



MARKET DAILY

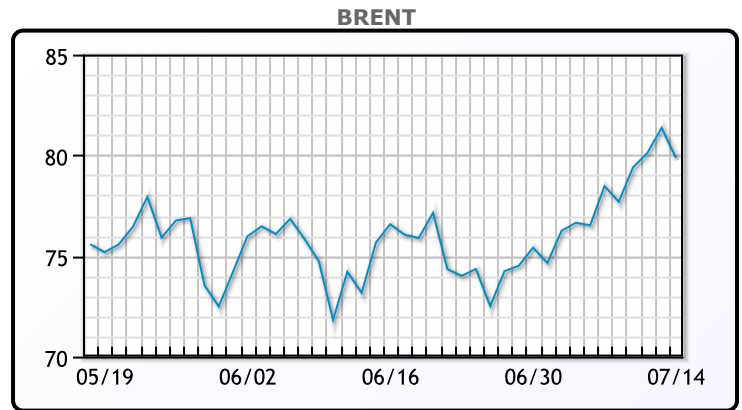
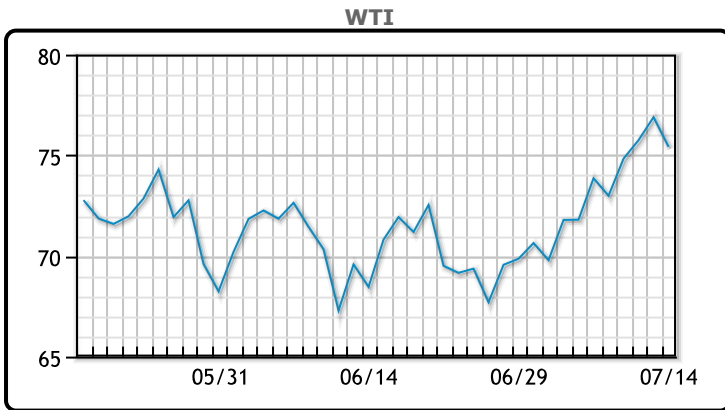
<https://www.pflpetroleum.com>
 1865 Veterans Park Dr. Suite 303
 Naples, Florida 34109
 Phone: 239-390-2885
 Fax: 239-949-0611
 Jul 14, 2023 5:55 PM

| Major Energy Futures | | |
|----------------------|--------|--------|
| | Settle | Change |
| Brent | 79.87 | -1.73 |
| Gas Oil | 756 | 2 |
| Natural Gas | 2.539 | -0.087 |
| RBOB | 264.37 | 1.16 |
| ULSD | 259.79 | 1.08 |
| WTI | 75.42 | -1.47 |

Market Commentary

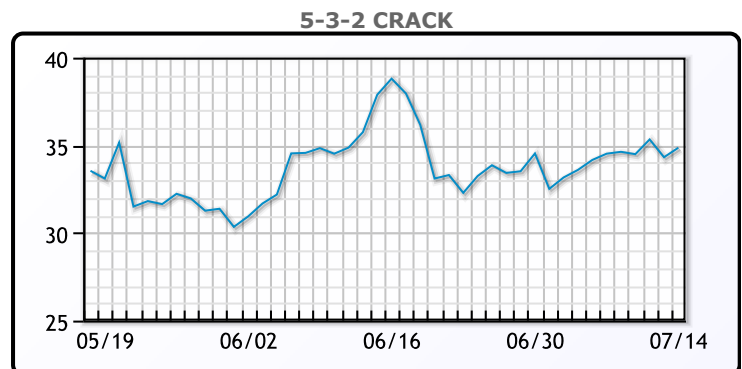
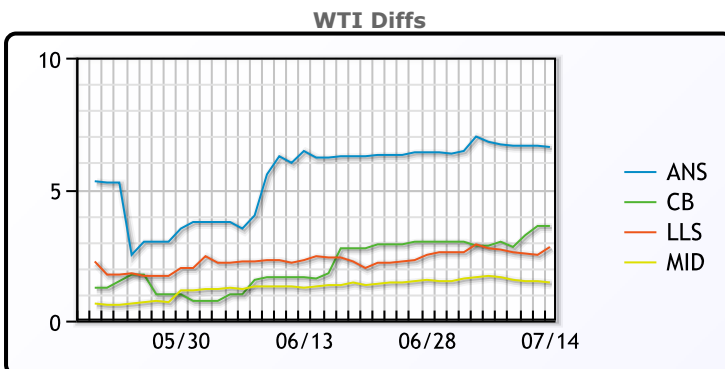
Oil prices experienced a decline of more than a dollar per barrel on Friday due to a strengthening dollar and profit-taking by traders following a strong rally. Brent crude futures settled at \$79.87 per barrel, down 1.8%, while U.S. West Texas Intermediate crude futures fell 1.9% to \$75.42 a barrel. The strengthening of the U.S. dollar index contributed to the decline as it reduces oil demand and increases the cost of crude for investors holding other currencies. However, analysts anticipate that the rally may resume next week due to factors such as easing inflation, plans to refill the U.S. strategic reserve, supply cuts, and disruptions in oil-producing regions. Supply disruptions in Libya and Nigeria, along with reduced Russian oil exports, have heightened concerns about tightening markets.

Crude & Product Markets



| CRUDE | | | |
|-------|-------|----------|-----------|
| | Last | Week Ago | Month Ago |
| ANS | 82.02 | 80.66 | 74.52 |
| BLS | 79.02 | 76.71 | 71.02 |
| LLS | 78.22 | 76.61 | 70.67 |
| Mid | 76.87 | 75.56 | 69.62 |
| WTI | 75.42 | 73.86 | 68.27 |

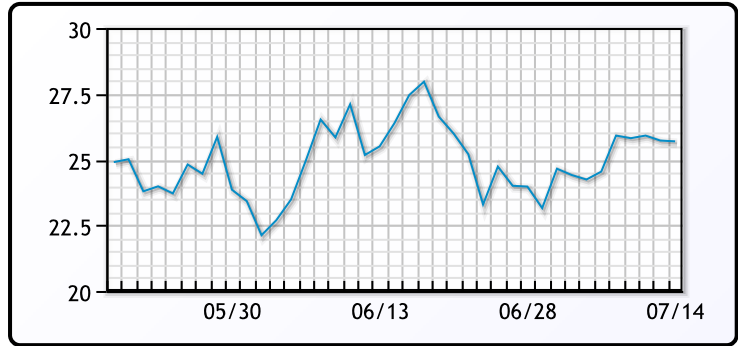
| PRODUCTS | | | |
|-----------|---------|----------|-----------|
| | Last | Week Ago | Month Ago |
| Gulf RBOB | 255.12 | 253.055 | 250.085 |
| Gulf ULSD | 252.29 | 249.16 | 229.87 |
| NYH RBOB | 267.245 | 266.93 | 263.46 |
| NYH ULSD | 259.665 | 256.785 | 236.895 |
| USGC 3% | 70.375 | 71.125 | 65.625 |



3-2-1 Crack



Gulf 3-2-1 Crack



NGLs

MB

| | Last | Week Ago | Month Ago |
|------------------|-------|----------|-----------|
| Butane | 51.4 | 42.8 | 38.5 |
| IsoButane | 84.1 | 75.5 | 70.5 |
| Natural Gasoline | 140.8 | 132.5 | 130 |
| Propane | 63.6 | 59 | 56 |

CONWAY

| | Last | Week Ago | Month Ago |
|------------------|------|----------|-----------|
| Butane | 72 | 65 | 60.3 |
| IsoButane | 95 | 80 | 81 |
| Natural Gasoline | 147 | 145 | 132.5 |
| Propane | 60.8 | 56.3 | 54.8 |

MB NON

| | Last | Week Ago | Month Ago |
|------------------|-------|----------|-----------|
| Butane | 76.4 | 67.8 | 63.5 |
| IsoButane | 84.1 | 75 | 70.5 |
| Natural Gasoline | 140.8 | 132.5 | 130 |
| Propane | 61.9 | 58.3 | 55.4 |

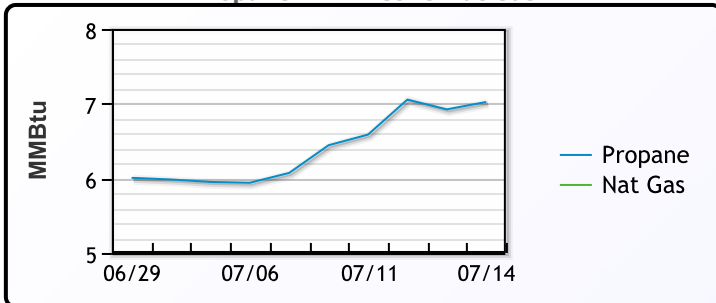
EDMONTON

| | Last | Week Ago | Month Ago |
|---------|------|----------|-----------|
| Propane | 45.8 | 41.3 | 35.3 |

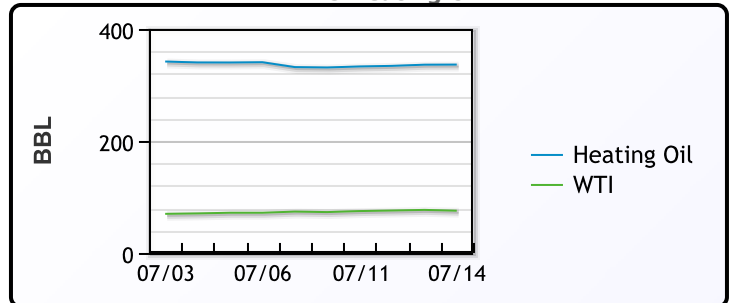
SARNIA

| | Last | Week Ago | Month Ago |
|---------|------|----------|-----------|
| Propane | 78.3 | 69.5 | 71 |

Propane MT.B Tet vs Nat Gas



WTI vs Heating Oil



FX

| | Last | Change |
|------|---------|--------|
| CAD | 1.3216 | 0.0106 |
| DXY | 99.96 | 0.19 |
| Gold | 1955.21 | -5.3 |

RATES

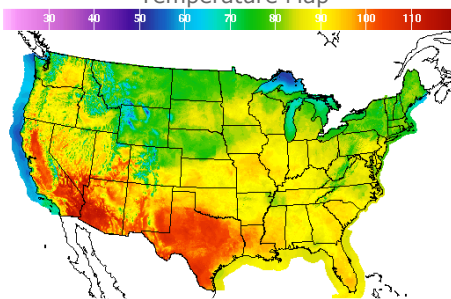
| | Last | Change |
|----------|--------|--------|
| US 2yr | 4.7656 | 0.1353 |
| US 10yr | 3.8322 | 0.0688 |
| CAN 10yr | 3.367 | 0.017 |

EQUITIES

| | Last | Change |
|---------|---------|--------|
| Nasdaq | 14113.7 | -24.87 |
| TSX | 1217.57 | -0.402 |
| S&P 500 | 4505.42 | -4.62 |

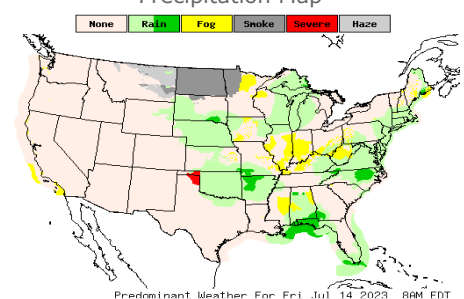
Weather Data

Temperature Map



| City | HIGH °F | LOW °F |
|--------------|---------|--------|
| Calgary | 73 | 53 |
| Conway | 77 | 53 |
| Cushing | 93 | 75 |
| Denver | 82 | 69 |
| Houston | 101 | 81 |
| Mont Belvieu | 96 | 80 |
| Sarnia | 76 | 58 |
| Williston | 79 | 59 |

Precipitation Map



This report has been prepared by PFL Petroleum Limited personnel for your information only and the views expressed are intended to provide market commentary and are not recommendations. This report is not an offer to sell or a solicitation of any offer to buy any security. The information contained herein has been compiled by PFL from sources believed to be reliable, but no representation or warranty, express or implied, is made by PFL Petroleum Limited, its affiliates or any other person as to its accuracy, completeness or correctness. Copyright 2017 PFL Petroleum Limited. All Rights Reserved