



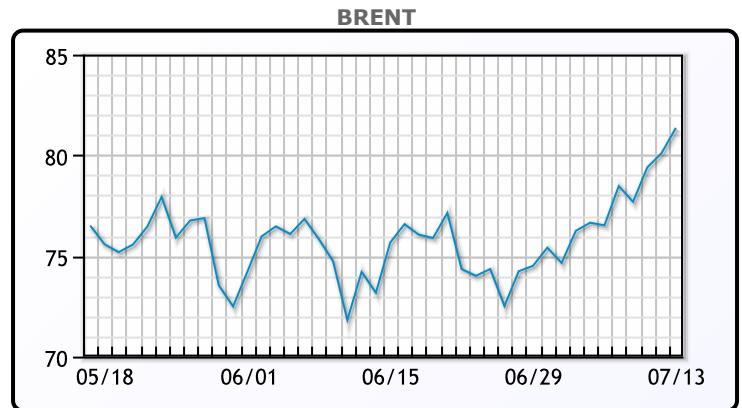
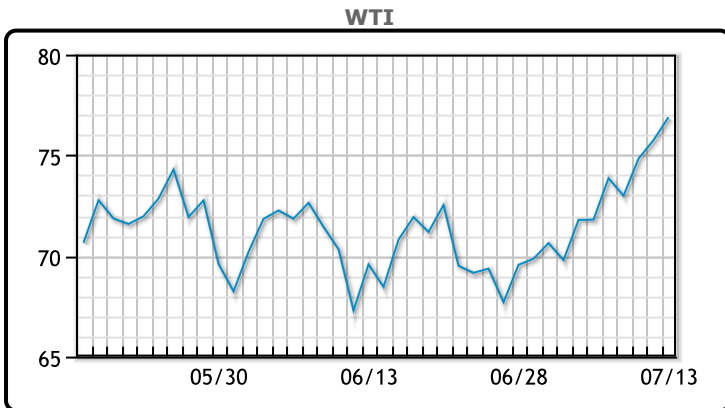
MARKET DAILY

<https://www.pflpetroleum.com>
 1865 Veterans Park Dr. Suite 303
 Naples, Florida 34109
 Phone: 239-390-2885
 Fax: 239-949-0611
 Jul 13, 2023 7:01 PM

Major Energy Futures		
	Settle	Change
Brent	81.36	1.25
Gas Oil	756.25	5.25
Natural Gas	2.545	-0.087
RBOB	267.86	1.16
ULSD	261.04	1.08
WTI	76.89	1.14

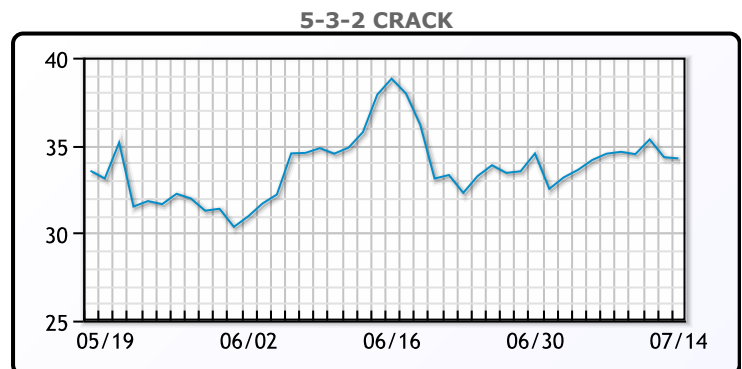
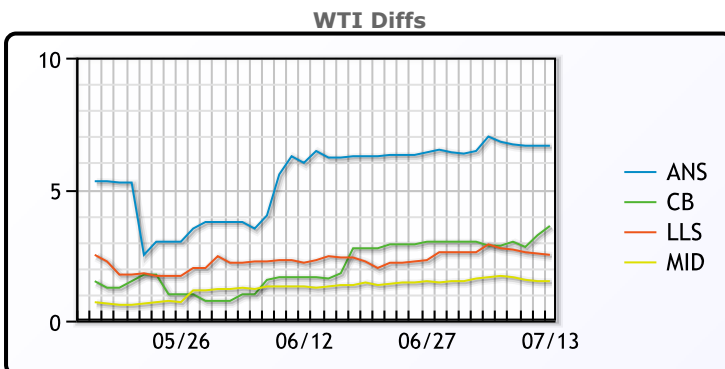
Market Commentary
 Oil prices jumped over 1% on Thursday, hitting their highest level in almost three months. This surge came after U.S. inflation data hinted that interest rates were nearing their peak. Brent crude futures soared by \$1.25 to settle at \$81.36 per barrel, the highest since April 25. Similarly, U.S. West Texas Intermediate crude futures climbed by \$1.14 to \$76.89 per barrel, reaching their strongest level since April 26. The increase in oil prices was supported by a weaker U.S. dollar, making crude more affordable for holders of other currencies. The rally in prices was primarily driven by supply cuts by major producers like Saudi Arabia and Russia, while reports from the IEA and OPEC maintained an optimistic outlook on oil demand despite some economic uncertainties.

Crude & Product Markets



CRUDE			
	Last	Week Ago	Month Ago
ANS	83.54	78.8	75.62
BLS	80.49	74.65	71.22
LLS	79.39	74.7	71.82
Mid	78.39	73.45	70.77
WTI	76.89	71.8	69.42

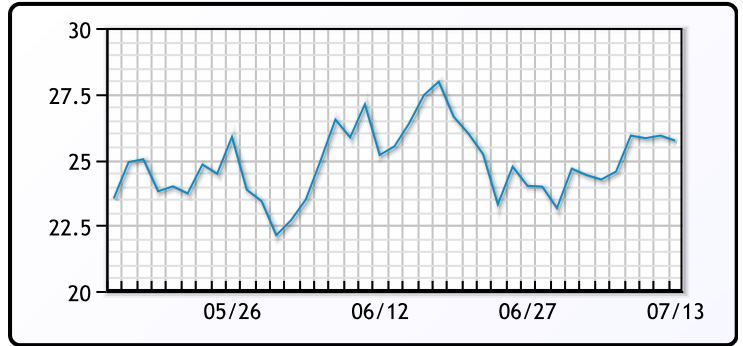
PRODUCTS			
	Last	Week Ago	Month Ago
Gulf RBOB	258.86	248.88	249.04
Gulf ULSD	253.415	240.74	233.75
NYH RBOB	271.36	265.38	265.79
NYH ULSD	261.04	248.94	241.05
USGC 3%	70.875	70.625	65.125



3-2-1 Crack



Gulf 3-2-1 Crack



NGLs

MB

	Last	Week Ago	Month Ago
Butane	51.8	39.1	39
IsoButane	85.3	72	71
Natural Gasoline	144	127.5	133.3
Propane	64.3	55.6	57.8

CONWAY

	Last	Week Ago	Month Ago
Butane	75	62	61
IsoButane	95	76	81.5
Natural Gasoline	149.5	140	135.5
Propane	61.5	52.9	55.8

MB NON

	Last	Week Ago	Month Ago
Butane	76.8	64.1	64
IsoButane	85.3	72	71
Natural Gasoline	144	127	132.8
Propane	62.8	54.9	57.3

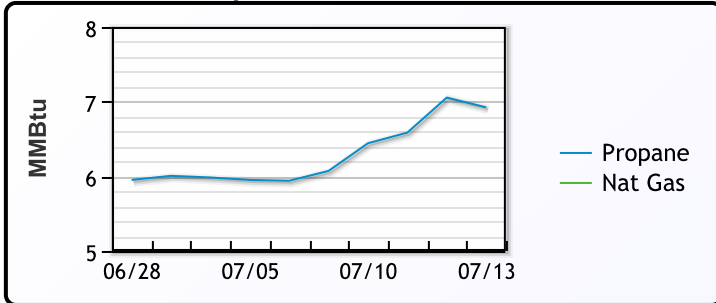
EDMONTON

	Last	Week Ago	Month Ago
Propane	46.5	36.4	37.8

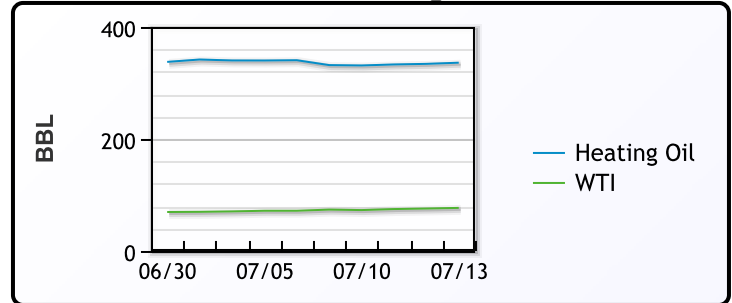
SARNIA

	Last	Week Ago	Month Ago
Propane	78.3	69.5	71

Propane MT.B Tet vs Nat Gas



WTI vs Heating Oil



FX

	Last	Change
CAD	1.311	0
DXY	99.77	-0.751
Gold	1961.7	1.19

RATES

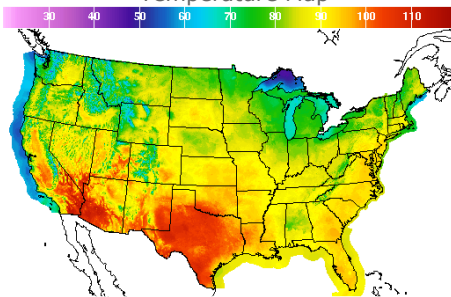
	Last	Change
US 2yr	4.6303	-0.1159
US 10yr	3.7634	-0.0939
CAN 10yr	3.35	-0.071

EQUITIES

	Last	Change
Nasdaq	14138.57	219.61
TSX	1217.972	14.524
S&P 500	4510.04	37.88

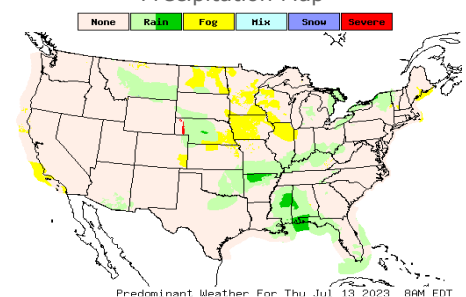
Weather Data

Temperature Map



City	HIGH °F	LOW °F
Calgary	72	54
Conway	79	55
Cushing	94	72
Denver	92	71
Houston	102	81
Mont Belvieu	96	80
Sarnia	72	59
Williston	81	60

Precipitation Map



This report has been prepared by PFL Petroleum Limited personnel for your information only and the views expressed are intended to provide market commentary and are not recommendations. This report is not an offer to sell or a solicitation of any offer to buy any security. The information contained herein has been compiled by PFL from sources believed to be reliable, but no representation or warranty, express or implied, is made by PFL Petroleum Limited, its affiliates or any other person as to its accuracy, completeness or correctness. Copyright 2017 PFL Petroleum Limited. All Rights Reserved