



# MARKET DAILY

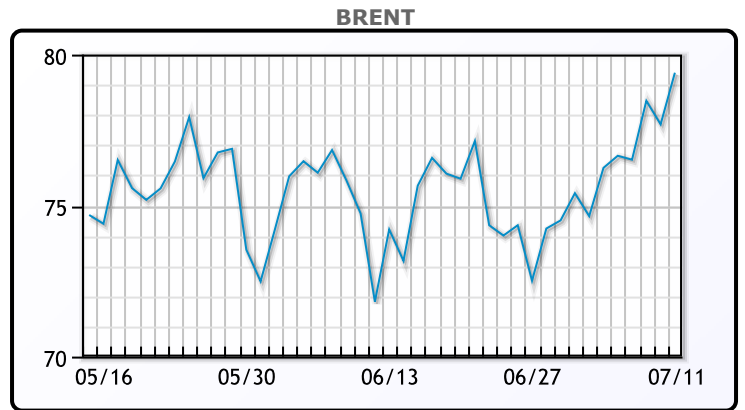
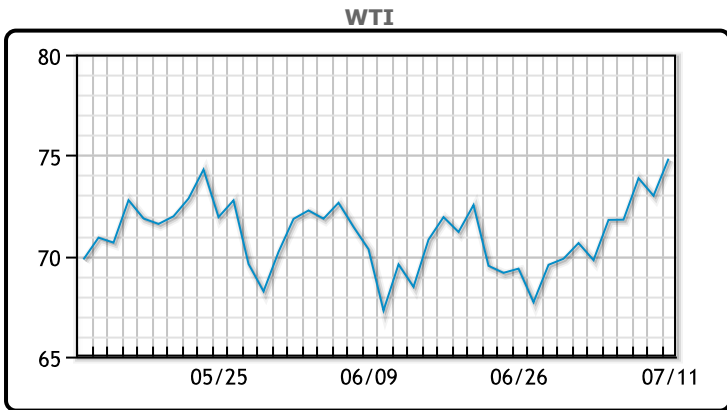
<https://www.pflpetroleum.com>  
 1865 Veterans Park Dr. Suite 303  
 Naples, Florida 34109  
 Phone: 239-390-2885  
 Fax: 239-949-0611  
 Jul 11, 2023 8:13 PM

Major Energy Futures		
	Settle	Change
Brent	79.4	1.71
Gas Oil	761.25	11
Natural Gas	2.731	0.062
RBOB	262.27	5.31
ULSD	258.37	3.05
WTI	74.83	1.84

**Market Commentary**

Oil settled at 10-week high today on a weaker U.S. dollar, rising demand forecasts and production cuts. U.S. West Texas Intermediate (WTI) crude rose \$1.84 per barrel, or 2.5% per cent, to settle at \$74.83 per barrel. Brent futures rose US\$1.71 per barrel, or 2.2%, to settle at US\$79.40 per barrel. Brent's settlement was its highest since April 28 and WTI's since May 1. Brent is technically in overbought territory for the second time in three days. U.S. crude oil, gasoline and distillate inventories all rose last week, according to market sources citing American Petroleum Institute figures.

## Crude & Product Markets

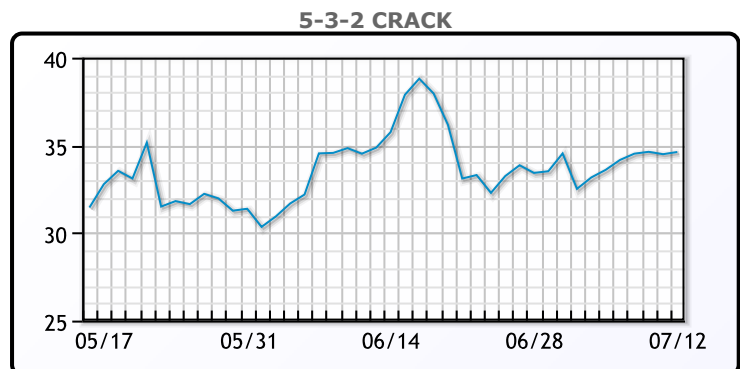
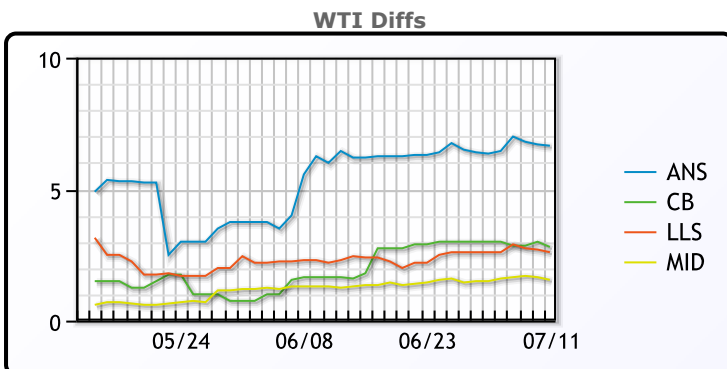


**CRUDE**

	Last	Week Ago	Month Ago
ANS	81.48	76.99	76.62
BLS	77.63	73.64	71.82
LLS	77.43	73.24	72.47
Mid	76.38	72.14	71.42
WTI	74.83	70.64	70.17

**PRODUCTS**

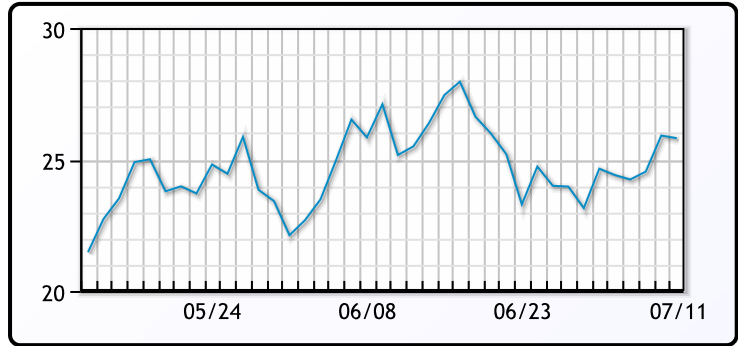
	Last	Week Ago	Month Ago
Gulf RBOB	255.52	249.49	257.57
Gulf ULSD	250.995	237.76	229.725
NYH RBOB	266.77	256.49	266.82
NYH ULSD	258.87	245.76	237.1
USGC 3%	68.625	69.125	61.875



**3-2-1 Crack**



**Gulf 3-2-1 Crack**



**NGLs**

**MB**

	Last	Week Ago	Month Ago
Butane	49.1	43.5	38.8
IsoButane	80.6	63.8	69.9
Natural Gasoline	138.5	126.5	136
Propane	64.6	54.5	58.5

**CONWAY**

	Last	Week Ago	Month Ago
Butane	67.8	60.6	61.6
IsoButane	91	81	75
Natural Gasoline	147	143.3	139
Propane	60.8	51.5	57

**MB NON**

	Last	Week Ago	Month Ago
Butane	74.1	63.5	63.8
IsoButane	80.6	72	69.9
Natural Gasoline	138.3	125.5	135
Propane	62.8	54	58

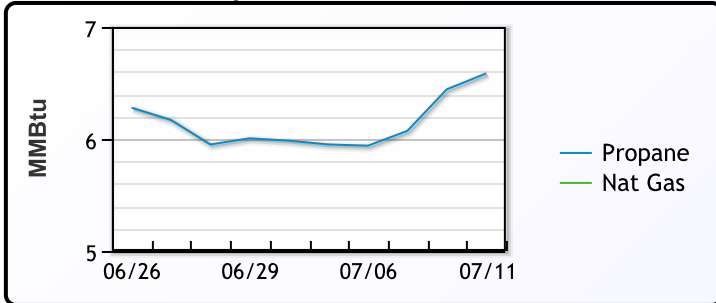
**EDMONTON**

	Last	Week Ago	Month Ago
Propane	45.8	35	40

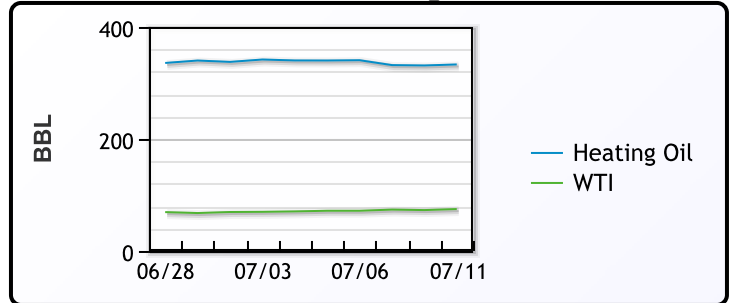
**SARNIA**

	Last	Week Ago	Month Ago
Propane	74.3	69.5	78.3

**Propane MT.B Tet vs Nat Gas**



**WTI vs Heating Oil**



**FX**

	Last	Change
CAD	1.3228	-0.0003
DXY	101.732	-0.24
Gold	1934.41	2.18

**RATES**

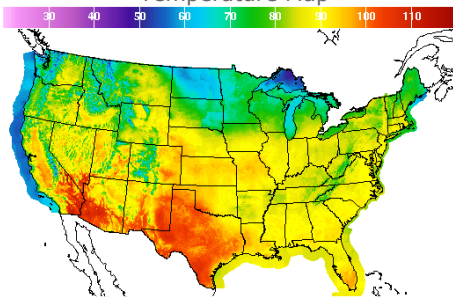
	Last	Change
US 2yr	4.8621	-0.0105
US 10yr	3.9581	-0.0119
CAN 10yr	3.535	0.02

**EQUITIES**

	Last	Change
Nasdaq	13760.7	75.22
TSX	1192.754	2.988
S&P 500	4439.26	29.73

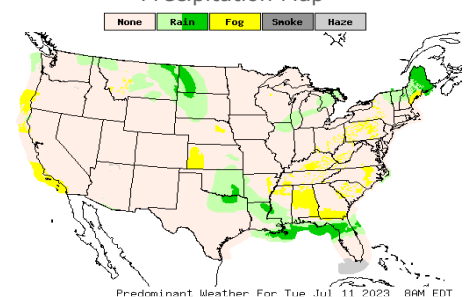
**Weather Data**

**Temperature Map**



City	HIGH °F	LOW °F
Calgary	66	52
Conway	67	45
Cushing	88	70
Denver	93	69
Houston	100	81
Mont Belvieu	96	80
Sarnia	82	64
Williston	61	54

**Precipitation Map**



This report has been prepared by PFL Petroleum Limited personnel for your information only and the views expressed are intended to provide market commentary and are not recommendations. This report is not an offer to sell or a solicitation of any offer to buy any security. The information contained herein has been compiled by PFL from sources believed to be reliable, but no representation or warranty, express or implied, is made by PFL Petroleum Limited, its affiliates or any other person as to its accuracy, completeness or correctness. Copyright 2017 PFL Petroleum Limited. All Rights Reserved