



MARKET DAILY

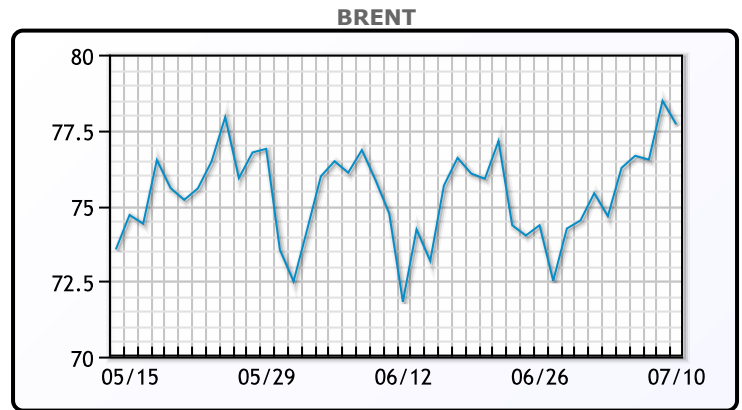
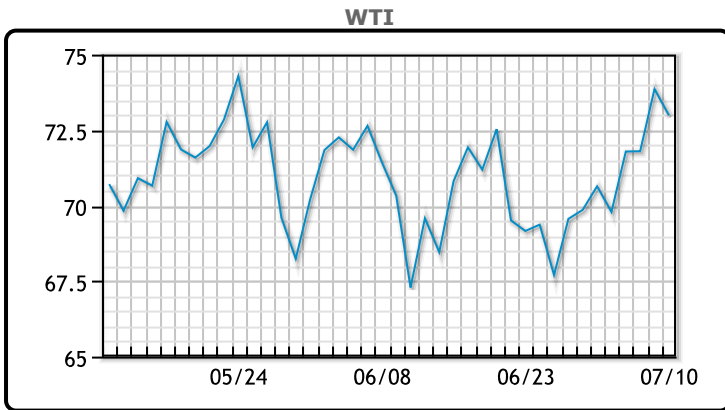
<https://www.pflpetroleum.com>
 1865 Veterans Park Dr. Suite 303
 Naples, Florida 34109
 Phone: 239-390-2885
 Fax: 239-949-0611
 Jul 10, 2023 5:21 PM

Major Energy Futures		
	Settle	Change
Brent	77.69	-0.78
Gas Oil	755	23.5
Natural Gas	2.669	-0.027
RBOB	256.96	4.55
ULSD	255.32	7.97
WTI	72.99	-0.87

Market Commentary

Oil prices experienced a slight decline today due to weak economic data from China and mounting concerns about global demand. Both WTI and Brent crude saw a minor drop, with WTI trading down \$0.87 or 1.18% to close at \$72.99 and Brent trading down \$0.78 or 0.99% to close at \$77.69. The weak economic data from China, one of the world's largest consumers of oil, raised concerns about reduced economic activity and lower oil demand. Moreover, broader concerns about weak global demand and potential oversupply further contributed to the downward pressure on oil prices. Market participants closely monitored these developments, keeping an eye on any potential shifts in demand patterns and geopolitical factors that could influence future oil price movements.

Crude & Product Markets

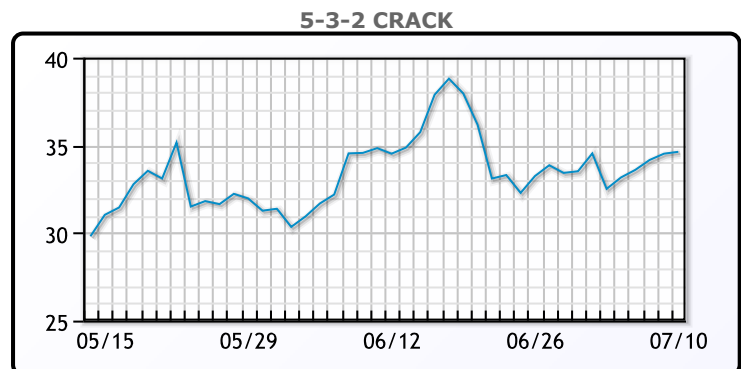
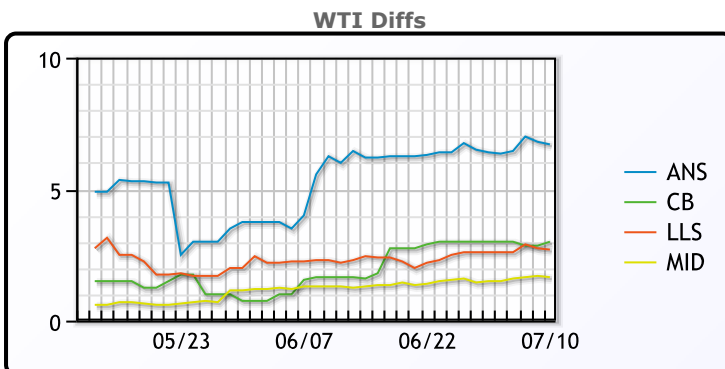


CRUDE

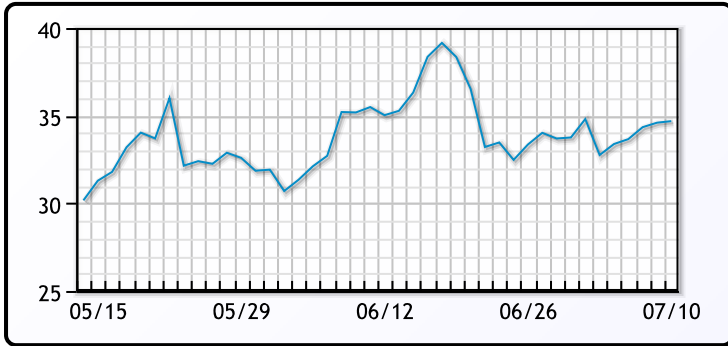
	Last	Week Ago	Month Ago
ANS	79.69	76.99	76.62
BLS	75.99	73.64	71.82
LLS	75.69	73.24	72.47
Mid	74.64	72.14	71.42
WTI	72.99	70.64	70.17

PRODUCTS

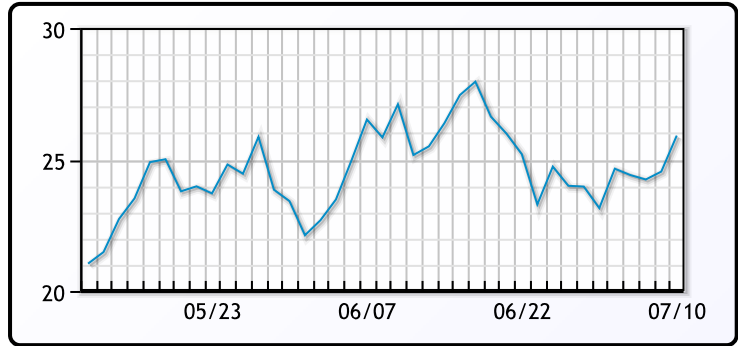
	Last	Week Ago	Month Ago
Gulf RBOB	250.085	249.49	257.57
Gulf ULSD	248.07	237.76	229.725
NYH RBOB	264.96	256.49	266.82
NYH ULSD	256.32	245.76	237.1
USGC 3%	68.125	69.125	61.875



3-2-1 Crack



Gulf 3-2-1 Crack



NGLs

MB

	Last	Week Ago	Month Ago
Butane	44	43.5	38.8
IsoButane	76.3	63.8	69.9
Natural Gasoline	133.3	126.5	136
Propane	60.3	54.5	58.5

CONWAY

	Last	Week Ago	Month Ago
Butane	65.5	60.6	61.6
IsoButane	84.5	81	75
Natural Gasoline	141.5	143.3	139
Propane	57	51.5	57

MB NON

	Last	Week Ago	Month Ago
Butane	69	63.5	63.8
IsoButane	76.3	72	69.9
Natural Gasoline	133.8	125.5	135
Propane	58.9	54	58

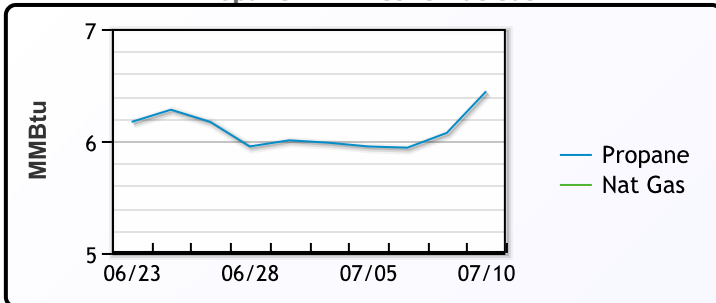
EDMONTON

	Last	Week Ago	Month Ago
Propane	42	35	40

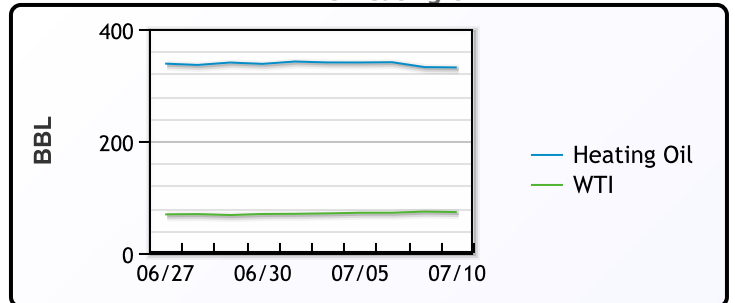
SARNIA

	Last	Week Ago	Month Ago
Propane	74.3	69.5	78.3

Propane MT.B Tet vs Nat Gas



WTI vs Heating Oil



FX

	Last	Change
CAD	1.3277	-0.0003
DXY	101.955	-0.317
Gold	1925.35	0.3

RATES

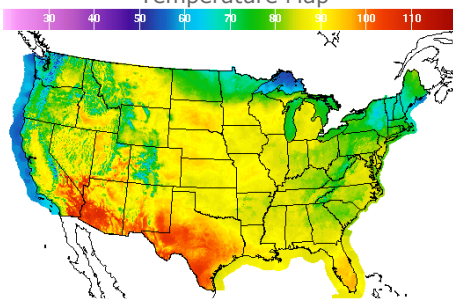
	Last	Change
US 2yr	4.8576	-0.0883
US 10yr	3.9938	-0.0678
CAN 10yr	3.515	-0.058

EQUITIES

	Last	Change
Nasdaq	13685.48	24.76
TSX	1189.77	-1.922
S&P 500	4409.53	10.58

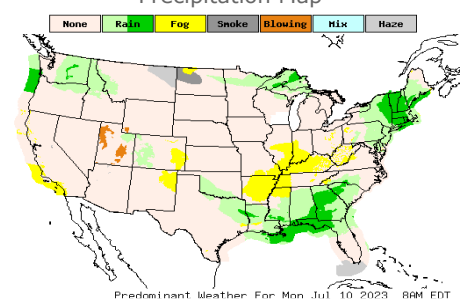
Weather Data

Temperature Map



City	HIGH °F	LOW °F
Calgary	81	57
Conway	69	49
Cushing	88	65
Denver	91	65
Houston	99	80
Mont Belvieu	96	79
Sarnia	84	59
Williston	80	60

Precipitation Map



This report has been prepared by PFL Petroleum Limited personnel for your information only and the views expressed are intended to provide market commentary and are not recommendations. This report is not an offer to sell or a solicitation of any offer to buy any security. The information contained herein has been compiled by PFL from sources believed to be reliable, but no representation or warranty, express or implied, is made by PFL Petroleum Limited, its affiliates or any other person as to its accuracy, completeness or correctness. Copyright 2017 PFL Petroleum Limited. All Rights Reserved