



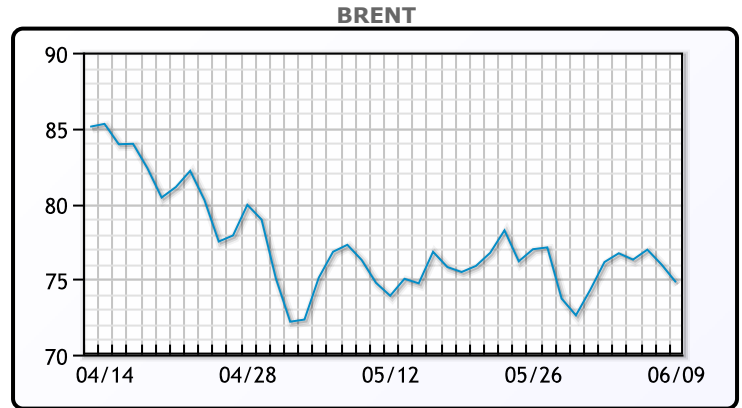
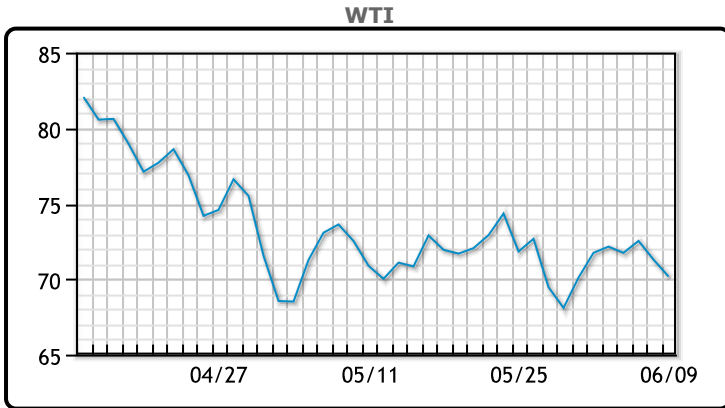
MARKET DAILY

<https://www.pflpetroleum.com>
 1865 Veterans Park Dr. Suite 303
 Naples, Florida 34109
 Phone: 239-390-2885
 Fax: 239-949-0611
 Jun 9, 2023 8:35 PM

Major Energy Futures		
	Settle	Change
Brent	74.79	-1.17
Gas Oil	708	-6.5
Natural Gas	2.254	0.023
RBOB	259.32	-2.85
ULSD	236.1	-1.2
WTI	70.17	-1.12

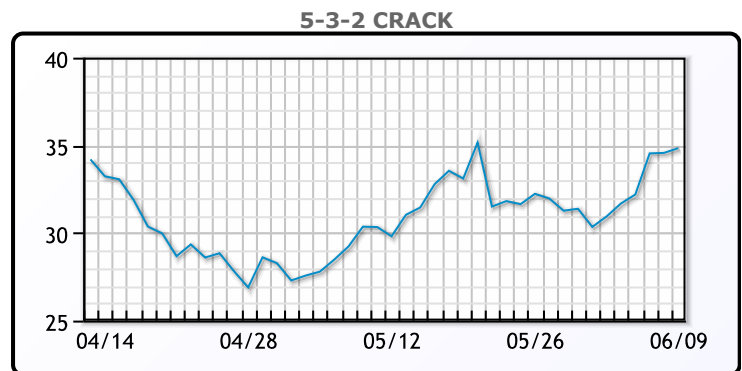
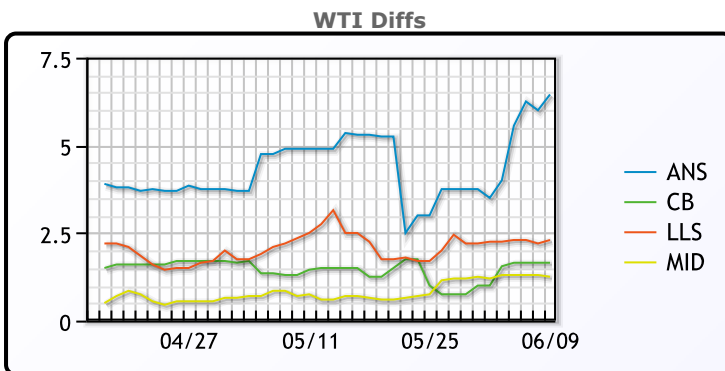
Market Commentary
 Oil prices fell today by more than a dollar, closing out the week with the second straight weekly decline. Both benchmarks lost more than \$3 on Thursday after a media report that a U.S.-Iran nuclear deal was imminent and would result in more supply. Prices pared losses after both countries denied the report, ending about a dollar a barrel lower. "The Saudi cut lifted prices slightly, and then the chatter of the potential return of Iranian barrels saw a large drop. Long investors are likely on the sidelines until larger oil inventory declines become visible," he said. WTI traded down \$1.12 or -1.6% to close at \$70.17. Brent traded down \$1.17 or -1.5% to close at \$74.79.

Crude & Product Markets

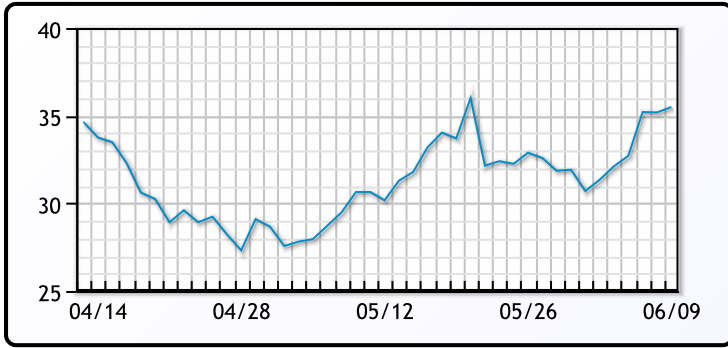


CRUDE			
	Last	Week Ago	Month Ago
ANS	76.62	75.24	78.61
BLS	71.82	72.74	75.16
LLS	72.47	73.99	76.21
Mid	71.42	72.94	74.46
WTI	70.17	71.74	73.71

PRODUCTS			
	Last	Week Ago	Month Ago
Gulf RBOB	257.57	245.695	243.24
Gulf ULSD	229.725	230.19	234.77
NYH RBOB	266.82	259.57	252.49
NYH ULSD	237.1	236.84	239.02
USGC 3%	61.875	61.125	60.625



3-2-1 Crack



Gulf 3-2-1 Crack



NGLs

MB

	Last	Week Ago	Month Ago
Butane	38.8	43	68
IsoButane	69.9	75.5	81.3
Natural Gasoline	136	139.8	149.3
Propane	58.5	58.5	70.4

CONWAY

	Last	Week Ago	Month Ago
Butane	61.6	65.8	74.5
IsoButane	75	76	93
Natural Gasoline	139	146	155
Propane	57	58	69.8

MB NON

	Last	Week Ago	Month Ago
Butane	63.8	68	78
IsoButane	69.9	75.5	81.3
Natural Gasoline	135	138.8	149
Propane	58	58.3	69.6

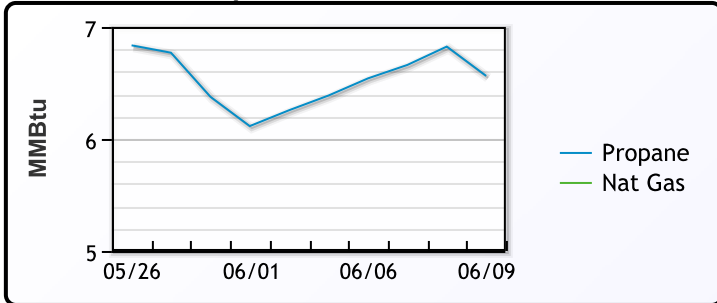
EDMONTON

	Last	Week Ago	Month Ago
Propane	40	39.5	52

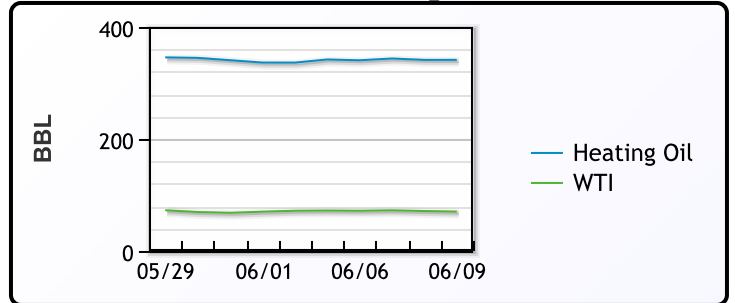
SARNIA

	Last	Week Ago	Month Ago
Propane	78.3	71.8	85

Propane MT.B Tet vs Nat Gas



WTI vs Heating Oil



FX

	Last	Change
CAD	1.334	-0.0017
DXY	103.557	0.214
Gold	1961.19	-4.27

RATES

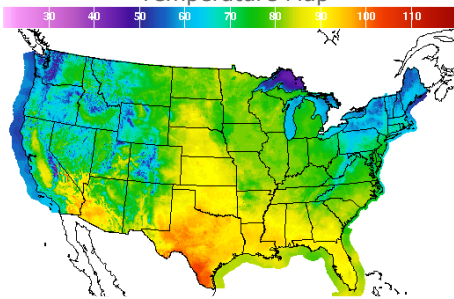
	Last	Change
US 2yr	4.5956	0.0809
US 10yr	3.7394	0.0215
CAN 10yr	3.372	-0.036

EQUITIES

	Last	Change
Nasdaq	13259.14	20.62
TSX	1196.028	-2.094
S&P 500	4298.86	4.93

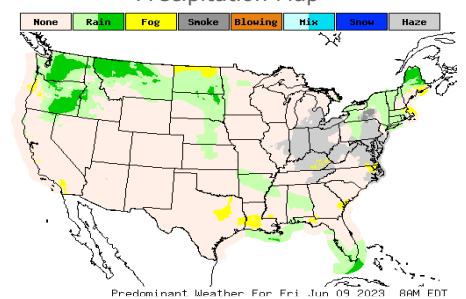
Weather Data

Temperature Map



City	HIGH °F	LOW °F
Calgary	77	57
Conway	82	64
Cushing	91	68
Denver	80	58
Houston	96	74
Mont Belvieu	92	71
Sarnia	69	49
Williston	82	65

Precipitation Map



This report has been prepared by PFL Petroleum Limited personnel for your information only and the views expressed are intended to provide market commentary and are not recommendations. This report is not an offer to sell or a solicitation of any offer to buy any security. The information contained herein has been compiled by PFL from sources believed to be reliable, but no representation or warranty, express or implied, is made by PFL Petroleum Limited, its affiliates or any other person as to its accuracy, completeness or correctness. Copyright 2017 PFL Petroleum Limited. All Rights Reserved