



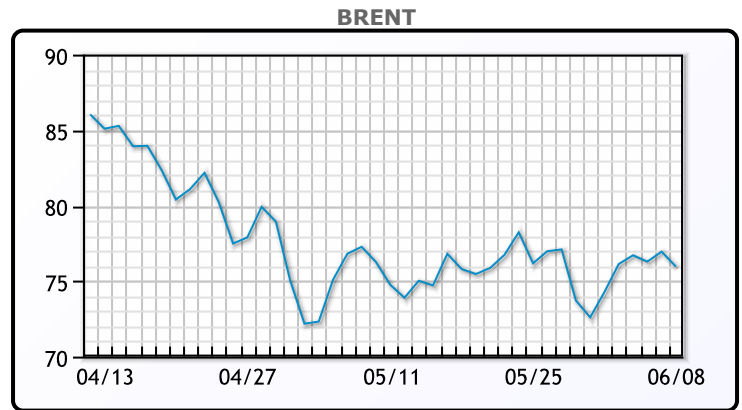
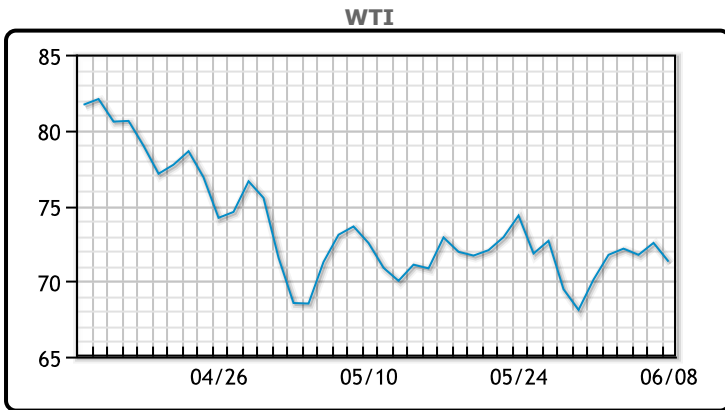
MARKET DAILY

<https://www.pflpetroleum.com>
 1865 Veterans Park Dr. Suite 303
 Naples, Florida 34109
 Phone: 239-390-2885
 Fax: 239-949-0611
 Jun 8, 2023 8:41 PM

Major Energy Futures		
	Settle	Change
Brent	75.96	-0.99
Gas Oil	704	-6.5
Natural Gas	2.352	0.023
RBOB	261.27	-2.85
ULSD	238.98	-1.2
WTI	71.29	-1.24

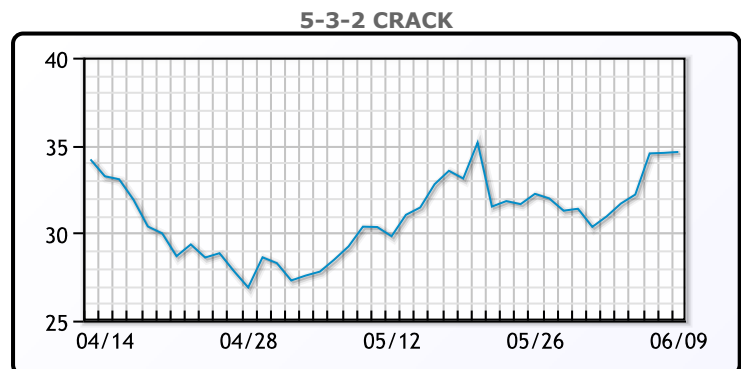
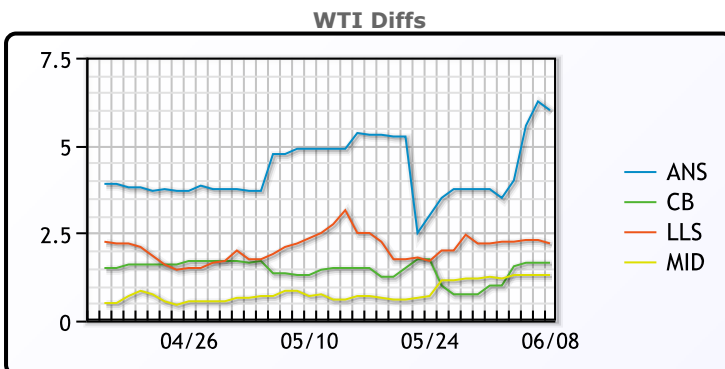
Market Commentary
 Oil prices were lower today but managed to rebound from earlier losses after a report was released claiming that the US and Iran were close to reaching a new nuclear agreement. A spokesperson for the White House National Security Council later called the report "false and misleading". "If there's no Iran deal then we're back where we were before, focused more on fuel demand," said John Kilduff, partner at Again Capital LLC in New York. Oil prices could get a lift if the U.S. Federal Reserve skips a rate hike at its next meeting on June 13-14, said Tamas Varga from PVM brokerage. Economists polled by Reuters expect no hike at the meeting. WTI traded down \$1.24 or -1.7% to close at \$71.29. Brent traded down \$0.99 or -1.3% to close at \$75.96.

Crude & Product Markets



CRUDE			
	Last	Week Ago	Month Ago
ANS	77.29	73.85	78.06
BLS	72.94	71.1	74.46
LLS	73.49	72.3	75.51
Mid	72.59	71.35	73.86
WTI	71.29	70.1	73.16

PRODUCTS			
	Last	Week Ago	Month Ago
Gulf RBOB	256.77	238.12	242.41
Gulf ULSD	232.755	225.97	234.02
NYH RBOB	267.77	257.62	250.91
NYH ULSD	239.855	232.345	238.145
USGC 3%	62.125	59.875	59.375



3-2-1 Crack



Gulf 3-2-1 Crack



NGLs

MB

	Last	Week Ago	Month Ago
Butane	40.9	46	74
IsoButane	72.9	71.9	82
Natural Gasoline	137.5	138	148
Propane	60.1	57.3	70.4

CONWAY

	Last	Week Ago	Month Ago
Butane	64.5	64.3	76.5
IsoButane	76.5	74.5	82.5
Natural Gasoline	143	145.3	148.5
Propane	58.1	56.5	69.9

MB NON

	Last	Week Ago	Month Ago
Butane	65.9	66	79
IsoButane	72.9	70.4	82
Natural Gasoline	136.5	137	148
Propane	59.9	57	69.6

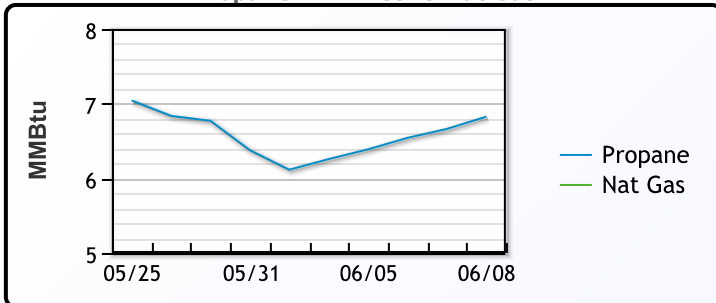
EDMONTON

	Last	Week Ago	Month Ago
Propane	41.1	38	53.1

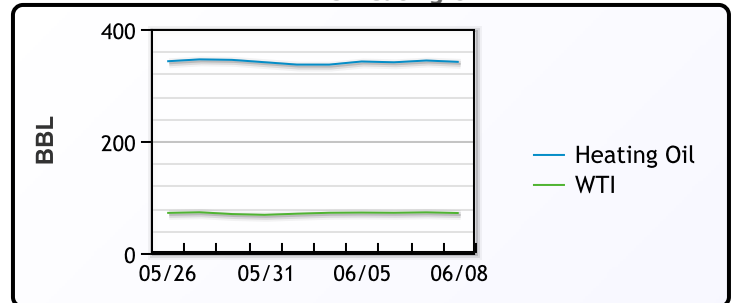
SARNIA

	Last	Week Ago	Month Ago
Propane	78.3	73.8	82.8

Propane MT.B Tet vs Nat Gas



WTI vs Heating Oil



FX

	Last	Change
CAD	1.3364	0.0007
DXY	103.334	-0.009
Gold	1964.35	-1.11

RATES

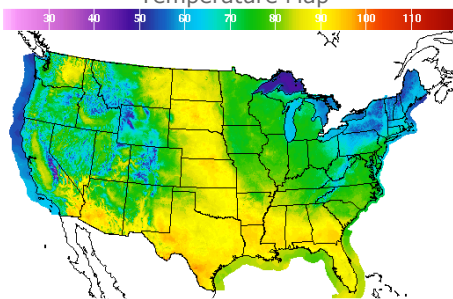
	Last	Change
US 2yr	4.5126	-0.0021
US 10yr	3.7237	0.0058
CAN 10yr	3.408	-0.033

EQUITIES

	Last	Change
Nasdaq	13238.52	133.63
TSX	1198.122	-2.289
S&P 500	4293.93	26.41

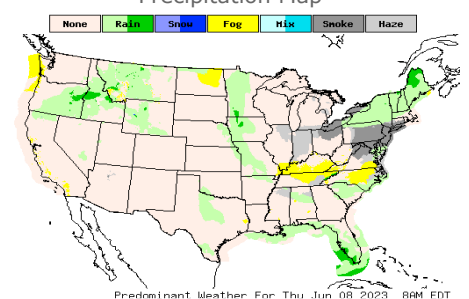
Weather Data

Temperature Map



City	HIGH °F	LOW °F
Calgary	82	56
Conway	80	59
Cushing	87	64
Denver	76	57
Houston	92	70
Mont Belvieu	89	68
Sarnia	63	49
Williston	88	68

Precipitation Map



This report has been prepared by PFL Petroleum Limited personnel for your information only and the views expressed are intended to provide market commentary and are not recommendations. This report is not an offer to sell or a solicitation of any offer to buy any security. The information contained herein has been compiled by PFL from sources believed to be reliable, but no representation or warranty, express or implied, is made by PFL Petroleum Limited, its affiliates or any other person as to its accuracy, completeness or correctness. Copyright 2017 PFL Petroleum Limited. All Rights Reserved