



# MARKET DAILY

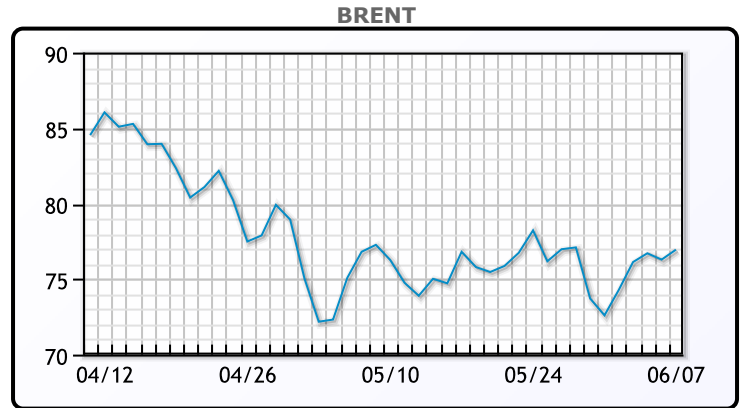
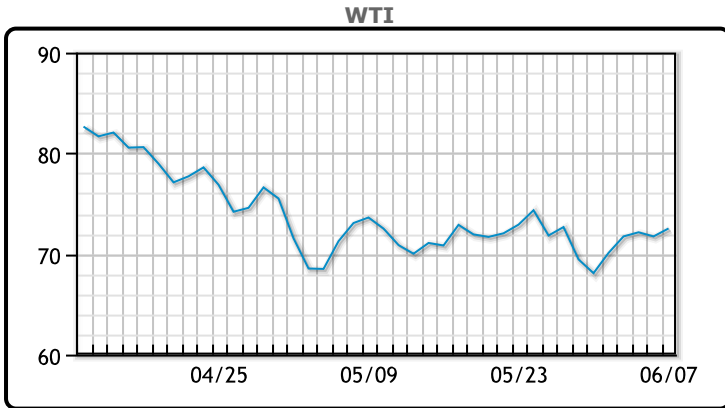
<https://www.pflpetroleum.com>  
 1865 Veterans Park Dr. Suite 303  
 Naples, Florida 34109  
 Phone: 239-390-2885  
 Fax: 239-949-0611  
 Jun 7, 2023 8:31 PM

Major Energy Futures		
	Settle	Change
Brent	76.95	0.66
Gas Oil	710.5	-6.25
Natural Gas	2.329	0.067
RBOB	264.12	7.69
ULSD	240.18	3.4
WTI	72.53	0.79

**Market Commentary**

Oil prices climbed higher today about 1% reversing some of yesterday's losses. "Futures seem to be in a 'tug of war' with slowing demand for manufacturing, and lighter diesel demand, against expected production cuts coming from OPEC & Saudi," said Dennis Kissler, senior vice president of trading at BOK Financial. US crude stocks fell by about 450K/bbls, vs a forecasted build of 1MM/bbls. Diesel industries had a much larger than anticipated build of 5.1MM/bbls while gasoline inventories also rose more than expected by 2.8MM/bbls. WTI traded up \$0.79 or 1.1% to close at \$72.53. Brent traded up \$0.66 or 0.9% to close at \$76.95.

## Crude & Product Markets

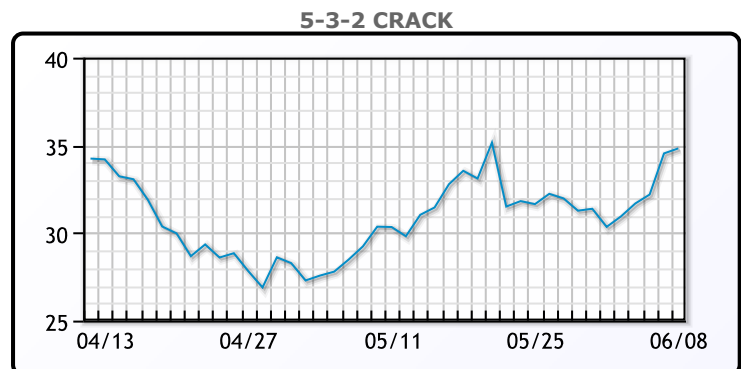
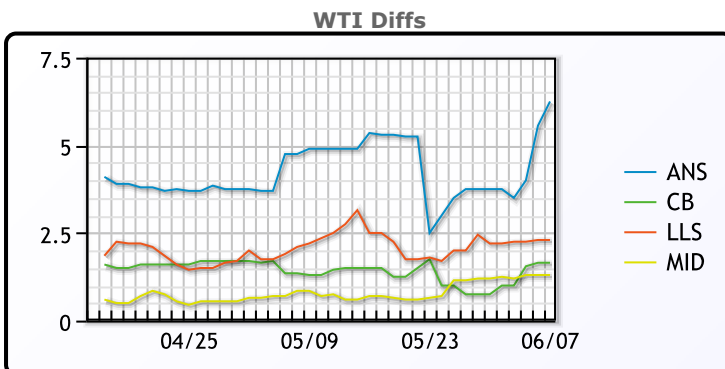


**CRUDE**

	Last	Week Ago	Month Ago
ANS	78.78	71.84	76.24
BLS	74.18	68.84	72.64
LLS	74.83	70.29	73.54
Mid	73.83	69.29	72.19
WTI	72.53	68.09	71.34

**PRODUCTS**

	Last	Week Ago	Month Ago
Gulf RBOB	259.87	238.255	232.9
Gulf ULSD	234.055	220.09	227.595
NYH RBOB	271.37	260.63	241.9
NYH ULSD	240.93	225.84	231.97
USGC 3%	62.625	56.625	57.875



**3-2-1 Crack**



**Gulf 3-2-1 Crack**



**NGLs**

**MB**

	Last	Week Ago	Month Ago
Butane	45.1	46	72.8
IsoButane	77.1	74	81
Natural Gasoline	140	135.3	141.9
Propane	62.5	56	70.1

**CONWAY**

	Last	Week Ago	Month Ago
Butane	67.5	64	74
IsoButane	76.5	79	79
Natural Gasoline	145.6	156	147.8
Propane	60.6	55	69.3

**MB NON**

	Last	Week Ago	Month Ago
Butane	70.1	66	77.8
IsoButane	77.1	74	81
Natural Gasoline	139	134.3	141.9
Propane	62.3	55	69.4

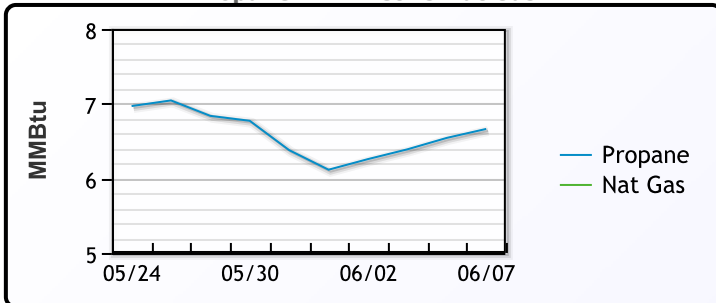
**EDMONTON**

	Last	Week Ago	Month Ago
Propane	43.6	36	52.5

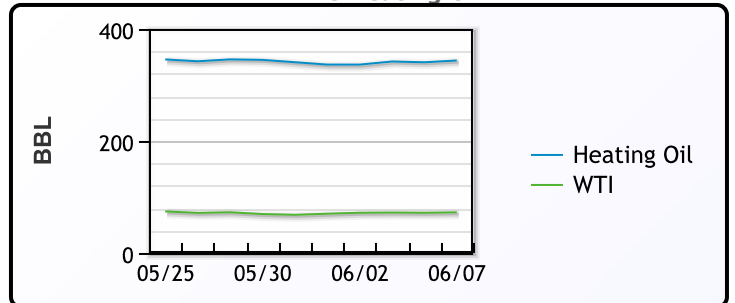
**SARNIA**

	Last	Week Ago	Month Ago
Propane	75.5	78.5	82.8

**Propane MT.B Tet vs Nat Gas**



**WTI vs Heating Oil**



**FX**

	Last	Change
CAD	1.3364	-0.0006
DXY	104.042	-0.057
Gold	1945.92	5.9

**RATES**

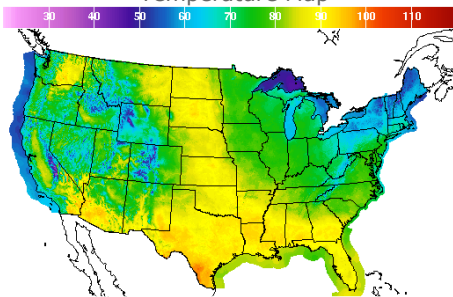
	Last	Change
US 2yr	4.5417	-0.0146
US 10yr	3.7875	-0.0077
CAN 10yr	3.441	0.163

**EQUITIES**

	Last	Change
Nasdaq	13104.89	-171.53
TSX	1200.411	-4.47
S&P 500	4267.52	-16.33

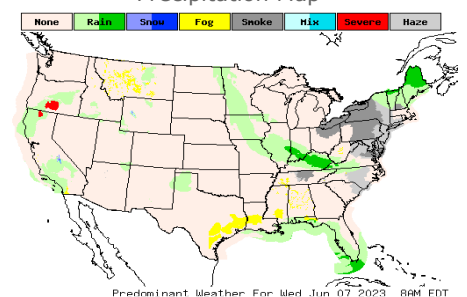
**Weather Data**

**Temperature Map**



City	HIGH °F	LOW °F
Calgary	83	48
Conway	81	64
Cushing	86	64
Denver	77	56
Houston	93	73
Mont Belvieu	88	70
Sarnia	62	50
Williston	89	69

**Precipitation Map**



This report has been prepared by PFL Petroleum Limited personnel for your information only and the views expressed are intended to provide market commentary and are not recommendations. This report is not an offer to sell or a solicitation of any offer to buy any security. The information contained herein has been compiled by PFL from sources believed to be reliable, but no representation or warranty, express or implied, is made by PFL Petroleum Limited, its affiliates or any other person as to its accuracy, completeness or correctness. Copyright 2017 PFL Petroleum Limited. All Rights Reserved