



MARKET DAILY

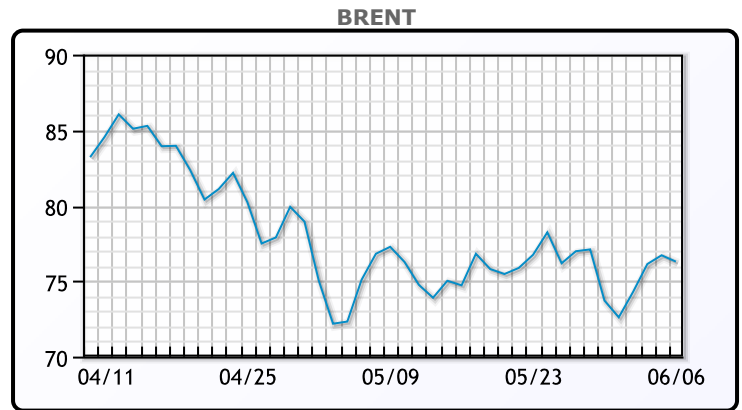
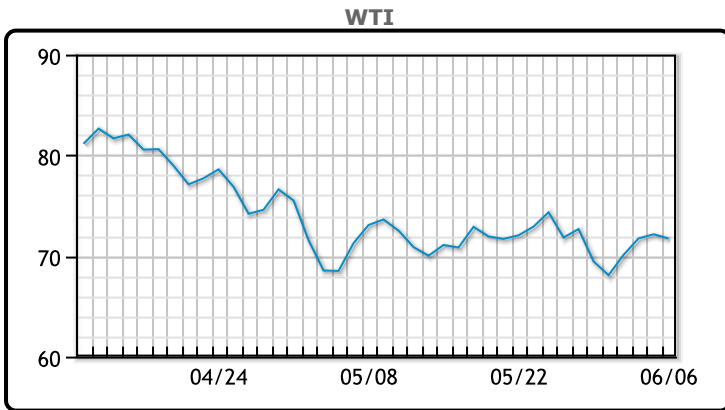
<https://www.pflpetroleum.com>
 1865 Veterans Park Dr. Suite 303
 Naples, Florida 34109
 Phone: 239-390-2885
 Fax: 239-949-0611
 Jun 6, 2023 8:49 PM

Major Energy Futures		
	Settle	Change
Brent	76.29	-0.42
Gas Oil	700.75	-6.25
Natural Gas	2.262	0.017
RBOB	256.43	3.99
ULSD	236.78	-0.97
WTI	71.74	-0.41

Market Commentary

Oil prices were lower today on worries of sluggish economic growth hurting energy demand. This outweighed the production cuts announced by Saudi Arabia on Monday. The Kingdom also unexpectedly cut its selling price to Asian buyers again. However, the Saudi supply cut is unlikely to achieve a "sustainable price increase" into the high \$80s and low \$90s due to weaker demand, stronger non-OPEC supply, slower economic growth in China and potential recessions in the U.S. and Europe, Citi analysts said in a note. "Crude prices are heavy as global growth concerns continue to suggest a much weaker crude demand outlook," said Edward Moya, senior market analyst at data and analytics firm OANDA. The US dollar was also stronger today hurting crude prices. WTI traded down \$0.41 or -.6% to close at \$71.74. Brent traded down \$0.42 or -.6% to close at \$76.29.

Crude & Product Markets

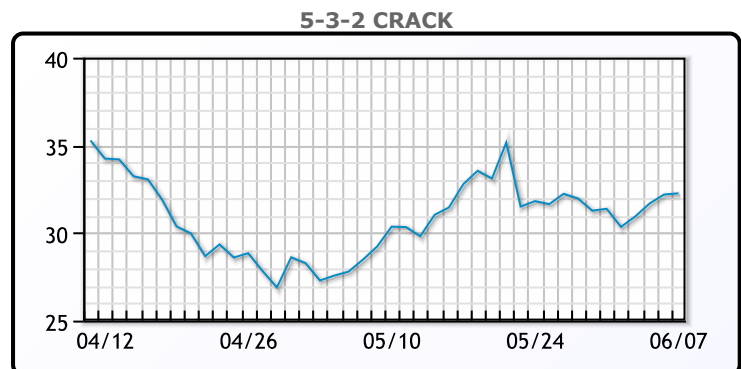
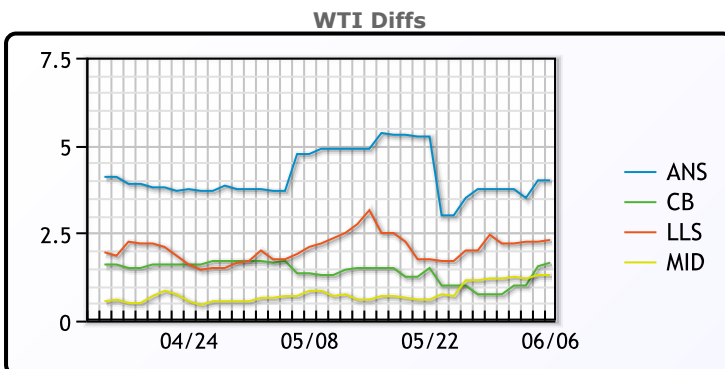


CRUDE

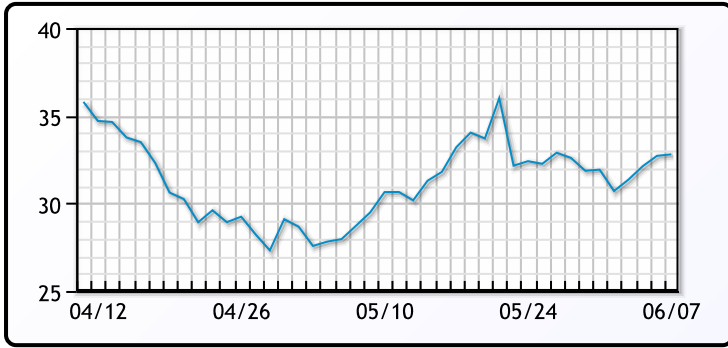
	Last	Week Ago	Month Ago
ANS	75.74	73.21	76.24
BLS	73.39	70.21	72.64
LLS	74.04	71.91	73.54
Mid	73.04	70.66	72.19
WTI	71.74	69.46	71.34

PRODUCTS

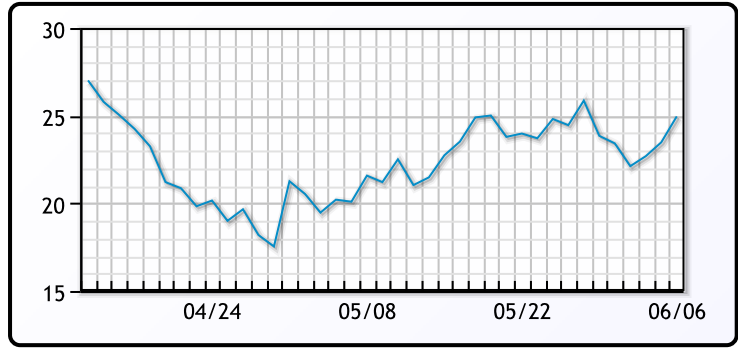
	Last	Week Ago	Month Ago
Gulf RBOB	252.93	242.795	232.9
Gulf ULSD	230.855	221.65	227.595
NYH RBOB	263.18	262.09	241.9
NYH ULSD	237.655	228.33	231.97
USGC 3%	61.625	57.875	57.875



3-2-1 Crack



Gulf 3-2-1 Crack



NGLs

MB

	Last	Week Ago	Month Ago
Butane	44.8	48.5	72.8
IsoButane	75.8	76	81
Natural Gasoline	138.5	137.5	141.9
Propane	61	58.4	70.1

CONWAY

	Last	Week Ago	Month Ago
Butane	66.8	66	74
IsoButane	78	80	79
Natural Gasoline	147.5	157	147.8
Propane	59.9	55.8	69.3

MB NON

	Last	Week Ago	Month Ago
Butane	69.8	68.5	77.8
IsoButane	75.9	76	81
Natural Gasoline	137.5	139.5	141.9
Propane	61	57.4	69.4

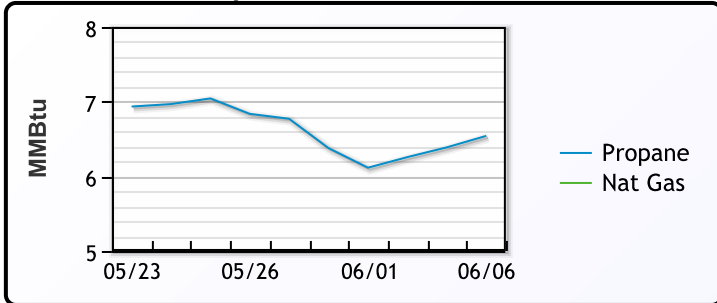
EDMONTON

	Last	Week Ago	Month Ago
Propane	41.4	37	52.5

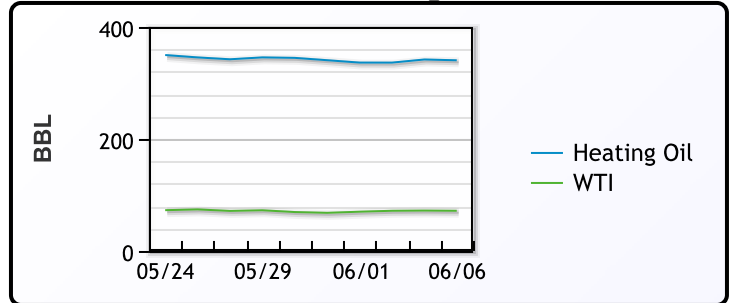
SARNIA

	Last	Week Ago	Month Ago
Propane	74.5	77.8	82.8

Propane MT.B Tet vs Nat Gas



WTI vs Heating Oil



FX

	Last	Change
CAD	1.3392	-0.0011
DXY	104.04	-0.085
Gold	1965	1.48

RATES

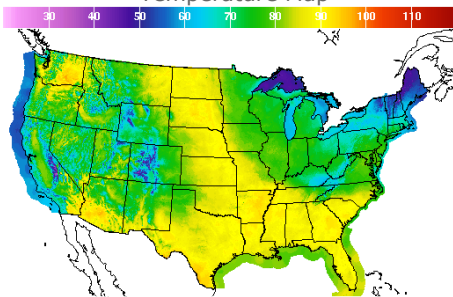
	Last	Change
US 2yr	4.4912	0.0126
US 10yr	3.6659	0.0057
CAN 10yr	3.278	0.016

EQUITIES

	Last	Change
Nasdaq	13276.42	46.99
TSX	1204.881	7.222
S&P 500	4283.85	10.06

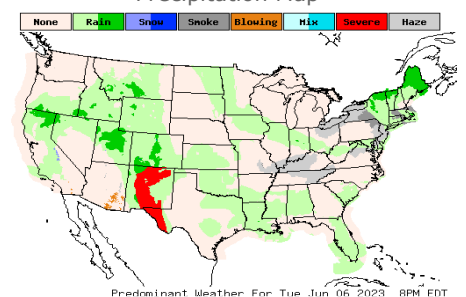
Weather Data

Temperature Map



City	HIGH °F	LOW °F
Calgary	72	44
Conway	86	66
Cushing	86	65
Denver	76	53
Houston	90	70
Mont Belvieu	86	68
Sarnia	62	54
Williston	89	66

Precipitation Map



This report has been prepared by PFL Petroleum Limited personnel for your information only and the views expressed are intended to provide market commentary and are not recommendations. This report is not an offer to sell or a solicitation of any offer to buy any security. The information contained herein has been compiled by PFL from sources believed to be reliable, but no representation or warranty, express or implied, is made by PFL Petroleum Limited, its affiliates or any other person as to its accuracy, completeness or correctness. Copyright 2017 PFL Petroleum Limited. All Rights Reserved