



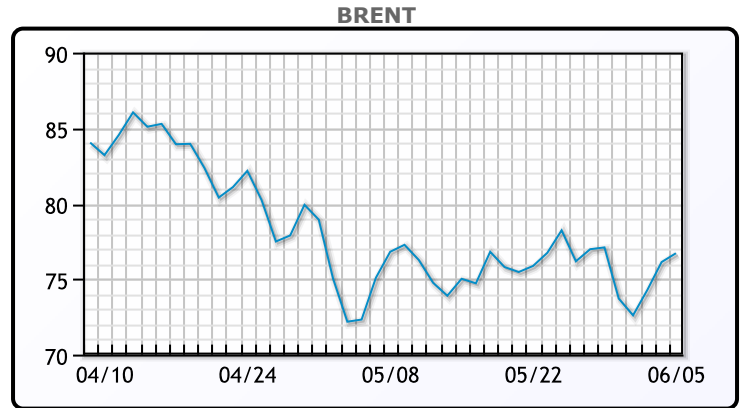
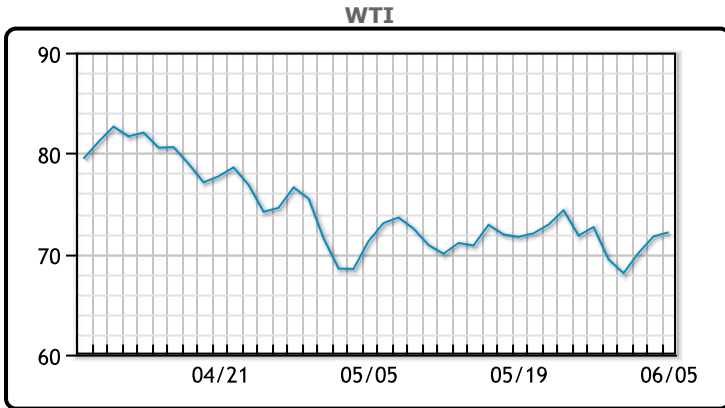
MARKET DAILY

<https://www.pflpetroleum.com>
 1865 Veterans Park Dr. Suite 303
 Naples, Florida 34109
 Phone: 239-390-2885
 Fax: 239-949-0611
 Jun 5, 2023 5:35 PM

Major Energy Futures		
	Settle	Change
Brent	76.71	0.58
Gas Oil	707	13.75
Natural Gas	2.245	0.014
RBOB	252.44	6.45
ULSD	237.75	4.22
WTI	72.15	0.41

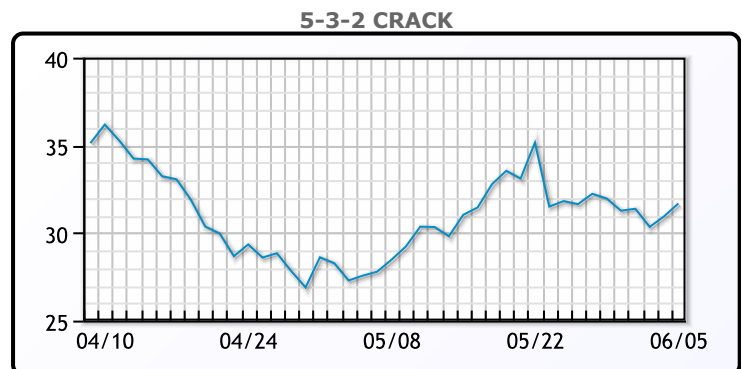
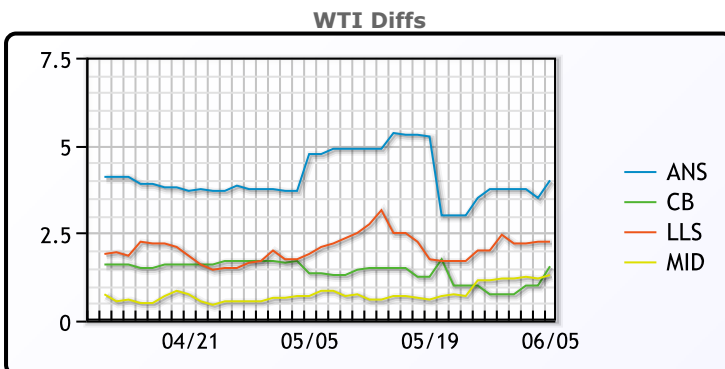
Market Commentary
 Oil prices were higher today after the Saudis announced to production cuts of an additional 1MM/bbls. According to the Saudi Energy minister the kingdom's output is set to fall to 9MM/bpd from 10MM/bpd. Consultancy Rystad Energy said the additional Saudi cut is likely to deepen the market deficit to more than 3 million bpd in July, which could push prices higher in coming weeks. "The market is still trying to assess the impact of what the Saudi production cut actually means," said Phil Flynn, an analyst at Price Futures Group. "Oil seems to be taking the news as very bullish, and it is." WTI traded up \$.41 to close at \$72.15. Brent traded up \$.58 to close \$76.71.

Crude & Product Markets



CRUDE			
	Last	Week Ago	Month Ago
ANS	76.15	76.42	76.24
BLS	73.7	73.42	72.64
LLS	74.4	74.67	73.54
Mid	73.45	73.82	72.19
WTI	72.15	72.67	71.34

PRODUCTS			
	Last	Week Ago	Month Ago
Gulf RBOB	250.94	254.13	232.9
Gulf ULSD	232	230.415	227.595
NYH RBOB	263.44	272.69	241.9
NYH ULSD	238.6	236.305	231.97
USGC 3%	61.625	61.125	57.875



3-2-1 Crack



Gulf 3-2-1 Crack



NGLs

MB

	Last	Week Ago	Month Ago
Butane	55	52.5	72.8
IsoButane	75	80	81
Natural Gasoline	140	144.5	141.9
Propane	59.9	62	70.1

CONWAY

	Last	Week Ago	Month Ago
Butane	67	69	74
IsoButane	78.5	83	79
Natural Gasoline	81.6	159	147.8
Propane	60	60.5	69.3

MB NON

	Last	Week Ago	Month Ago
Butane	70	72.5	77.8
IsoButane	75	80	81
Natural Gasoline	139	146.5	141.9
Propane	59.8	61	69.4

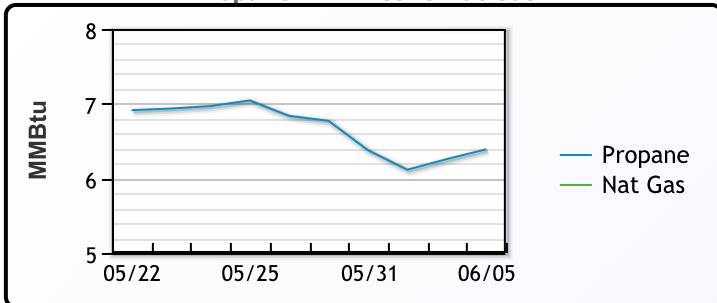
EDMONTON

	Last	Week Ago	Month Ago
Propane	41.5	41.8	52.5

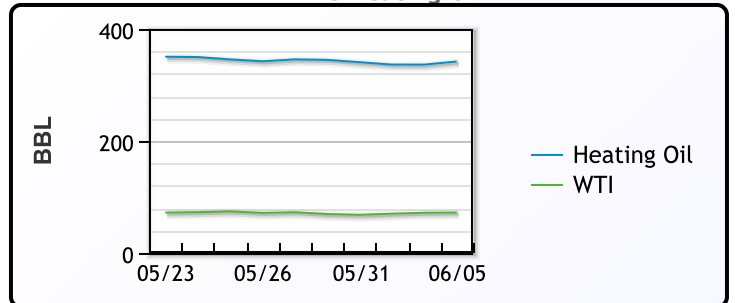
SARNIA

	Last	Week Ago	Month Ago
Propane	71.8	77.8	82.8

Propane MT.B Tet vs Nat Gas



WTI vs Heating Oil



FX

	Last	Change
CAD	1.3442	-0.0003
DXY	104.007	-0.008
Gold	1961.86	0

RATES

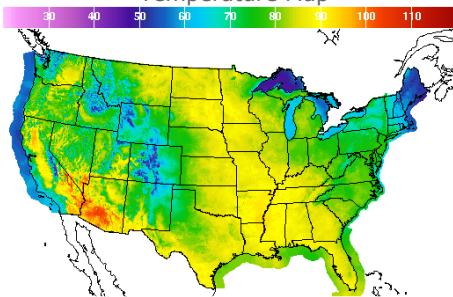
	Last	Change
US 2yr	4.4659	-0.031
US 10yr	3.6831	-0.0076
CAN 10yr	3.262	0.03

EQUITIES

	Last	Change
Nasdaq	13229.43	-11.34
TSX	1197.66	-5.944
S&P 500	4273.79	-8.58

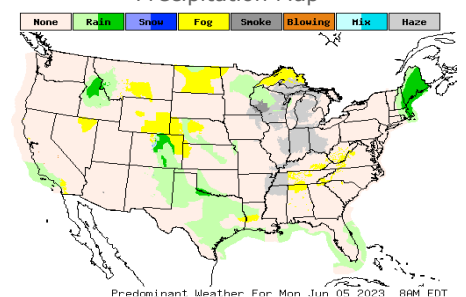
Weather Data

Temperature Map



City	HIGH °F	LOW °F
Calgary	74	54
Conway	84	64
Cushing	87	63
Denver	69	54
Houston	88	70
Mont Belvieu	83	68
Sarnia	76	54
Williston	89	67

Precipitation Map



This report has been prepared by PFL Petroleum Limited personnel for your information only and the views expressed are intended to provide market commentary and are not recommendations. This report is not an offer to sell or a solicitation of any offer to buy any security. The information contained herein has been compiled by PFL from sources believed to be reliable, but no representation or warranty, express or implied, is made by PFL Petroleum Limited, its affiliates or any other person as to its accuracy, completeness or correctness. Copyright 2017 PFL Petroleum Limited. All Rights Reserved