



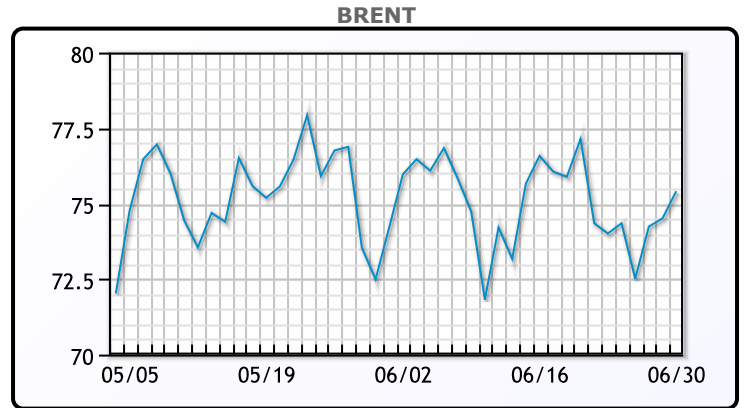
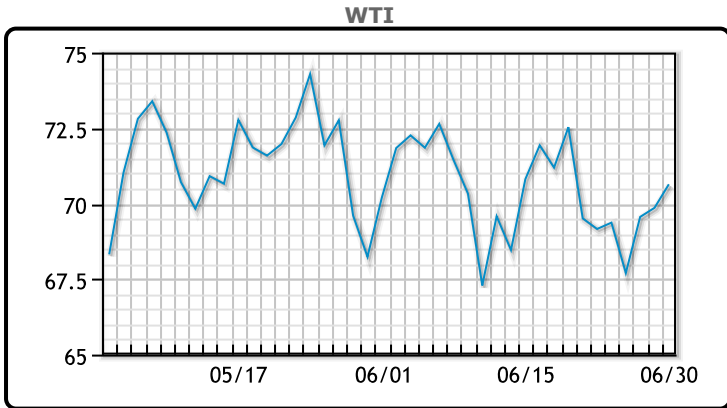
MARKET DAILY

<https://www.pflpetroleum.com>
 1865 Veterans Park Dr. Suite 303
 Naples, Florida 34109
 Phone: 239-390-2885
 Fax: 239-949-0611
 Jun 30, 2023 9:32 PM

Major Energy Futures		
	Settle	Change
Brent	74.90	0.56
Gas Oil	709.25	-8
Natural Gas	2.798	0.033
RBOB	254.49	0.63
ULSD	244.76	1.24
WTI	70.64	0.78

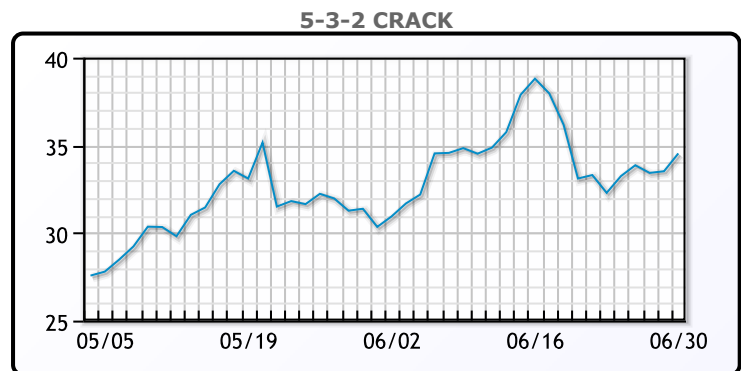
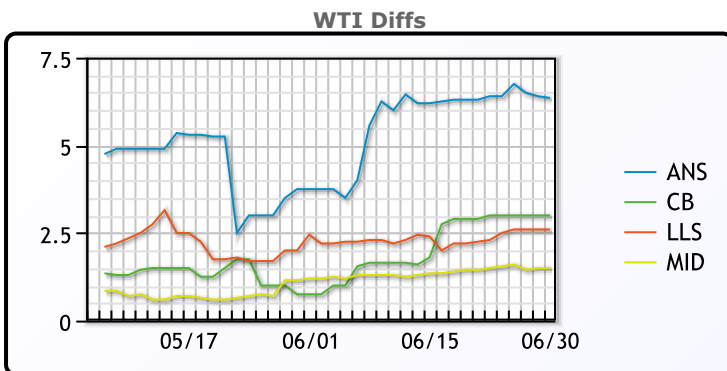
Market Commentary
 Oil prices settled higher today but closed down for the quarter for the 4th quarter in a row. Signs of strengthening U.S. economic activity and sharp declines in U.S. oil inventories last week offered some support. For the day, crude was bolstered by a U.S. Commerce Department report showing annual inflation rising last month at its slowest pace in two years. Signs of moderating inflation "could hold the Federal Reserve off rising interest rates again," said John Kilduff, partner at Again Capital LLC in New York. U.S. energy firms this week cut the number of oil and natural gas rigs operating for a ninth week in a row for the first time since July 2020, energy services firm Baker Hughes said on Friday. WTI traded up \$.78 or 1.1% to close at \$70.64. Brent traded up \$.56 or .8% to close at \$74.90.

Crude & Product Markets

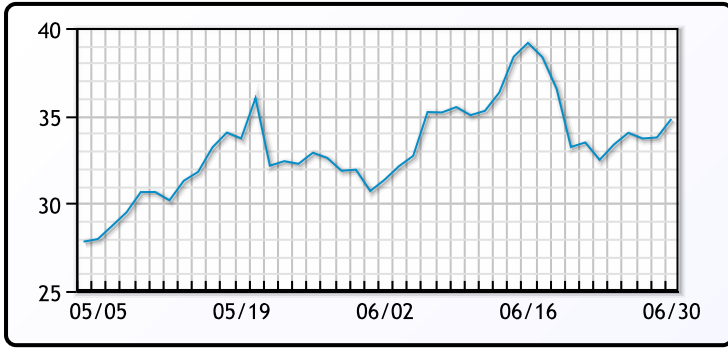


CRUDE	Last	Week Ago	Month Ago
ANS	76.99	75.26	73.21
BLS	73.64	71.86	70.21
LLS	73.24	71.16	71.91
Mid	72.14	70.36	70.66
WTI	70.64	68.86	69.46

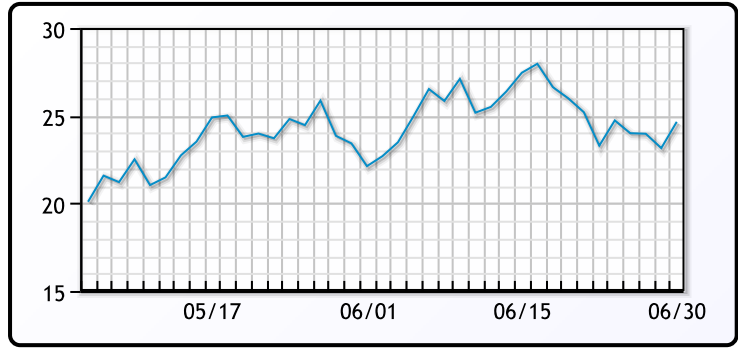
PRODUCTS	Last	Week Ago	Month Ago
Gulf RBOB	249.49	239.285	242.795
Gulf ULSD	237.76	233.165	221.65
NYH RBOB	256.49	255.97	262.09
NYH ULSD	245.76	241.585	228.33
USGC 3%	69.125	63.625	57.875



3-2-1 Crack



Gulf 3-2-1 Crack



NGLs

MB

	Last	Week Ago	Month Ago
Butane	43.5	44.3	48.5
IsoButane	63.8	64.3	76
Natural Gasoline	126.5	124.5	137.5
Propane	54.5	57.5	58.4

CONWAY

	Last	Week Ago	Month Ago
Butane	60.6	60	66
IsoButane	81	77	80
Natural Gasoline	143.3	139.8	157
Propane	51.5	52	55.8

MB NON

	Last	Week Ago	Month Ago
Butane	63.5	64	68.5
IsoButane	72	71	76
Natural Gasoline	125.5	123.3	139.5
Propane	54	56.5	57.4

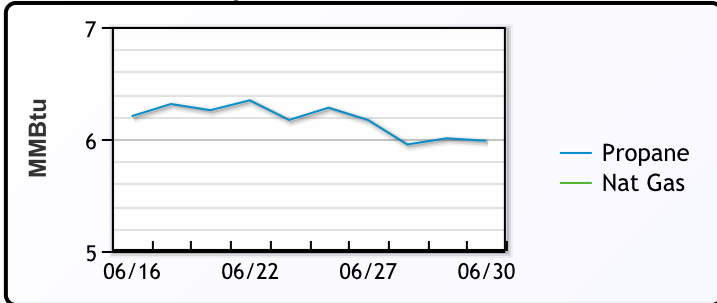
EDMONTON

	Last	Week Ago	Month Ago
Propane	35	35.5	37

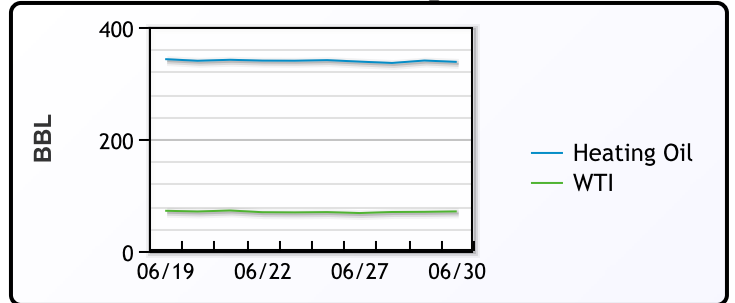
SARNIA

	Last	Week Ago	Month Ago
Propane	69.5	70.5	77.8

Propane MT.B Tet vs Nat Gas



WTI vs Heating Oil



FX

	Last	Change
CAD	1.3242	-0.001
DXY	102.912	-0.43
Gold	1919.35	11.15

RATES

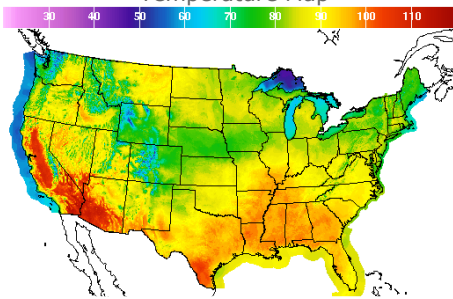
	Last	Change
US 2yr	4.8954	0.0361
US 10yr	3.8367	-0.0016
CAN 10yr	3.269	-0.092

EQUITIES

	Last	Change
Nasdaq	13787.92	196.59
TSX	1214.503	14.567
S&P 500	4450.38	53.94

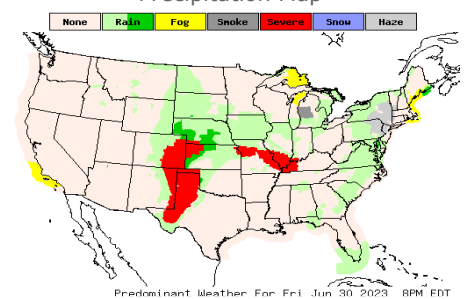
Weather Data

Temperature Map



City	HIGH °F	LOW °F
Calgary	81	57
Conway	79	58
Cushing	98	76
Denver	73	57
Houston	102	81
Mont Belvieu	95	79
Sarnia	82	62
Williston	87	61

Precipitation Map



This report has been prepared by PFL Petroleum Limited personnel for your information only and the views expressed are intended to provide market commentary and are not recommendations. This report is not an offer to sell or a solicitation of any offer to buy any security. The information contained herein has been compiled by PFL from sources believed to be reliable, but no representation or warranty, express or implied, is made by PFL Petroleum Limited, its affiliates or any other person as to its accuracy, completeness or correctness. Copyright 2017 PFL Petroleum Limited. All Rights Reserved