



MARKET DAILY

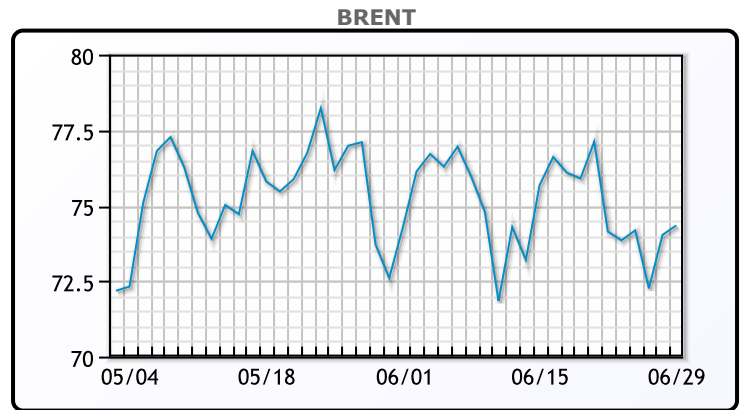
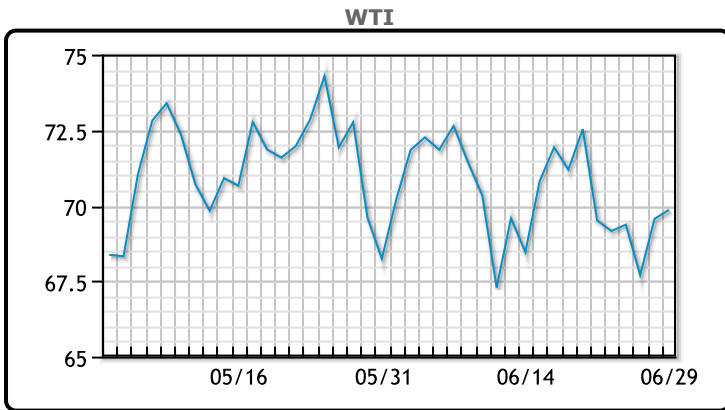
<https://www.pflpetroleum.com>
 1865 Veterans Park Dr. Suite 303
 Naples, Florida 34109
 Phone: 239-390-2885
 Fax: 239-949-0611
 Jun 29, 2023 7:23 PM

Major Energy Futures		
	Settle	Change
Brent	74.34	0.31
Gas Oil	696	-6.25
Natural Gas	2.701	0.033
RBOB	261.77	8.66
ULSD	241.56	0.77
WTI	69.86	0.3

Market Commentary

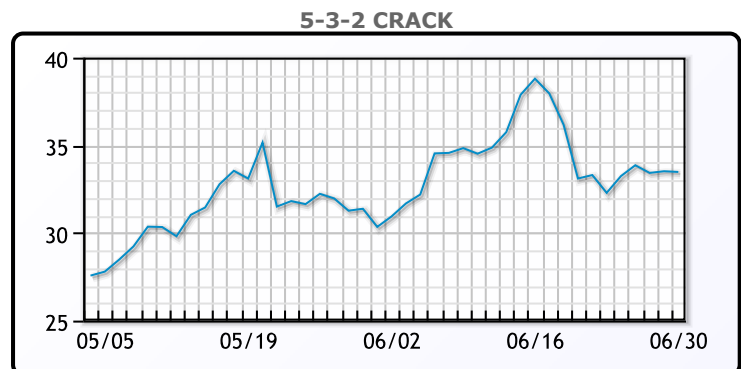
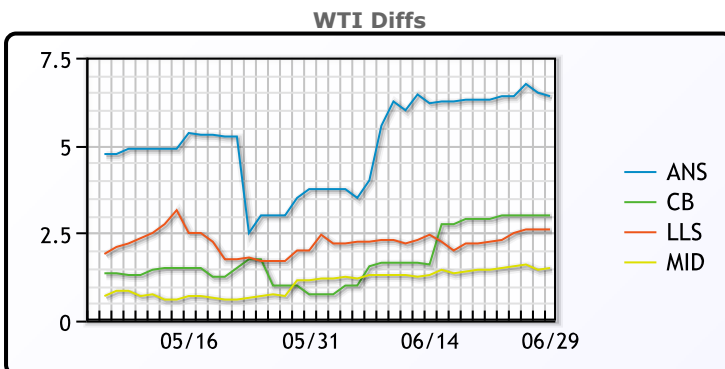
Oil prices settled higher on Thursday after flip flopping during the session, supported by a bigger draw than expected in U.S. crude inventories but pressured by fears that rising interest rates that could dent global economic growth. U.S. WTI crude futures rose 30 cents per barrel to close at \$69.86 per barrel. Brent crude futures rose 31 cents per barrel, closing at US\$74.34/bbl. Inventory numbers came in today - U.S. commercial crude oil inventories (excluding those in the Strategic Petroleum Reserve) decreased by 9.6 million barrels' week over week. At 453.7 million barrels, U.S. crude oil inventories are 1% below the five-year average for this time of year. Gasoline, Distillates and propane all had builds - Other than propane we are below all 5 year averages.

Crude & Product Markets

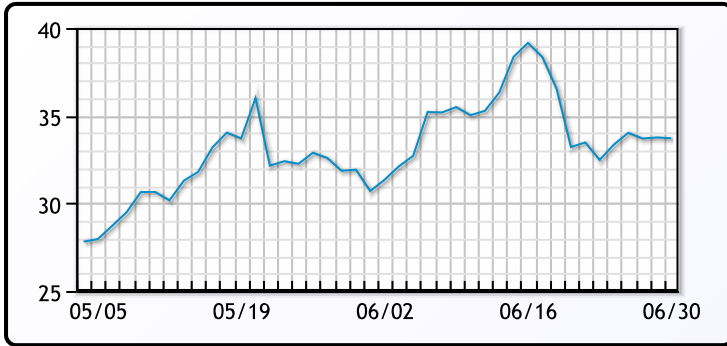


CRUDE	Last	Week Ago	Month Ago
ANS	76.26	75.51	76.42
BLS	72.86	72.11	73.42
LLS	72.46	71.46	74.67
Mid	71.36	70.66	73.82
WTI	69.86	69.21	72.67

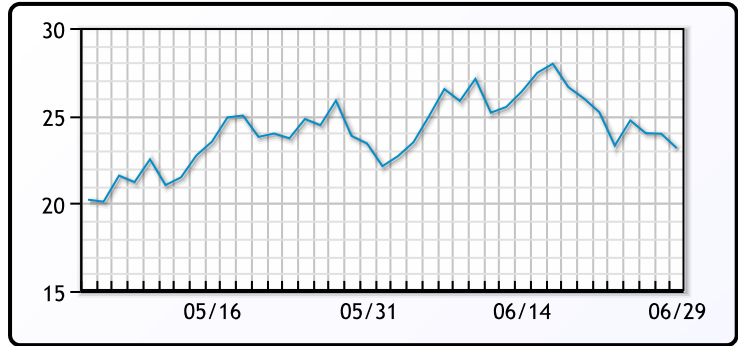
PRODUCTS	Last	Week Ago	Month Ago
Gulf RBOB	246.59	245.15	254.13
Gulf ULSD	234.445	237.85	230.415
NYH RBOB	264.73	259.01	272.69
NYH ULSD	242.2	248.55	236.305
USGC 3%	68.125	64.125	61.125



3-2-1 Crack



Gulf 3-2-1 Crack



NGLs

MB

	Last	Week Ago	Month Ago
Butane	43.5	43.3	52.5
IsoButane	73.5	63.5	80
Natural Gasoline	123.3	127.4	144.5
Propane	54.8	56.5	62

CONWAY

	Last	Week Ago	Month Ago
Butane	59.8	60.3	69
IsoButane	77.5	77	83
Natural Gasoline	141	141.5	159
Propane	52	53.8	60.5

MB NON

	Last	Week Ago	Month Ago
Butane	63.3	63.5	72.5
IsoButane	71.8	71.3	80
Natural Gasoline	123.3	125.8	146.5
Propane	54	55.3	61

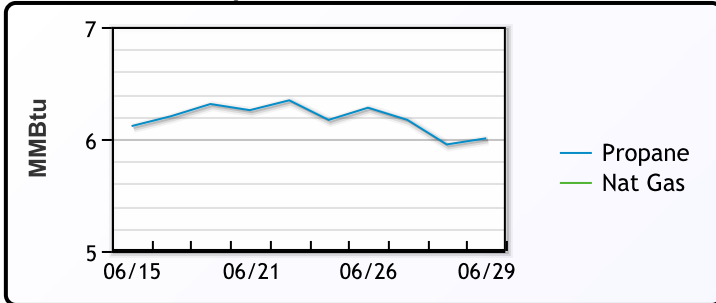
EDMONTON

	Last	Week Ago	Month Ago
Propane	35.5	37.3	41.8

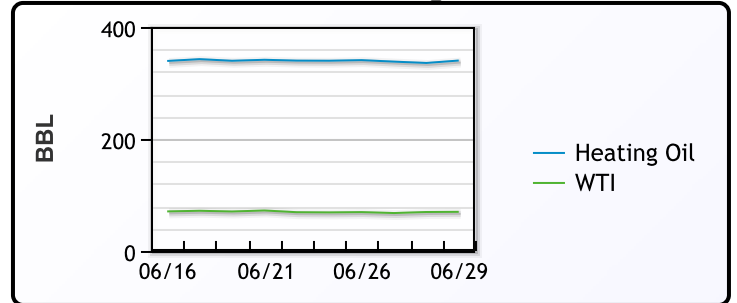
SARNIA

	Last	Week Ago	Month Ago
Propane	69.5	73	77.8

Propane MT.B Tet vs Nat Gas



WTI vs Heating Oil



FX

	Last	Change
CAD	1.325	-0.0002
DXY	103.342	0.437
Gold	1908.69	0.49

RATES

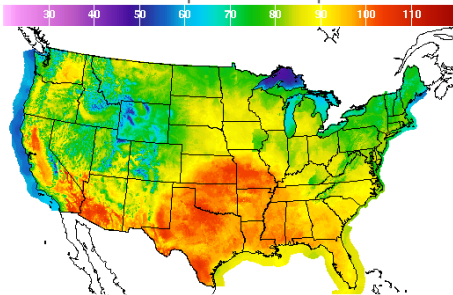
	Last	Change
US 2yr	4.8593	0.1495
US 10yr	3.8383	0.1305
CAN 10yr	3.361	0.14

EQUITIES

	Last	Change
Nasdaq	13591.33	-0.42
TSX	1199.936	5.437
S&P 500	4396.44	19.58

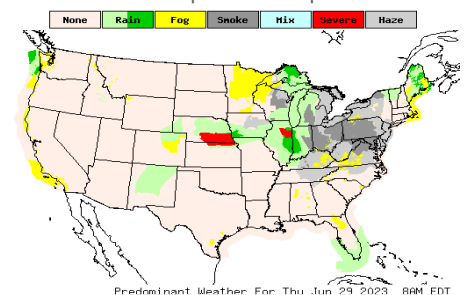
Weather Data

Temperature Map



City	HIGH °F	LOW °F
Calgary	82	54
Conway	75	57
Cushing	103	75
Denver	81	61
Houston	102	80
Mont Belvieu	95	78
Sarnia	77	56
Williston	82	58

Precipitation Map



This report has been prepared by PFL Petroleum Limited personnel for your information only and the views expressed are intended to provide market commentary and are not recommendations. This report is not an offer to sell or a solicitation of any offer to buy any security. The information contained herein has been compiled by PFL from sources believed to be reliable, but no representation or warranty, express or implied, is made by PFL Petroleum Limited, its affiliates or any other person as to its accuracy, completeness or correctness. Copyright 2017 PFL Petroleum Limited. All Rights Reserved