



MARKET DAILY

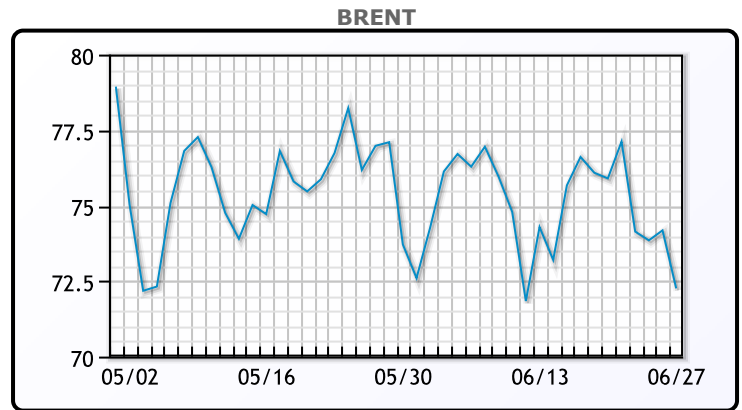
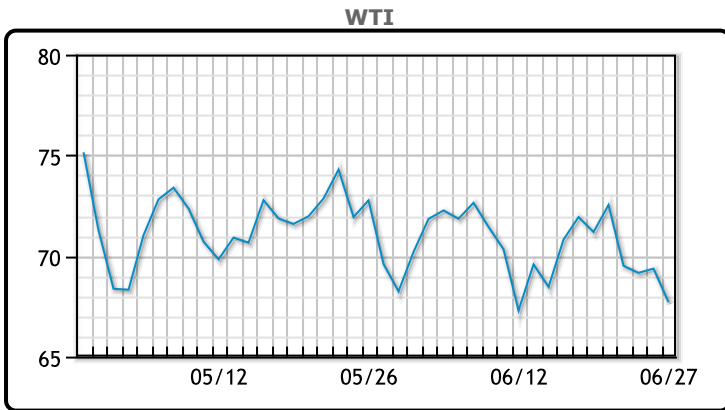
<https://www.pflpetroleum.com>
 1865 Veterans Park Dr. Suite 303
 Naples, Florida 34109
 Phone: 239-390-2885
 Fax: 239-949-0611
 Jun 27, 2023 8:56 PM

Major Energy Futures		
	Settle	Change
Brent	72.26	-1.92
Gas Oil	710.25	3.25
Natural Gas	2.763	-0.028
RBOB	251.68	-2.07
ULSD	239.9	-3.98
WTI	67.70	-1.67

Market Commentary

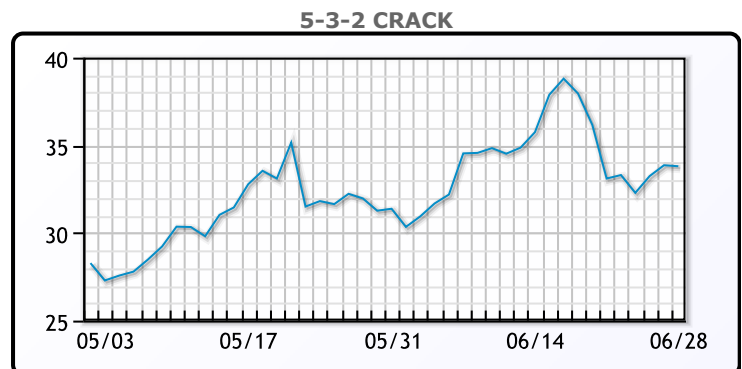
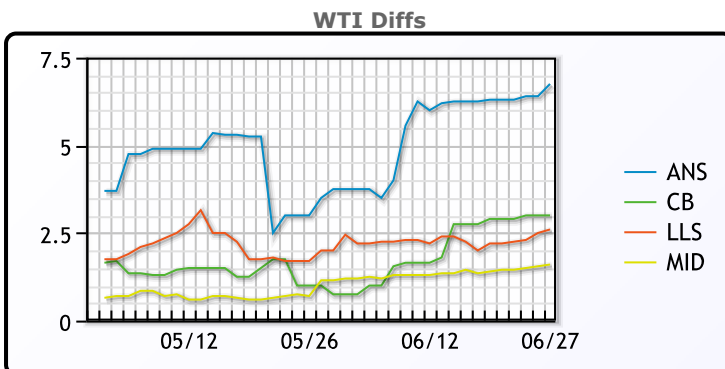
Oil prices were lower today on nerves about central bank monetary policy. The market is afraid that central banks are not done hiking rates yet. Both contracts are trading broadly within a \$10 range traced since early May. Oanda analyst Craig Erlam said prices were mainly at the mercy of "the ever-changing expectations for interest rates." "Despite concerns for the slowing economy in Europe, they are going to put the pedal to the metal with interest rates and that puts pressure to the downside," said Phil Flynn, an analyst at Price Futures Group. In the United States, U.S. consumer confidence increased in June to the highest level in nearly 1-1/2 years amid renewed labor market optimism. WTI traded down \$1.67 or -2.4% to close at \$67.70. Brent traded down \$1.92 or -2.6% to close at \$72.26

Crude & Product Markets



CRUDE			
	Last	Week Ago	Month Ago
ANS	74.45	76.8	76.42
BLS	70.7	73.4	73.42
LLS	70.3	72.7	74.67
Mid	69.3	71.9	73.82
WTI	67.7	70.5	72.67

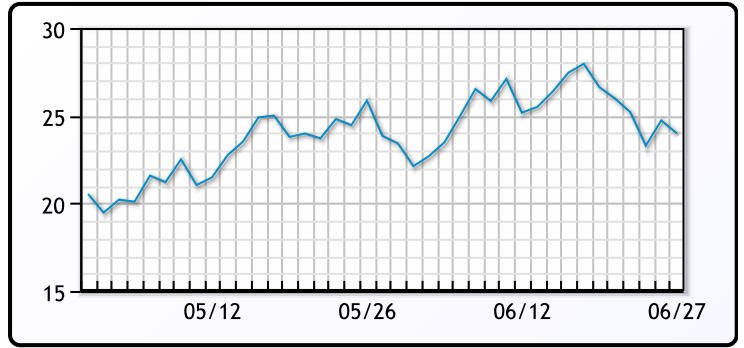
PRODUCTS			
	Last	Week Ago	Month Ago
Gulf RBOB	238.46	255.97	254.13
Gulf ULSD	231.96	241.165	230.415
NYH RBOB	255.18	266.42	272.69
NYH ULSD	239.9	250.29	236.305
USGC 3%	63.875	65.875	61.125



3-2-1 Crack



Gulf 3-2-1 Crack



NGLs

MB

	Last	Week Ago	Month Ago
Butane	42	40	52.5
IsoButane	71	70.8	80
Natural Gasoline	119	132.5	144.5
Propane	54.5	57.3	62

CONWAY

	Last	Week Ago	Month Ago
Butane	59	60.9	69
IsoButane	77	73	83
Natural Gasoline	138.8	138	159
Propane	51.5	55	60.5

MB NON

	Last	Week Ago	Month Ago
Butane	62	65	72.5
IsoButane	71	70.8	80
Natural Gasoline	118.8	132.5	146.5
Propane	54	56.5	61

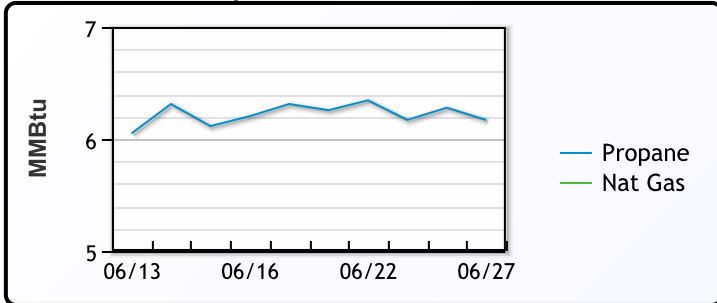
EDMONTON

	Last	Week Ago	Month Ago
Propane	35.3	37.5	41.8

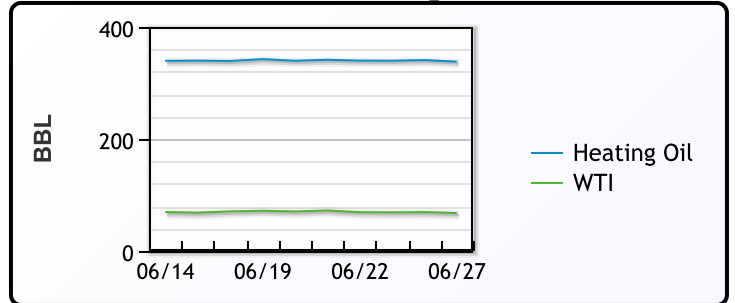
SARNIA

	Last	Week Ago	Month Ago
Propane	73	73	77.8

Propane MT.B Tet vs Nat Gas



WTI vs Heating Oil



FX

	Last	Change
CAD	1.3203	0.0011
DXY	102.523	0.031
Gold	1915.8	2.11

RATES

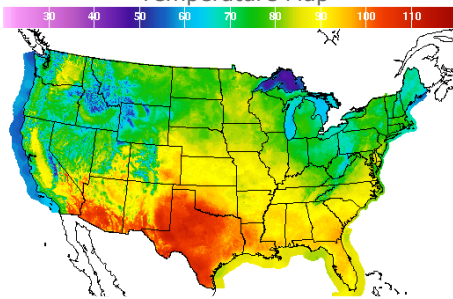
	Last	Change
US 2yr	4.7492	-0.0062
US 10yr	3.7562	-0.0077
CAN 10yr	3.317	0.008

EQUITIES

	Last	Change
Nasdaq	13555.67	219.89
TSX	1189.295	8.541
S&P 500	4378.41	49.59

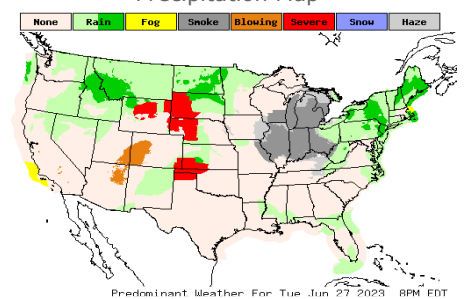
Weather Data

Temperature Map



City	HIGH °F	LOW °F
Calgary	77	53
Conway	79	59
Cushing	88	65
Denver	93	68
Houston	103	80
Mont Belvieu	96	79
Sarnia	66	60
Williston	80	58

Precipitation Map



This report has been prepared by PFL Petroleum Limited personnel for your information only and the views expressed are intended to provide market commentary and are not recommendations. This report is not an offer to sell or a solicitation of any offer to buy any security. The information contained herein has been compiled by PFL from sources believed to be reliable, but no representation or warranty, express or implied, is made by PFL Petroleum Limited, its affiliates or any other person as to its accuracy, completeness or correctness. Copyright 2017 PFL Petroleum Limited. All Rights Reserved