



MARKET DAILY

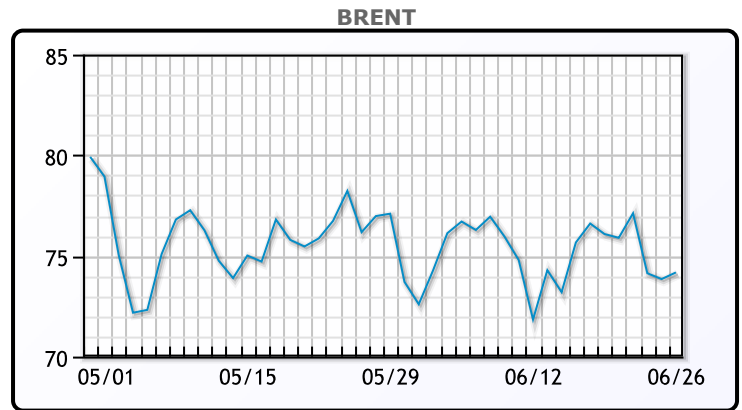
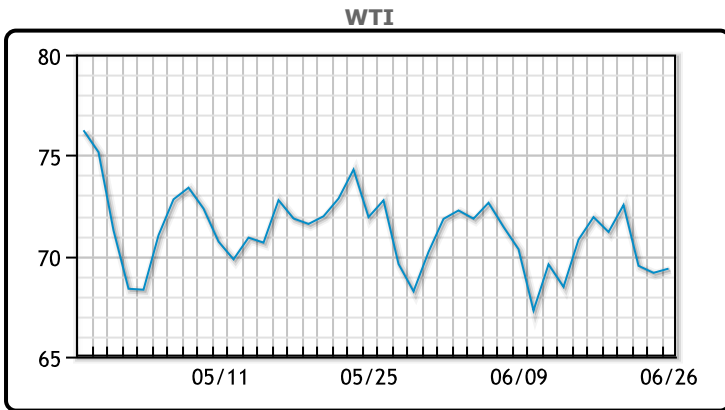
<https://www.pflpetroleum.com>
 1865 Veterans Park Dr. Suite 303
 Naples, Florida 34109
 Phone: 239-390-2885
 Fax: 239-949-0611
 Jun 26, 2023 7:36 PM

Major Energy Futures		
	Settle	Change
Brent	74.18	0.33
Gas Oil	707	-10.75
Natural Gas	2.791	0.062
RBOB	253.75	2.03
ULSD	243.88	3.17
WTI	69.37	0.21

Market Commentary

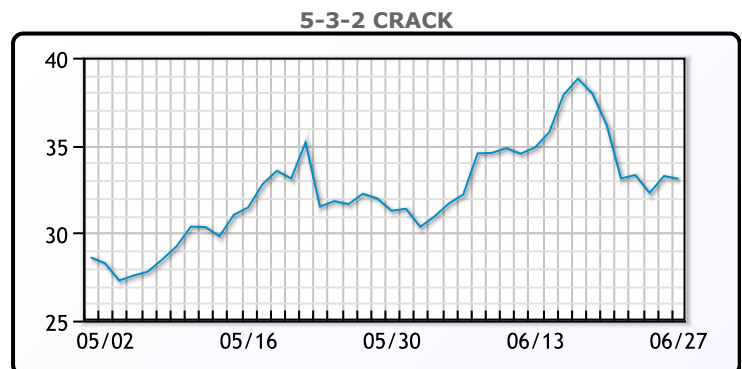
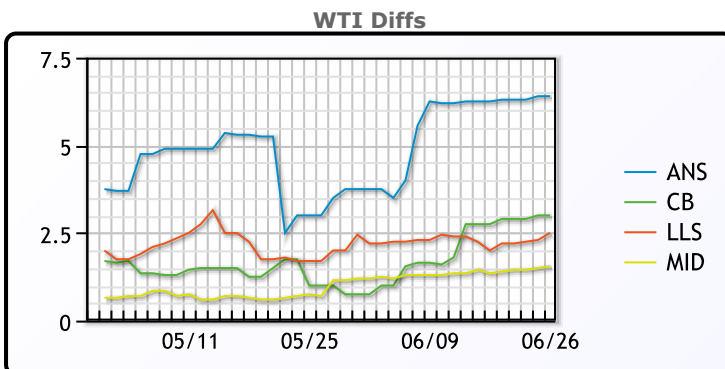
Oil prices rose today in a choppy trading session as investors balanced concerns about global demand growth and potential supply disruptions from political instability in Russia. Price Futures Group analyst Phil Flynn warned that Russian political instability could worsen supply shortages in the months ahead due to Saudi Arabia's pledge to cut output from July, a risk of lower U.S. production and an imminent end to U.S. strategic reserve releases. "The reality is (the Russian turmoil) is another risk against complacency in a market that has been counting on a future drop in demand to meet what will be a big drop in supply," Flynn said. WTI traded up \$.21 or .3% to close at \$69.37. Brent traded up \$.33 or .5% to close at \$74.18.

Crude & Product Markets

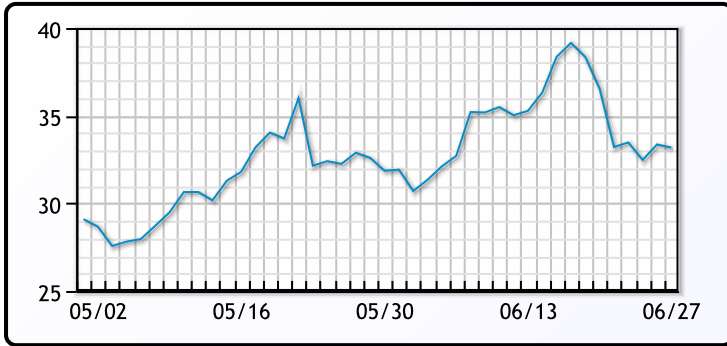


CRUDE			
	Last	Week Ago	Month Ago
ANS	75.77	78.03	76.42
BLS	72.37	74.53	73.42
LLS	71.87	73.78	74.67
Mid	70.92	73.13	73.82
WTI	69.37	71.78	72.67

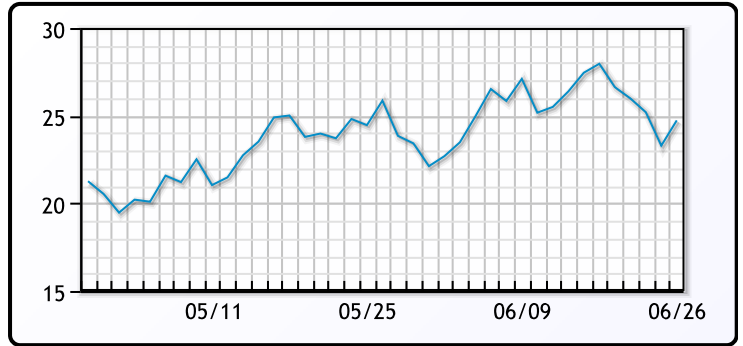
PRODUCTS			
	Last	Week Ago	Month Ago
Gulf RBOB	241.23	264.55	254.13
Gulf ULSD	237.52	248.39	230.415
NYH RBOB	256.5	275.3	272.69
NYH ULSD	244.63	256.765	236.305
USGC 3%	64.625	68.125	61.125



3-2-1 Crack



Gulf 3-2-1 Crack



NGLs

MB

	Last	Week Ago	Month Ago
Butane	43.5	40.8	52.5
IsoButane	72	71.3	80
Natural Gasoline	121.5	134	144.5
Propane	56.5	57.8	62

CONWAY

	Last	Week Ago	Month Ago
Butane	59.3	62.8	69
IsoButane	79	73	83
Natural Gasoline	142	140	159
Propane	54	56.4	60.5

MB NON

	Last	Week Ago	Month Ago
Butane	63.3	65.7	72.5
IsoButane	73.5	71.3	80
Natural Gasoline	121.3	134	146.5
Propane	56	57.1	61

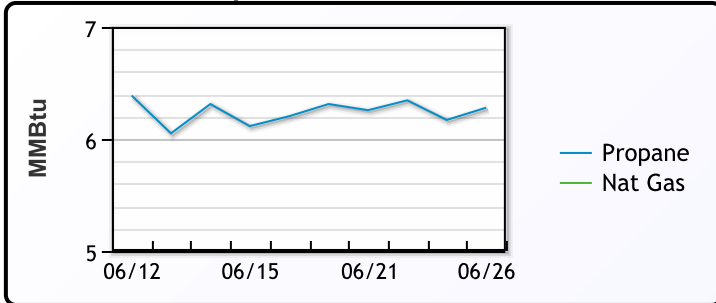
EDMONTON

	Last	Week Ago	Month Ago
Propane	37.5	38.4	41.8

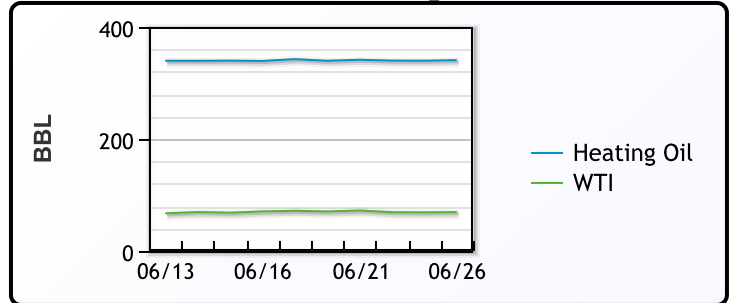
SARNIA

	Last	Week Ago	Month Ago
Propane	73	71.8	77.8

Propane MT.B Tet vs Nat Gas



WTI vs Heating Oil



FX

	Last	Change
CAD	1.3151	-0.0004
DXY	102.692	-0.211
Gold	1921.37	-1.89

RATES

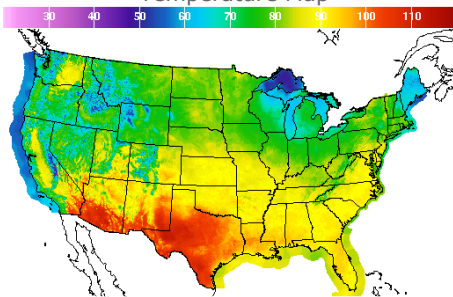
	Last	Change
US 2yr	4.744	0.0028
US 10yr	3.7212	-0.0135
CAN 10yr	3.309	-0.047

EQUITIES

	Last	Change
Nasdaq	13335.78	-156.74
TSX	1180.754	10.683
S&P 500	4328.82	-19.51

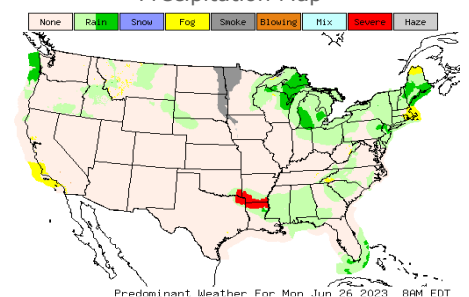
Weather Data

Temperature Map



City	HIGH °F	LOW °F
Calgary	75	49
Conway	78	58
Cushing	91	67
Denver	87	61
Houston	103	80
Mont Belvieu	97	79
Sarnia	74	61
Williston	82	60

Precipitation Map



This report has been prepared by PFL Petroleum Limited personnel for your information only and the views expressed are intended to provide market commentary and are not recommendations. This report is not an offer to sell or a solicitation of any offer to buy any security. The information contained herein has been compiled by PFL from sources believed to be reliable, but no representation or warranty, express or implied, is made by PFL Petroleum Limited, its affiliates or any other person as to its accuracy, completeness or correctness. Copyright 2017 PFL Petroleum Limited. All Rights Reserved