



MARKET DAILY

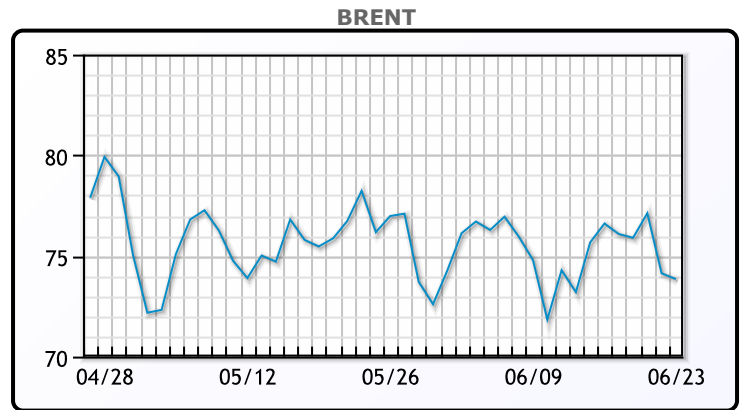
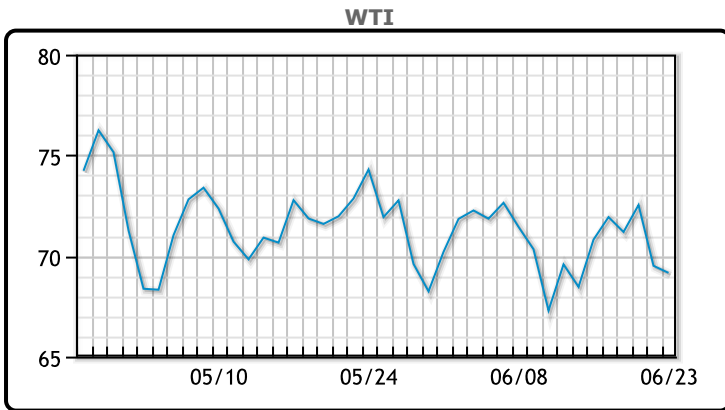
<https://www.pflpetroleum.com>
 1865 Veterans Park Dr. Suite 303
 Naples, Florida 34109
 Phone: 239-390-2885
 Fax: 239-949-0611
 Jun 23, 2023 8:15 PM

Major Energy Futures		
	Settle	Change
Brent	73.85	-0.29
Gas Oil	701.25	-24.5
Natural Gas	2.729	0.011
RBOB	251.72	-7.4
ULSD	240.71	-9.87
WTI	69.16	-0.35

Market Commentary

Oil prices were lower again today closing down week over week as the market worried about interest rate hikes and their effect on the global economy. "There seems to be a growing 'risk back off' type of trade now in crude, triggered by the interest rate rises in the EU and disappointing stimulus numbers out of China," said Dennis Kissler, senior vice president of trading at BOK Financial. U.S. business activity also fell to a three-month low in June as services growth eased for the first time this year and the contraction in the manufacturing sector deepened, survey data showed. WTI traded down 0.35 or -0.5% to close at \$69.16. Brent traded down \$0.29 or -0.4% to close at \$73.85.

Crude & Product Markets

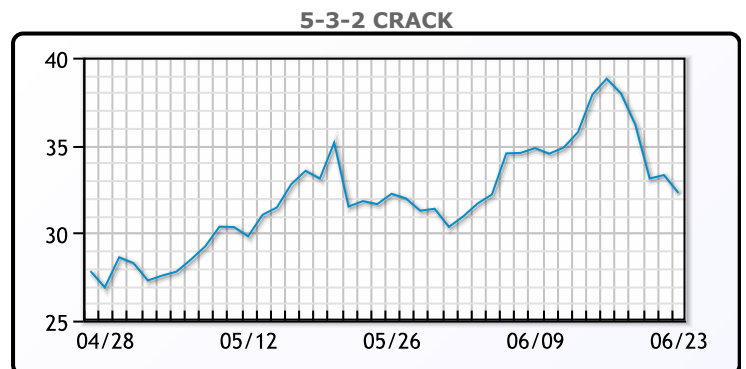
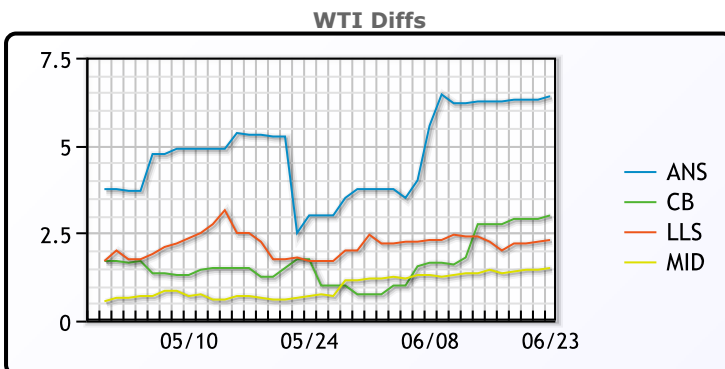


CRUDE

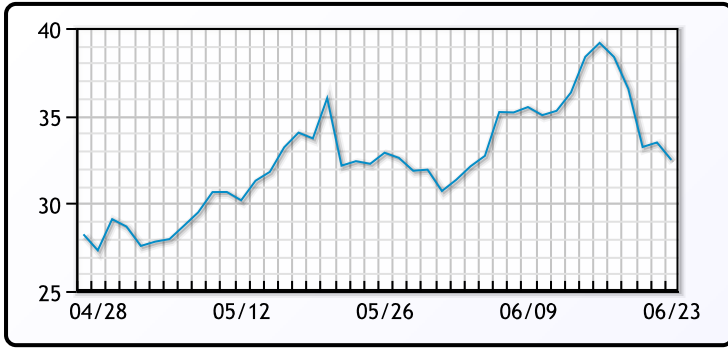
	Last	Week Ago	Month Ago
ANS	75.26	78.03	75.79
BLS	71.86	74.53	73.79
LLS	71.16	73.78	74.49
Mid	70.36	73.13	73.54
WTI	68.86	71.78	72.79

PRODUCTS

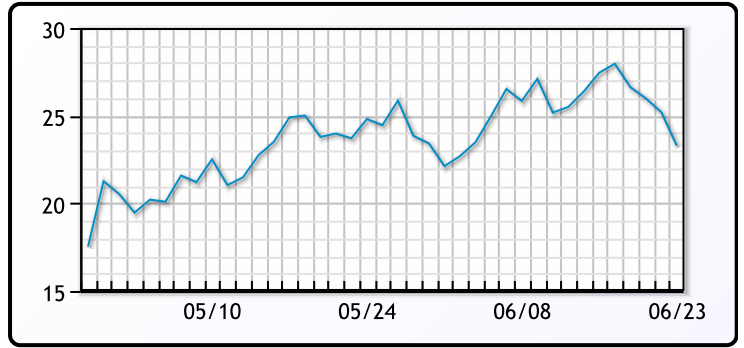
	Last	Week Ago	Month Ago
Gulf RBOB	239.285	264.55	251.25
Gulf ULSD	233.165	248.39	230.545
NYH RBOB	255.97	275.3	275.22
NYH ULSD	241.585	256.765	236.295
USGC 3%	63.625	68.125	60.125



3-2-1 Crack



Gulf 3-2-1 Crack



NGLs

MB

	Last	Week Ago	Month Ago
Butane	44.3	40.8	59.5
IsoButane	64.3	71.3	80.9
Natural Gasoline	124.5	134	146.8
Propane	57.5	57.8	63.8

CONWAY

	Last	Week Ago	Month Ago
Butane	60	62.8	71.5
IsoButane	77	73	82
Natural Gasoline	139.8	140	159
Propane	52	56.4	62.8

MB NON

	Last	Week Ago	Month Ago
Butane	64	65.7	74.5
IsoButane	71	71.3	80.9
Natural Gasoline	123.3	134	152.8
Propane	56.5	57.1	63.8

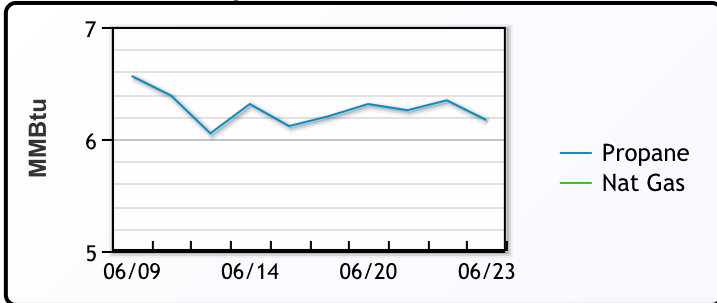
EDMONTON

	Last	Week Ago	Month Ago
Propane	35.5	38.4	46.8

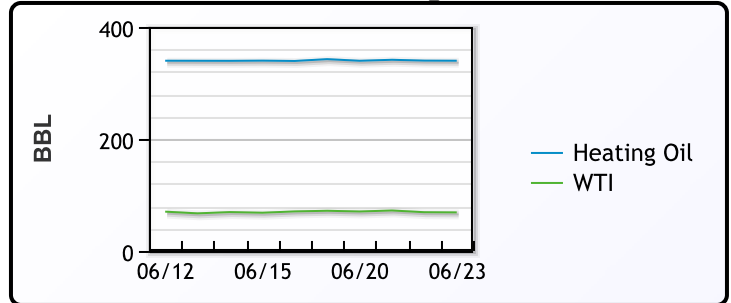
SARNIA

	Last	Week Ago	Month Ago
Propane	70.5	71.8	79.8

Propane MT.B Tet vs Nat Gas



WTI vs Heating Oil



FX

	Last	Change
CAD	1.3183	0.0032
DXY	102.903	0.517
Gold	1921.2	7.19

RATES

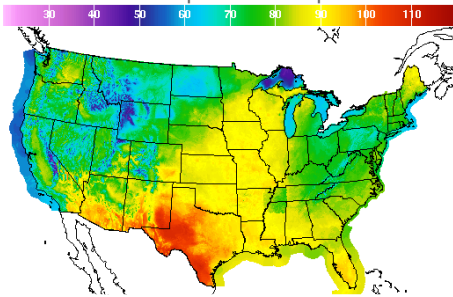
	Last	Change
US 2yr	4.7412	-0.0497
US 10yr	3.7347	-0.0599
CAN 10yr	3.356	-0.097

EQUITIES

	Last	Change
Nasdaq	13492.52	-138.09
TSX	1170.071	-9.436
S&P 500	4348.33	-33.56

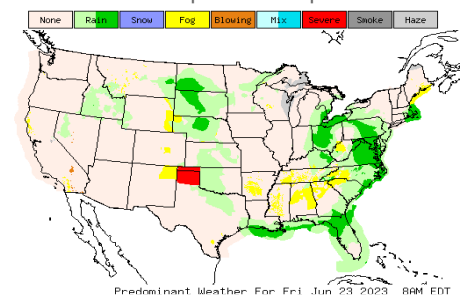
Weather Data

Temperature Map



City	HIGH °F	LOW °F
Calgary	69	45
Conway	73	54
Cushing	88	70
Denver	81	59
Houston	101	82
Mont Belvieu	94	79
Sarnia	66	62
Williston	72	55

Precipitation Map



This report has been prepared by PFL Petroleum Limited personnel for your information only and the views expressed are intended to provide market commentary and are not recommendations. This report is not an offer to sell or a solicitation of any offer to buy any security. The information contained herein has been compiled by PFL from sources believed to be reliable, but no representation or warranty, express or implied, is made by PFL Petroleum Limited, its affiliates or any other person as to its accuracy, completeness or correctness. Copyright 2017 PFL Petroleum Limited. All Rights Reserved