



MARKET DAILY

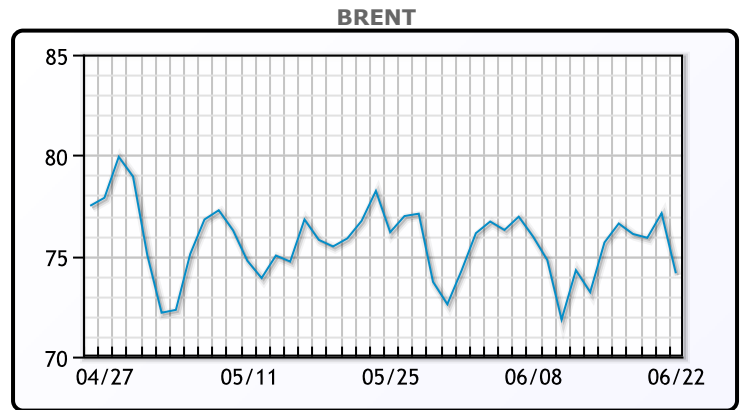
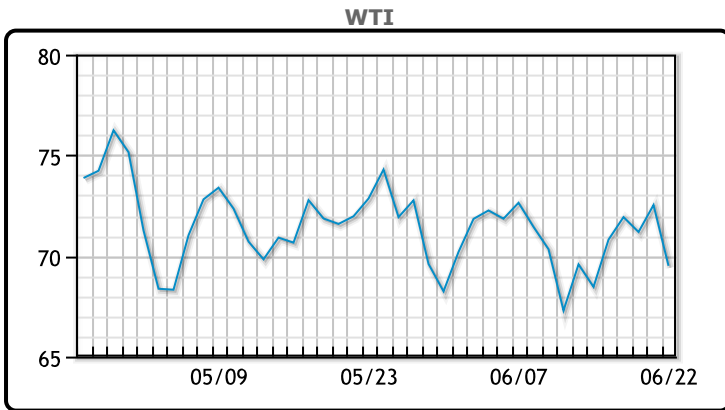
<https://www.pflpetroleum.com>
 1865 Veterans Park Dr. Suite 303
 Naples, Florida 34109
 Phone: 239-390-2885
 Fax: 239-949-0611
 Jun 22, 2023 7:52 PM

Major Energy Futures		
	Settle	Change
Brent	74.14	-2.98
Gas Oil	712	25
Natural Gas	2.608	0.011
RBOB	255.01	-7.4
ULSD	246.55	-9.87
WTI	69.51	-3.02

Market Commentary

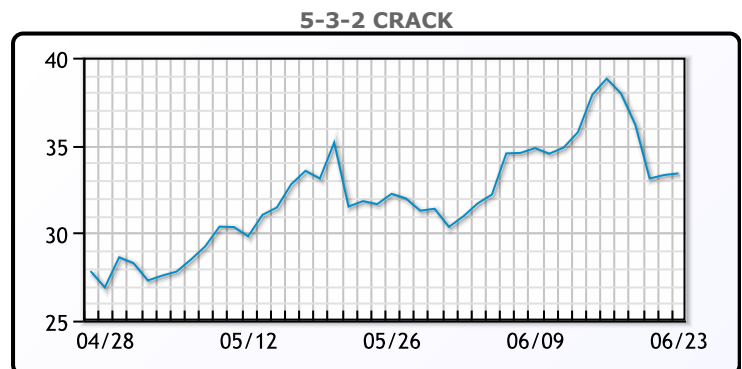
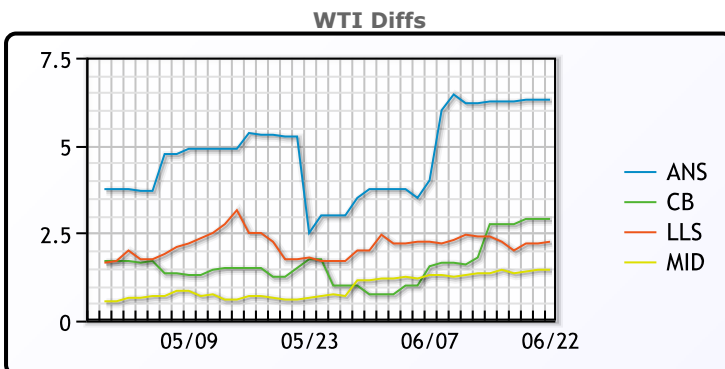
Oil prices sank again today, falling almost 4% as a bigger than expected Bank of England rate hike worried markets. Fed Chair Jerome Powell said that two more rate hikes of 25bps in the US before the end of the year was "a pretty good guess". "We're locked in a trading range but prices are held back by the concerns about the economy, the larger economy," said Phil Flynn, an analyst at Price Futures Group. Crude oil inventories fell by 3.8MM/bbls, vs a forecasted rise of 300K/bbls. Gasoline inventories rose by 480K/bbls, versus a 100K/bbl forecasted rise. Distillate stocks rose by 430K/bbls, better than the expected rise of 700K/bbls. WTI traded down \$3.02 or 4.2% to close at \$69.51. Brent traded down \$2.98 or -3.9% to close at \$74.14.

Crude & Product Markets

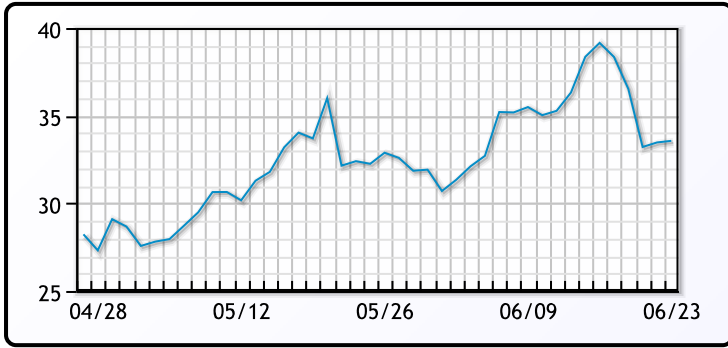


CRUDE			
	Last	Week Ago	Month Ago
ANS	75.51	76.87	74.99
BLS	72.11	73.37	73.74
LLS	71.46	72.87	73.69
Mid	70.66	72.07	72.69
WTI	69.21	70.62	71.99

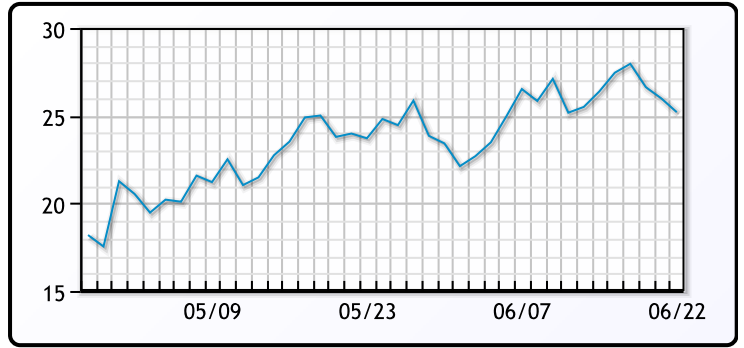
PRODUCTS			
	Last	Week Ago	Month Ago
Gulf RBOB	245.15	258.295	248.64
Gulf ULSD	237.85	241.96	231.39
NYH RBOB	259.01	271.92	273.765
NYH ULSD	248.55	249.435	236.89
USGC 3%	64.125	67.625	61.125



3-2-1 Crack



Gulf 3-2-1 Crack



NGLs

MB

	Last	Week Ago	Month Ago
Butane	43.3	39.4	59.5
IsoButane	63.5	71.4	81
Natural Gasoline	127.4	133.8	147.8
Propane	56.5	56.8	63.5

CONWAY

	Last	Week Ago	Month Ago
Butane	60.3	61.1	69
IsoButane	77	84	80
Natural Gasoline	141.5	134	158
Propane	53.8	55.3	62.8

MB NON

	Last	Week Ago	Month Ago
Butane	63.5	64.4	74.5
IsoButane	71.3	71.4	81
Natural Gasoline	125.8	133.8	148.8
Propane	55.3	56	62.8

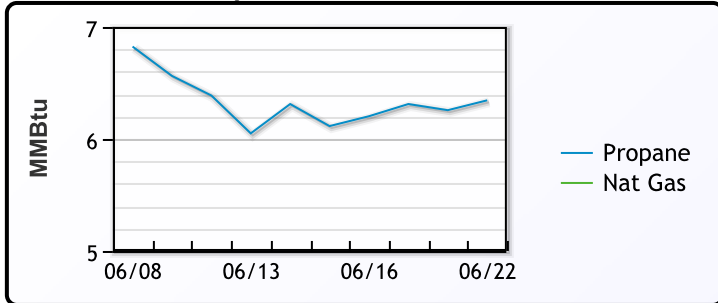
EDMONTON

	Last	Week Ago	Month Ago
Propane	37.3	37.3	46.3

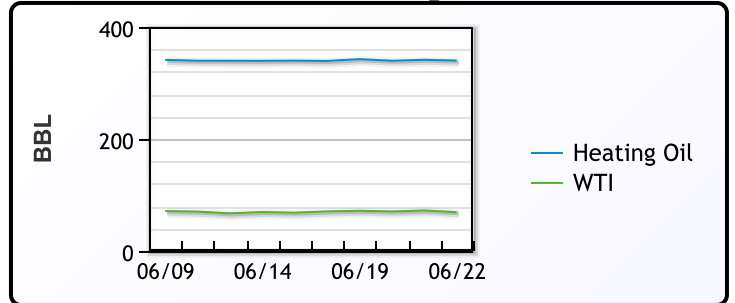
SARNIA

	Last	Week Ago	Month Ago
Propane	73	73	79.8

Propane MT.B Tet vs Nat Gas



WTI vs Heating Oil



FX

	Last	Change
CAD	1.3146	-0.0005
DXY	102.386	0.315
Gold	1914.83	0.82

RATES

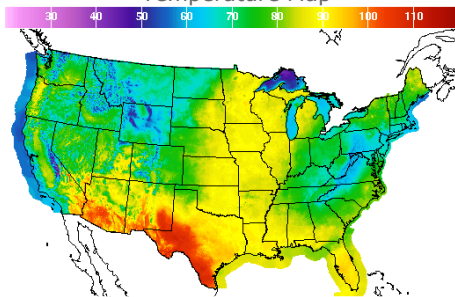
	Last	Change
US 2yr	4.7909	0.0757
US 10yr	3.7946	0.0757
CAN 10yr	3.453	0.067

EQUITIES

	Last	Change
Nasdaq	13630.61	128.41
TSX	1179.507	-6.288
S&P 500	4381.89	16.2

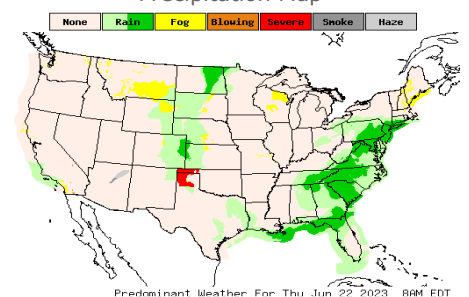
Weather Data

Temperature Map



City	HIGH °F	LOW °F
Calgary	67	40
Conway	68	58
Cushing	89	68
Denver	81	58
Houston	103	81
Mont Belvieu	95	77
Sarnia	74	59
Williston	72	54

Precipitation Map



This report has been prepared by PFL Petroleum Limited personnel for your information only and the views expressed are intended to provide market commentary and are not recommendations. This report is not an offer to sell or a solicitation of any offer to buy any security. The information contained herein has been compiled by PFL from sources believed to be reliable, but no representation or warranty, express or implied, is made by PFL Petroleum Limited, its affiliates or any other person as to its accuracy, completeness or correctness. Copyright 2017 PFL Petroleum Limited. All Rights Reserved