



# MARKET DAILY

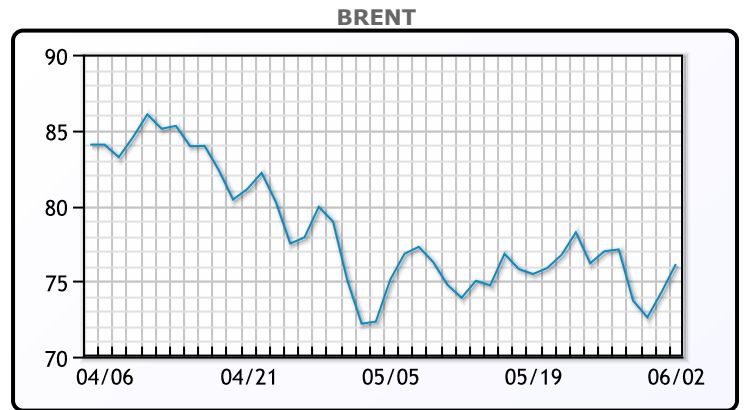
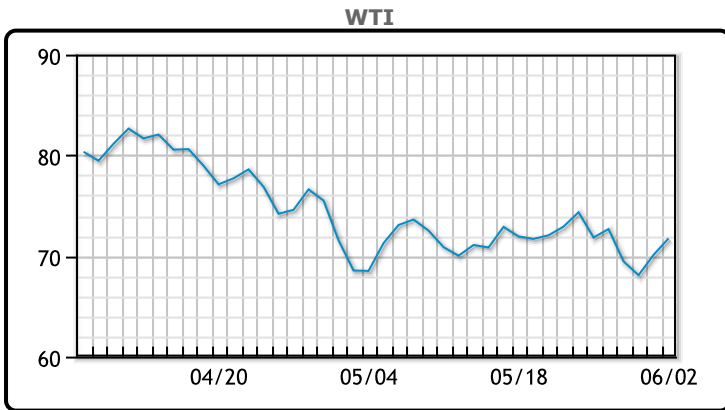
<https://www.pflpetroleum.com>  
 1865 Veterans Park Dr. Suite 303  
 Naples, Florida 34109  
 Phone: 239-390-2885  
 Fax: 239-949-0611  
 Jun 2, 2023 6:55 PM

Major Energy Futures		
	Settle	Change
Brent	76.13	1.85
Gas Oil	695.25	18.75
Natural Gas	2.172	-0.108
RBOB	250.07	-0.76
ULSD	235.69	6.38
WTI	71.74	1.64

**Market Commentary**

Oil prices rose today as traders seemingly closed out some short positions ahead of this weekend. Congress also passed the debt ceiling deal that will avert a government default. Weaker jobs data was also bullish as the hope is that the Federal Reserve will pause interest rate hikes. "No one wants to be short crude going into a weekend OPEC+ meeting. ... Traders should never underestimate what the Saudis will do and leverage during OPEC+ meetings," said Edward Moya, senior market analyst at data and analytics firm OANDA. Brent and WTI closed at their highest level since late May but were still down 1% week over week. WTI traded up \$1.64 or 2.3% to close at \$71.74. Brent traded down \$1.85 or -2.5% to close at \$76.13.

## Crude & Product Markets

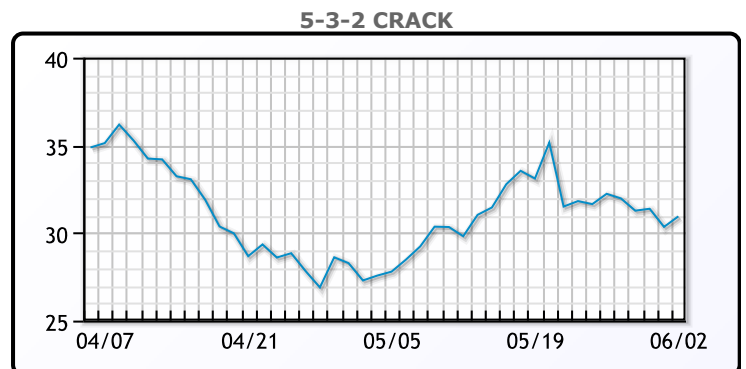
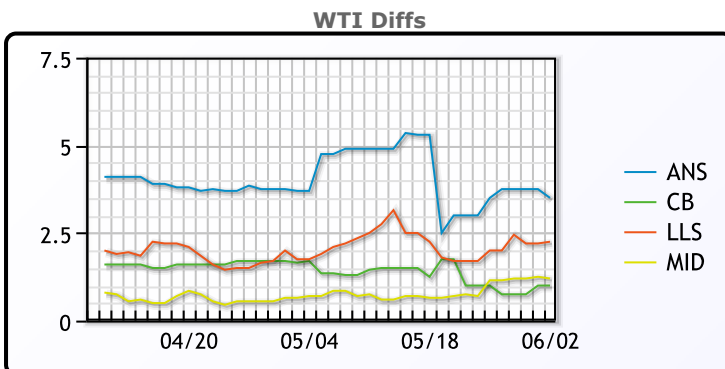


**CRUDE**

	Last	Week Ago	Month Ago
ANS	75.24	76.42	75.36
BLS	72.74	73.42	73.36
LLS	73.99	74.67	73.41
Mid	72.94	73.82	72.36
WTI	71.74	72.67	71.66

**PRODUCTS**

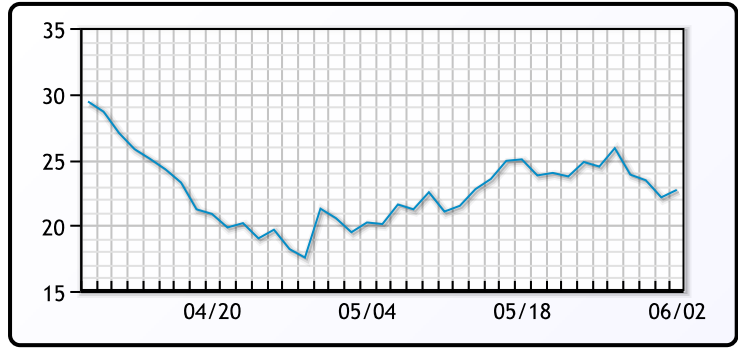
	Last	Week Ago	Month Ago
Gulf RBOB	245.695	254.13	234.82
Gulf ULSD	230.19	230.415	226.42
NYH RBOB	259.57	272.69	248.57
NYH ULSD	236.84	236.305	228.92
USGC 3%	61.125	61.125	59.625



**3-2-1 Crack**



**Gulf 3-2-1 Crack**



**NGLs**

**MB**

	Last	Week Ago	Month Ago
Butane	64.625	68.375	73.125
IsoButane	74.625	80.375	81.125
Natural Gasoline	139.8	144.5	145
Propane	58.375	62.125	67

**CONWAY**

	Last	Week Ago	Month Ago
Butane	65.25	69.5	75.25
IsoButane	76	83.5	80
Natural Gasoline	147	160	150
Propane	58	60.625	65.75

**MB NON**

	Last	Week Ago	Month Ago
Butane	67.625	72.375	77.125
IsoButane	74.625	80.375	81.125
Natural Gasoline	138.75	148.25	143.5
Propane	58.3	61	66.3

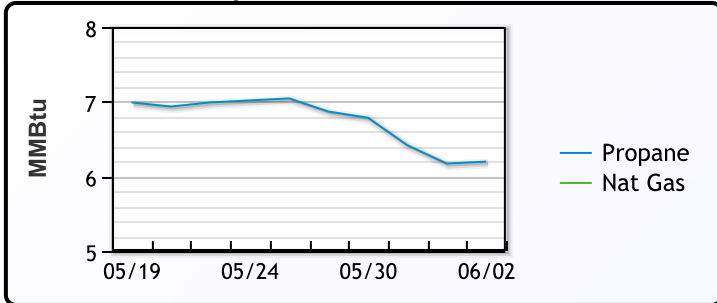
**EDMONTON**

	Last	Week Ago	Month Ago
Propane	39.5	41.8	47.6

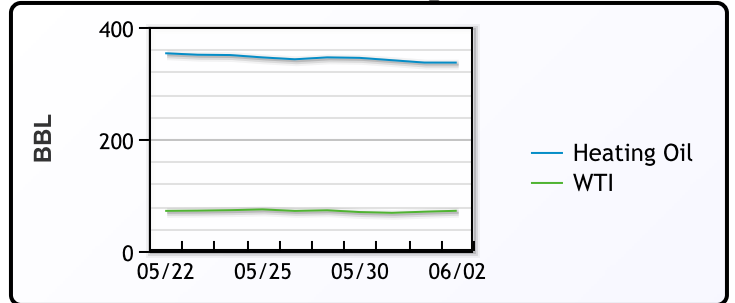
**SARNIA**

	Last	Week Ago	Month Ago
Propane	71.8	77.8	86.8

**Propane MT.B Tet vs Nat Gas**



**WTI vs Heating Oil**



**FX**

	Last	Change
CAD	1.3425	-0.0024
DXY	104.015	0.455
Gold	1947.97	-29.64

**RATES**

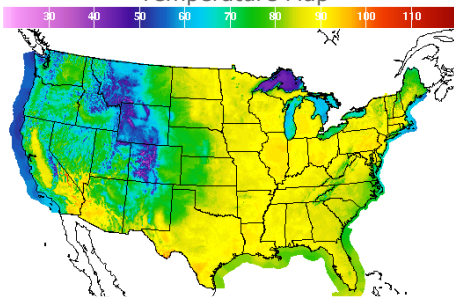
	Last	Change
US 2yr	4.4969	0.1561
US 10yr	3.6907	0.0957
CAN 10yr	3.232	0.074

**EQUITIES**

	Last	Change
Nasdaq	13240.77	139.79
TSX	1203.604	21.307
S&P 500	4282.37	61.35

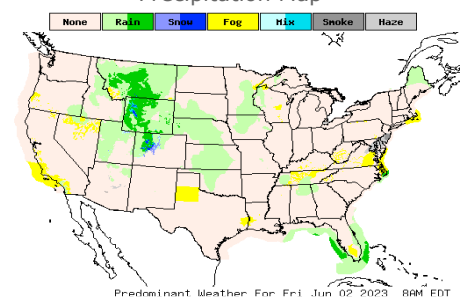
**Weather Data**

**Temperature Map**



City	HIGH °F	LOW °F
Calgary	71	42
Conway	89	64
Cushing	87	66
Denver	71	54
Houston	92	74
Mont Belvieu	88	72
Sarnia	72	61
Williston	80	63

**Precipitation Map**



This report has been prepared by PFL Petroleum Limited personnel for your information only and the views expressed are intended to provide market commentary and are not recommendations. This report is not an offer to sell or a solicitation of any offer to buy any security. The information contained herein has been compiled by PFL from sources believed to be reliable, but no representation or warranty, express or implied, is made by PFL Petroleum Limited, its affiliates or any other person as to its accuracy, completeness or correctness. Copyright 2017 PFL Petroleum Limited. All Rights Reserved