



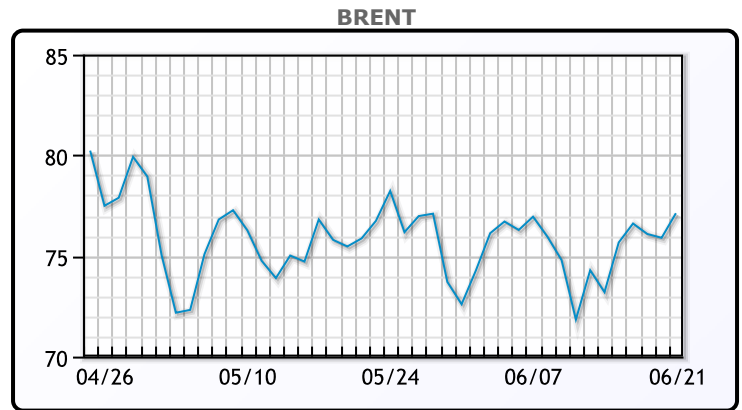
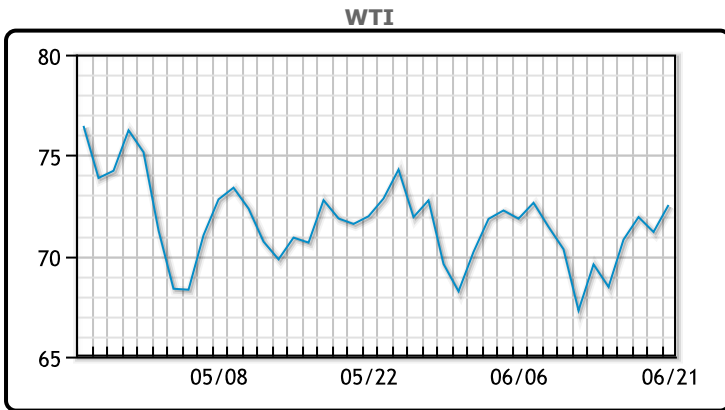
# MARKET DAILY

<https://www.pflpetroleum.com>  
 1865 Veterans Park Dr. Suite 303  
 Naples, Florida 34109  
 Phone: 239-390-2885  
 Fax: 239-949-0611  
 Jun 21, 2023 7:47 PM

Major Energy Futures		
	Settle	Change
Brent	77.12	1.22
Gas Oil	736.5	-20
Natural Gas	2.597	0.105
RBOB	262.41	1.49
ULSD	256.42	8.88
WTI	72.53	1.34

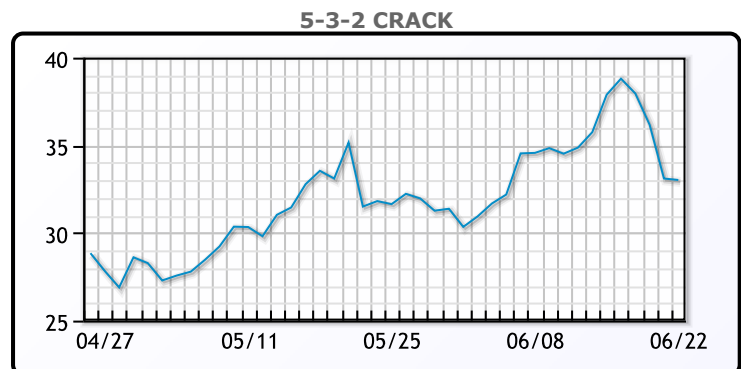
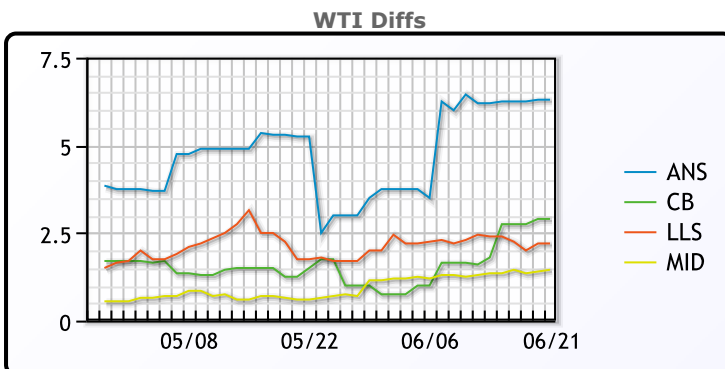
**Market Commentary**  
 Oil prices were higher today as U.S. corn and soybean prices raced to multi-month highs, raising expectations that crop shortfalls around the globe could lower biofuels blending and increase oil demand. Chicago Board of Trade corn futures rose 5.2% on Wednesday after a government report showed much of the U.S. crop being stressed by dry conditions as it neared key development phases, traders said. CBOT November soybeans hit their highest since March 9. "Countries are struggling to rein in inflation ... and that's going to dampen growth and threaten recessions across the globe," said Craig Erlam, senior markets analyst at OANDA. Official U.S. oil inventory data from the Energy Information Administration will be released on Thursday, after being delayed a day by the Juneteenth public holiday on Monday. WTI traded up \$1.34 or 1.9% to close at \$72.53. Brent traded up \$1.22 or 1.6% to close at \$77.12.

## Crude & Product Markets



CRUDE			
	Last	Week Ago	Month Ago
ANS	78.58	74.52	74.05
BLS	75.18	71.02	73.3
LLS	74.48	70.67	73.35
Mid	73.73	69.62	72.2
WTI	72.28	68.27	71.55

PRODUCTS			
	Last	Week Ago	Month Ago
Gulf RBOB	260.91	250.085	245.61
Gulf ULSD	249.42	229.87	231.095
NYH RBOB	266.41	263.46	264.61
NYH ULSD	259.92	236.895	236.595
USGC 3%	66.125	65.625	60.875



3-2-1 Crack



Gulf 3-2-1 Crack



NGLs

MB

	Last	Week Ago	Month Ago
Butane	40.5	38.5	59
IsoButane	73.3	70.5	77.5
Natural Gasoline	132	130	146
Propane	58.1	56	63.3

CONWAY

	Last	Week Ago	Month Ago
Butane	62	60.3	70
IsoButane	80	81	80
Natural Gasoline	142	132.5	157
Propane	55.5	54.8	63

MB NON

	Last	Week Ago	Month Ago
Butane	65.5	63.5	74
IsoButane	73.3	70.5	77.5
Natural Gasoline	133	130	147
Propane	57.5	55.4	62.3

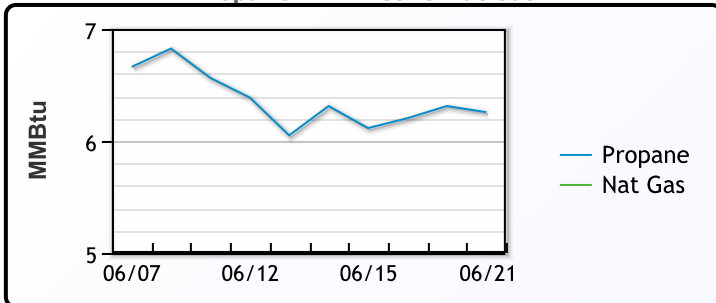
EDMONTON

	Last	Week Ago	Month Ago
Propane	39	35.3	46.5

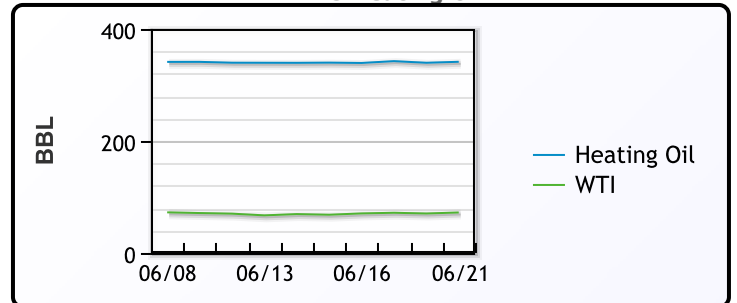
SARNIA

	Last	Week Ago	Month Ago
Propane	73	71	80.5

Propane MT.B Tet vs Nat Gas



WTI vs Heating Oil



FX

	Last	Change
CAD	1.316	-0.0004
DXY	102.071	-0.469
Gold	1934.32	1.77

RATES

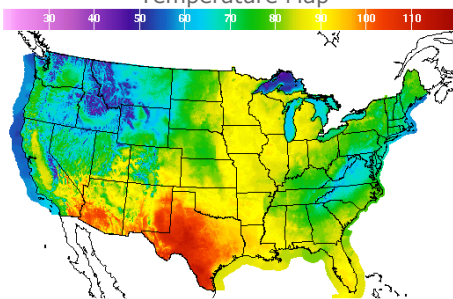
	Last	Change
US 2yr	4.7152	0.0305
US 10yr	3.7189	-0.0018
CAN 10yr	3.386	0.045

EQUITIES

	Last	Change
Nasdaq	13502.2	-165.09
TSX	1185.795	-2.666
S&P 500	4365.69	-23.02

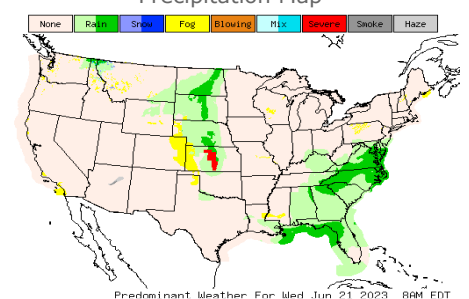
Weather Data

Temperature Map



City	HIGH °F	LOW °F
Calgary	60	40
Conway	80	69
Cushing	87	70
Denver	81	62
Houston	102	81
Mont Belvieu	96	79
Sarnia	77	60
Williston	71	54

Precipitation Map



This report has been prepared by PFL Petroleum Limited personnel for your information only and the views expressed are intended to provide market commentary and are not recommendations. This report is not an offer to sell or a solicitation of any offer to buy any security. The information contained herein has been compiled by PFL from sources believed to be reliable, but no representation or warranty, express or implied, is made by PFL Petroleum Limited, its affiliates or any other person as to its accuracy, completeness or correctness. Copyright 2017 PFL Petroleum Limited. All Rights Reserved