



# MARKET DAILY

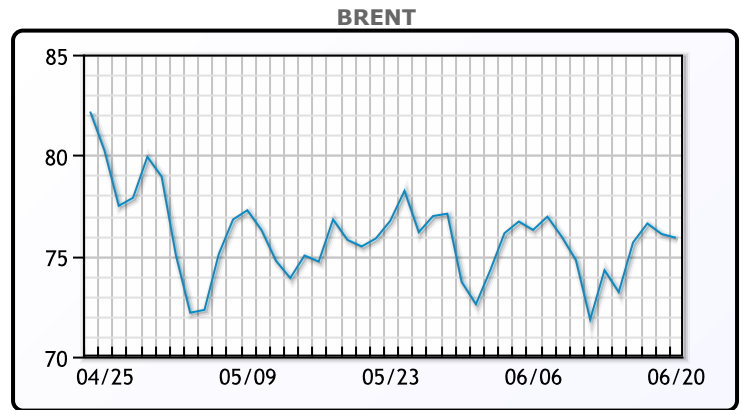
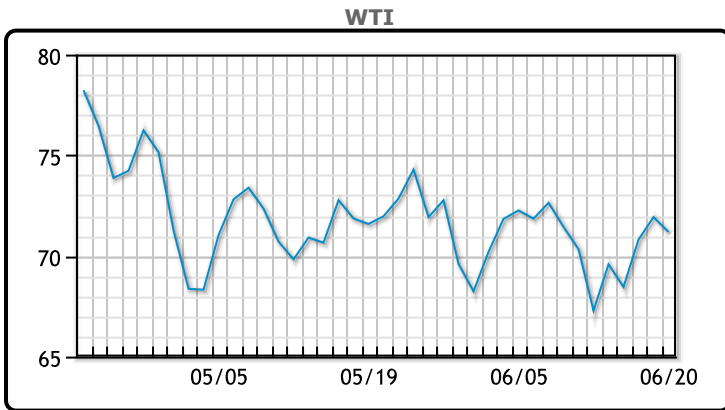
<https://www.pflpetroleum.com>  
 1865 Veterans Park Dr. Suite 303  
 Naples, Florida 34109  
 Phone: 239-390-2885  
 Fax: 239-949-0611  
 Jun 20, 2023 7:29 PM

Major Energy Futures		
	Settle	Change
Brent	75.9	-0.19
Gas Oil	711.5	-4.5
Natural Gas	2.492	-0.14
RBOB	260.92	-7.13
ULSD	247.54	-7.6
WTI	70.50	-1.28

**Market Commentary**

Oil prices eased today in a choppy session on forecasts for slower oil demand growth in China. Adding to bearish sentiment, traders noted crude supplies from Iran and Russia have increased in recent weeks. "Oil locked in on anything and everything that has to do with China. This week, energy traders are seeing oil weakness emerge on disappointing stimulus efforts," said Edward Moya, senior market analyst at data and analytics firm OANDA. Despite forecasts for less growth in oil demand, consumption in both China and India are still expected to rise in coming months. WTI traded down \$1.28 or -1.8% to close at \$70.50. Brent traded down \$.19 or -.3% to close at \$75.90.

## Crude & Product Markets

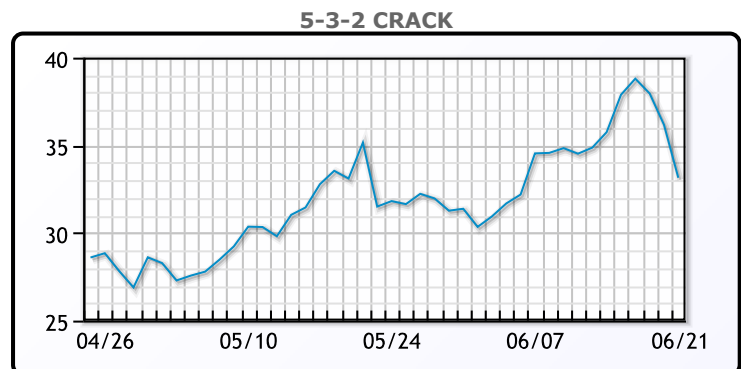
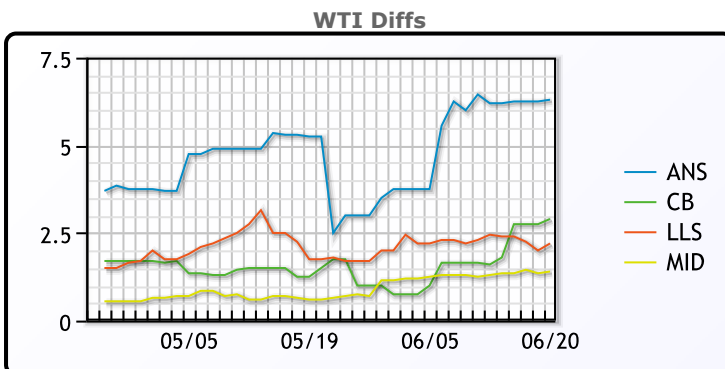


**CRUDE**

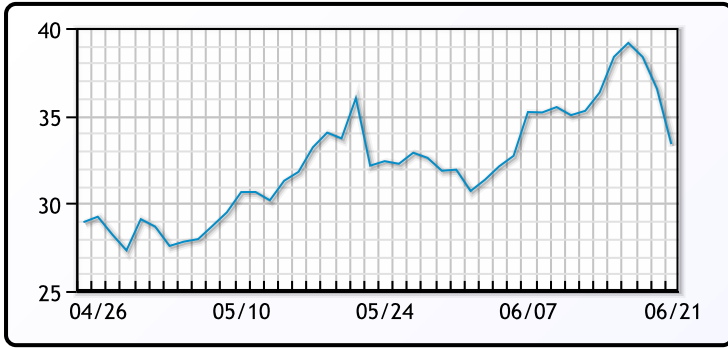
	Last	Week Ago	Month Ago
ANS	76.8	75.62	74.05
BLS	73.4	71.22	73.3
LLS	72.7	71.82	73.35
Mid	71.9	70.77	72.2
WTI	70.5	69.42	71.55

**PRODUCTS**

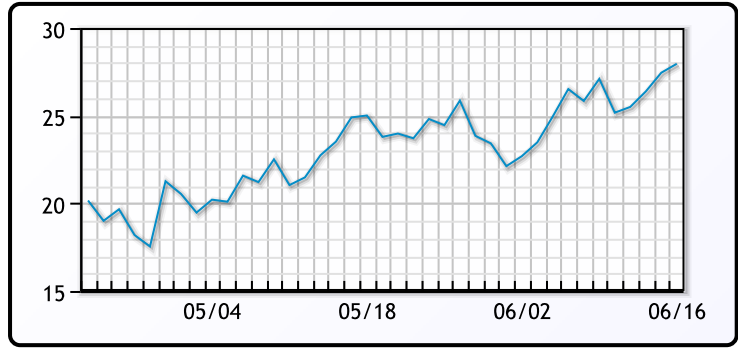
	Last	Week Ago	Month Ago
Gulf RBOB	255.97	249.04	245.61
Gulf ULSD	241.165	233.75	231.095
NYH RBOB	266.42	265.79	264.61
NYH ULSD	250.29	241.05	236.595
USGC 3%	65.875	65.125	60.875



**3-2-1 Crack**



**Gulf 3-2-1 Crack**



**NGLs**

**MB**

	Last	Week Ago	Month Ago
Butane	40	39	59
IsoButane	70.8	71	77.5
Natural Gasoline	132.5	133.3	146
Propane	57.3	57.8	63.3

**CONWAY**

	Last	Week Ago	Month Ago
Butane	60.9	61	70
IsoButane	73	81.5	80
Natural Gasoline	138	135.5	157
Propane	55	55.8	63

**MB NON**

	Last	Week Ago	Month Ago
Butane	65	64	74
IsoButane	70.8	71	77.5
Natural Gasoline	132.5	132.8	147
Propane	56.5	57.3	62.3

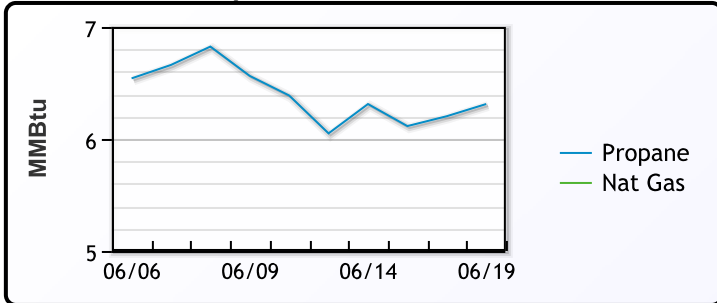
**EDMONTON**

	Last	Week Ago	Month Ago
Propane	37.5	37.8	46.5

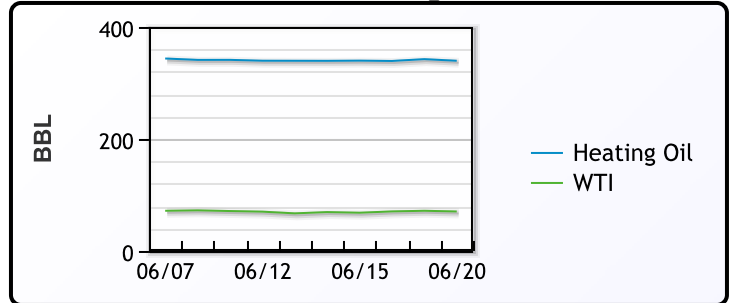
**SARNIA**

	Last	Week Ago	Month Ago
Propane	73	71	80.5

**Propane MT.B Tet vs Nat Gas**



**WTI vs Heating Oil**



**FX**

	Last	Change
CAD	1.3229	-0.0006
DXY	102.54	0.018
Gold	1937.72	1.3

**RATES**

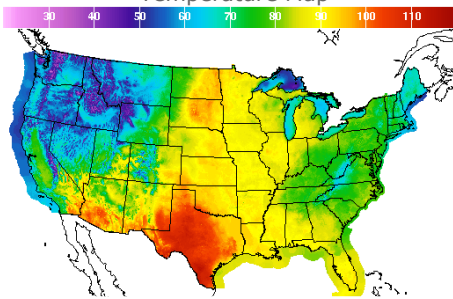
	Last	Change
US 2yr	4.6847	-0.0294
US 10yr	3.7207	-0.0406
CAN 10yr	3.341	-0.067

**EQUITIES**

	Last	Change
Nasdaq	13667.29	-22.28
TSX	1188.461	-10.929
S&P 500	4388.71	-20.88

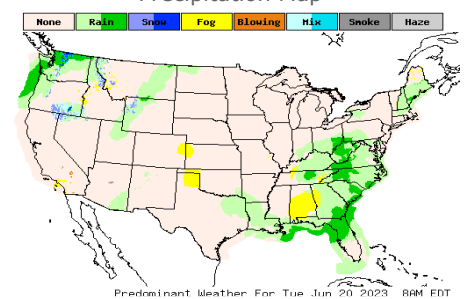
**Weather Data**

**Temperature Map**



City	HIGH °F	LOW °F
Calgary	44	41
Conway	94	72
Cushing	90	67
Denver	86	63
Houston	105	82
Mont Belvieu	97	81
Sarnia	77	59
Williston	78	61

**Precipitation Map**



This report has been prepared by PFL Petroleum Limited personnel for your information only and the views expressed are intended to provide market commentary and are not recommendations. This report is not an offer to sell or a solicitation of any offer to buy any security. The information contained herein has been compiled by PFL from sources believed to be reliable, but no representation or warranty, express or implied, is made by PFL Petroleum Limited, its affiliates or any other person as to its accuracy, completeness or correctness. Copyright 2017 PFL Petroleum Limited. All Rights Reserved