



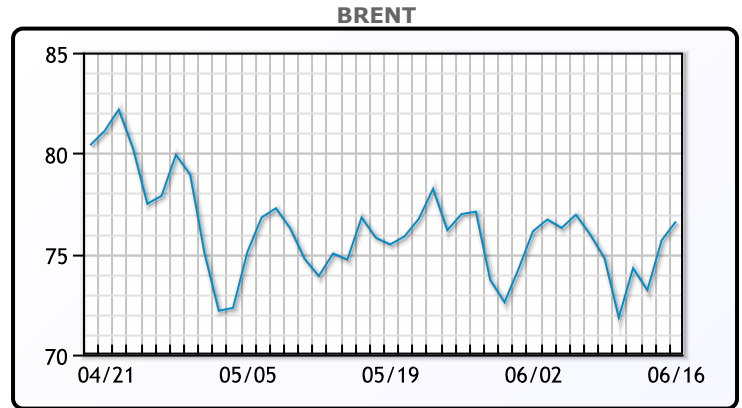
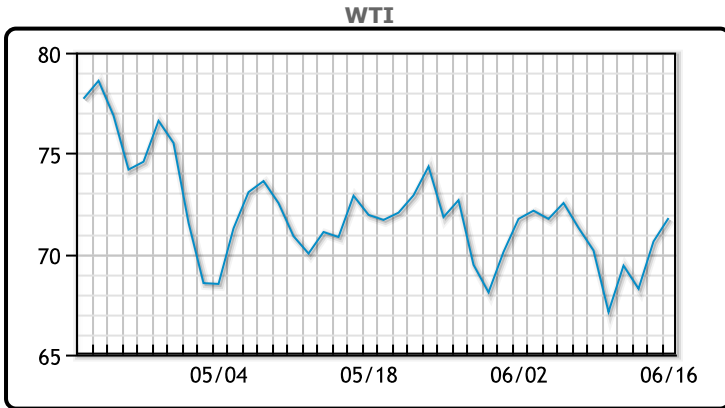
MARKET DAILY

<https://www.pflpetroleum.com>
 1865 Veterans Park Dr. Suite 303
 Naples, Florida 34109
 Phone: 239-390-2885
 Fax: 239-949-0611
 Jun 19, 2023 8:35 PM

Major Energy Futures		
	Settle	Change
Brent	76.61	0.94
Gas Oil	736	18.25
Natural Gas	2.632	0.191
RBOB	268.05	8.71
ULSD	255.14	12.19
WTI	71.78	1.16

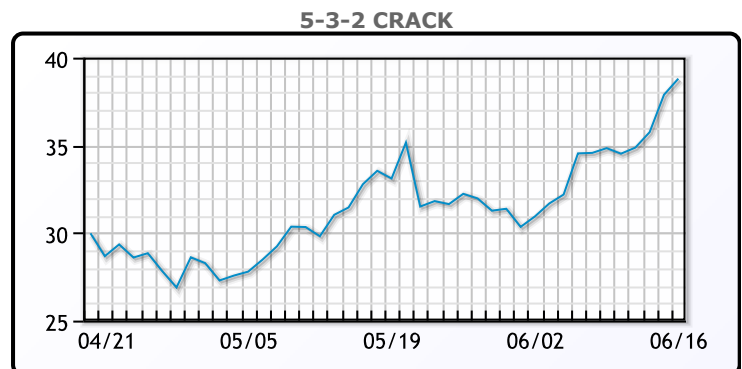
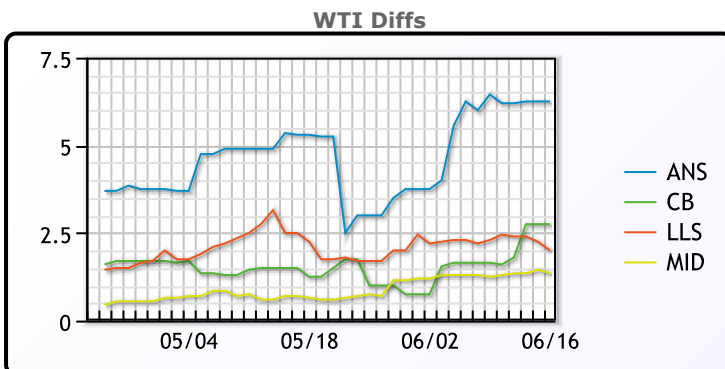
Market Commentary
 WTI crude was down 49 cents per barrel trading down to \$71.29. WTI crude oil futures (and other commodities) did not settle today due to the Juneteenth holiday. Brent for August settlement traded down \$US52 cents a barrel to settle at US\$76.09 per barrel. Oil fell as China's plans to support its economy were seen as insufficient to reignite demand. China cut interest rates last week and hinted that further economic support would be delivered. The world's two largest economies also said their relations took a positive step forward after U.S. Secretary of State Antony Blinken's trip to Beijing. While last week's developments lifted Brent and WTI those gains faded on today. Gasoline and diesel prices are rising - we are headed into a number of plant turn around's. We hope that everyone had a great day - stay safe and stay tuned to PFL.

Crude & Product Markets

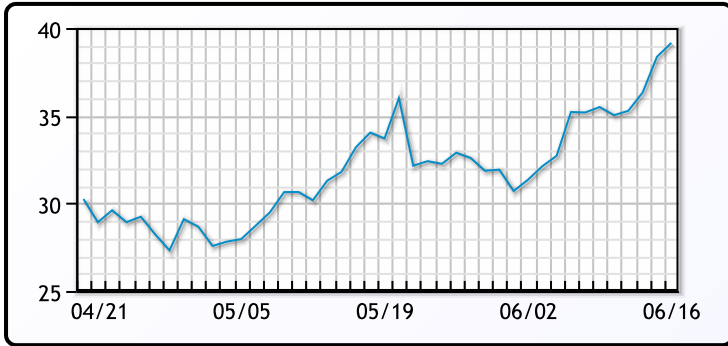


	Last	Week Ago	Month Ago
ANS	78.03	76.62	76.16
BLS	74.53	71.82	72.11
LLS	73.78	72.47	73.11
Mid	73.13	71.42	71.51
WTI	71.78	70.17	70.86

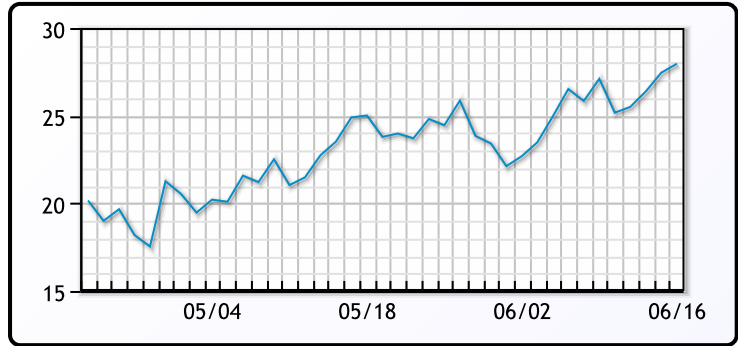
	Last	Week Ago	Month Ago
Gulf RBOB	264.55	257.57	240.66
Gulf ULSD	248.39	229.725	232.49
NYH RBOB	275.3	266.82	251.66
NYH ULSD	256.765	237.1	236.515
USGC 3%	68.125	61.875	58.625



3-2-1 Crack



Gulf 3-2-1 Crack



NGLs

MB

	Last	Week Ago	Month Ago
Butane	40.8	38.8	57.8
IsoButane	71.3	69.9	75.3
Natural Gasoline	134	136	138.8
Propane	57.8	58.5	64.3

CONWAY

	Last	Week Ago	Month Ago
Butane	62.8	61.6	68.3
IsoButane	73	75	79.3
Natural Gasoline	140	139	150.5
Propane	56.4	57	64

MB NON

	Last	Week Ago	Month Ago
Butane	65.7	63.8	72.8
IsoButane	71.3	69.9	75.3
Natural Gasoline	134	135	140.3
Propane	57.1	58	63.4

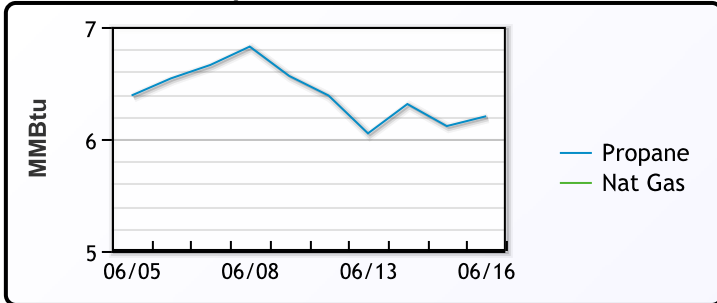
EDMONTON

	Last	Week Ago	Month Ago
Propane	38.4	40	46

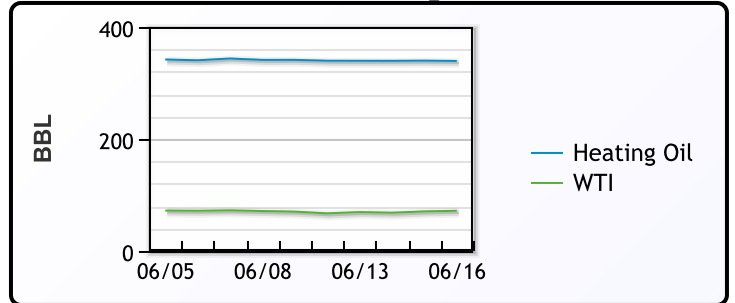
SARNIA

	Last	Week Ago	Month Ago
Propane	71.8	78.3	81.5

Propane MT.B Tet vs Nat Gas



WTI vs Heating Oil



FX

	Last	Change
CAD	1.32	-0.0023
DXY	102.243	0.128
Gold	1957.98	-0.03

RATES

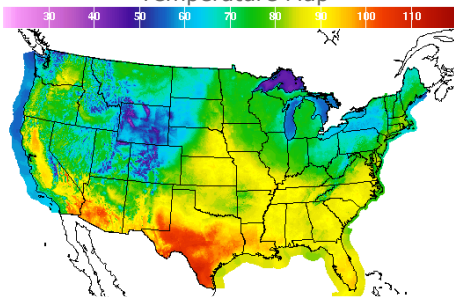
	Last	Change
US 2yr	4.7141	0.0723
US 10yr	3.7613	0.0448
CAN 10yr	3.352	0.021

EQUITIES

	Last	Change
Nasdaq	13689.57	-93.25
TSX	1202.183	-3.262
S&P 500	4409.59	-16.25

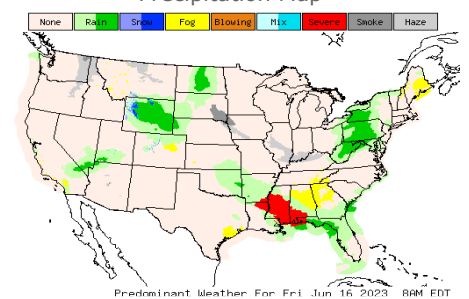
Weather Data

Temperature Map



City	HIGH °F	LOW °F
Calgary	73	44
Conway	71	53
Cushing	86	62
Denver	62	53
Houston	100	82
Mont Belvieu	94	80
Sarnia	62	54
Williston	75	51

Precipitation Map



This report has been prepared by PFL Petroleum Limited personnel for your information only and the views expressed are intended to provide market commentary and are not recommendations. This report is not an offer to sell or a solicitation of any offer to buy any security. The information contained herein has been compiled by PFL from sources believed to be reliable, but no representation or warranty, express or implied, is made by PFL Petroleum Limited, its affiliates or any other person as to its accuracy, completeness or correctness. Copyright 2017 PFL Petroleum Limited. All Rights Reserved