



# MARKET DAILY

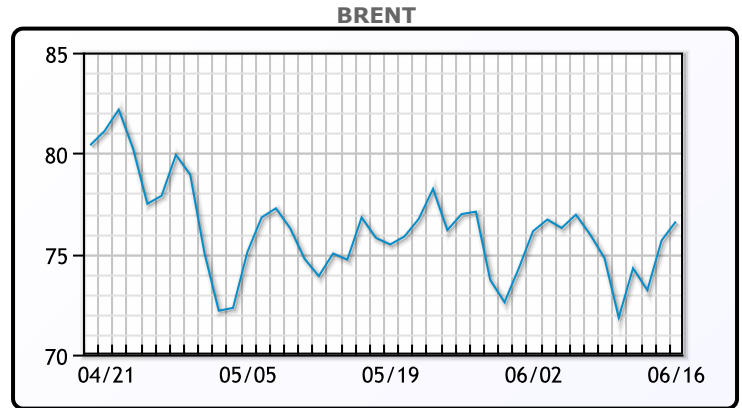
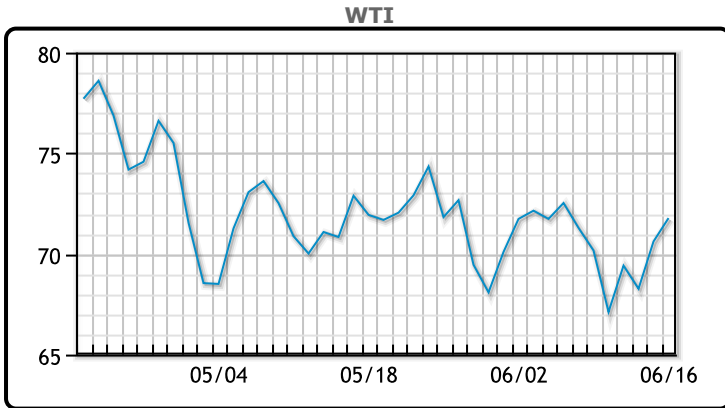
<https://www.pflpetroleum.com>  
 1865 Veterans Park Dr. Suite 303  
 Naples, Florida 34109  
 Phone: 239-390-2885  
 Fax: 239-949-0611  
 Jun 16, 2023 8:35 PM

Major Energy Futures		
	Settle	Change
Brent	76.61	0.94
Gas Oil	736	18.25
Natural Gas	2.632	0.191
RBOB	268.05	8.71
ULSD	255.14	12.19
WTI	71.78	1.16

**Market Commentary**

WTI for July delivery rose \$1.66 per barrel to settle at \$71.78 per barrel. Brent for August settlement rose 94 cents per barrel to \$76.61 per barrel. Adding to this confusion are mixed signals from the physical market. Refinery outages in the U.S. and Europe are threatening to further increase crude inventories at key hubs, including Cushing, Okla., where stockpiles already are at the highest in two years. Stay tuned to PFL – we will see what happens next week. If you don't read PFL's Monday Rail Report you should – we are going to look at global LNG demand and cuts and secret Iran selling to the Chinese. Happy Father's day to all the dads out there!

## Crude & Product Markets

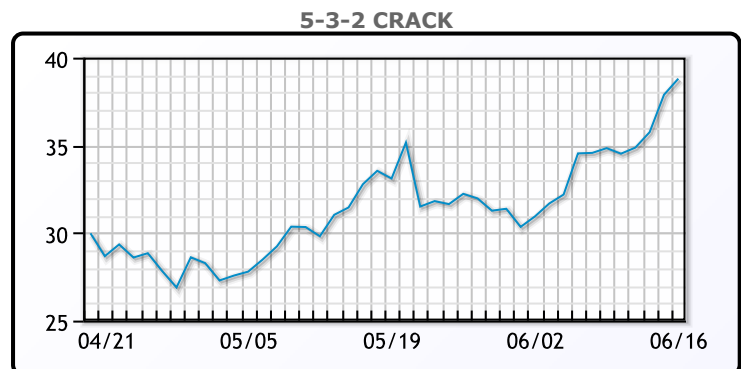
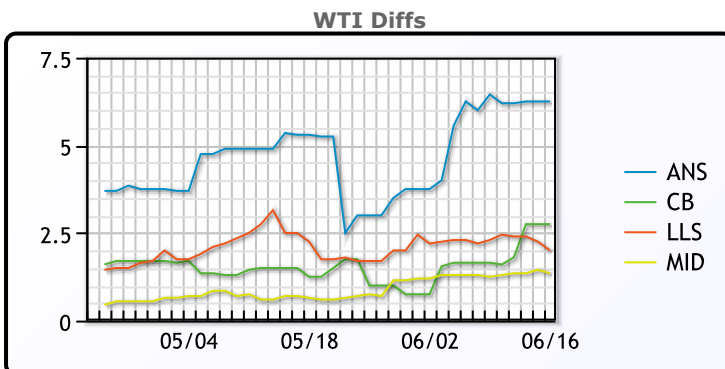


**CRUDE**

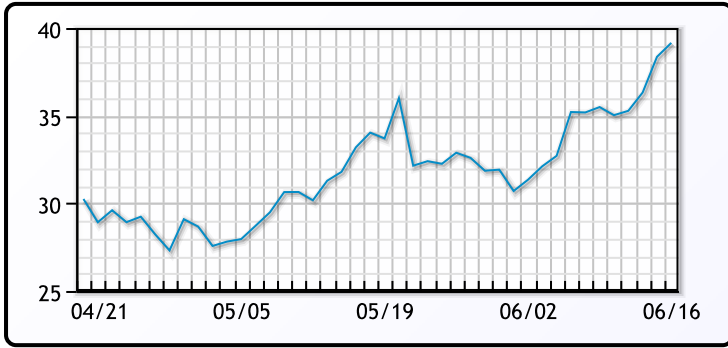
	Last	Week Ago	Month Ago
ANS	78.03	76.62	76.16
BLS	74.53	71.82	72.11
LLS	73.78	72.47	73.11
Mid	73.13	71.42	71.51
WTI	71.78	70.17	70.86

**PRODUCTS**

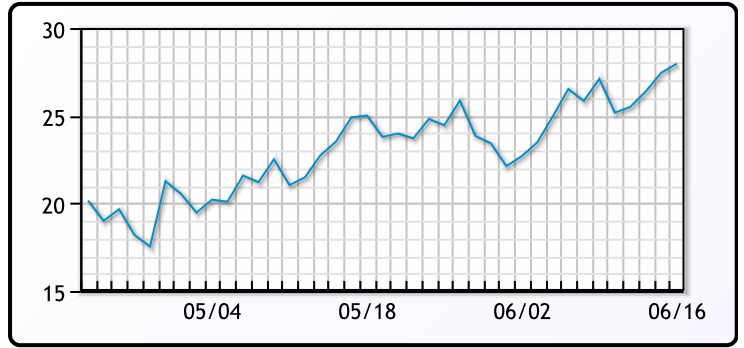
	Last	Week Ago	Month Ago
Gulf RBOB	264.55	257.57	240.66
Gulf ULSD	248.39	229.725	232.49
NYH RBOB	275.3	266.82	251.66
NYH ULSD	256.765	237.1	236.515
USGC 3%	68.125	61.875	58.625



**3-2-1 Crack**



**Gulf 3-2-1 Crack**



**NGLs**

**MB**

	Last	Week Ago	Month Ago
Butane	40.8	38.8	57.8
IsoButane	71.3	69.9	75.3
Natural Gasoline	134	136	138.8
Propane	57.8	58.5	64.3

**CONWAY**

	Last	Week Ago	Month Ago
Butane	62.8	61.6	68.3
IsoButane	73	75	79.3
Natural Gasoline	140	139	150.5
Propane	56.4	57	64

**MB NON**

	Last	Week Ago	Month Ago
Butane	65.7	63.8	72.8
IsoButane	71.3	69.9	75.3
Natural Gasoline	134	135	140.3
Propane	57.1	58	63.4

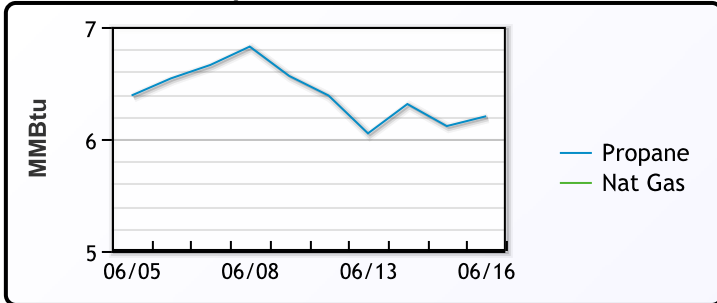
**EDMONTON**

	Last	Week Ago	Month Ago
Propane	38.4	40	46

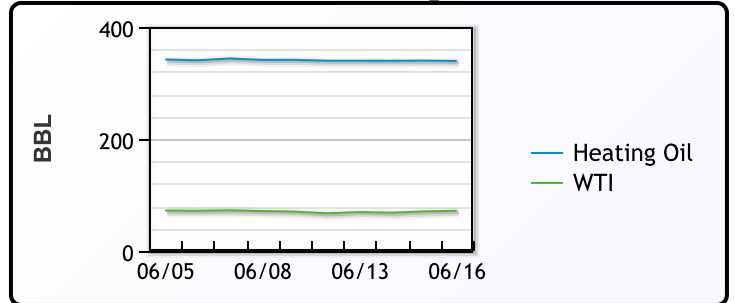
**SARNIA**

	Last	Week Ago	Month Ago
Propane	71.8	78.3	81.5

**Propane MT.B Tet vs Nat Gas**



**WTI vs Heating Oil**



**FX**

	Last	Change
CAD	1.32	-0.0023
DXY	102.243	0.128
Gold	1957.98	-0.03

**RATES**

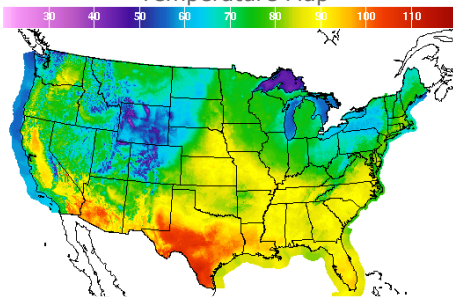
	Last	Change
US 2yr	4.7141	0.0723
US 10yr	3.7613	0.0448
CAN 10yr	3.352	0.021

**EQUITIES**

	Last	Change
Nasdaq	13689.57	-93.25
TSX	1202.183	-3.262
S&P 500	4409.59	-16.25

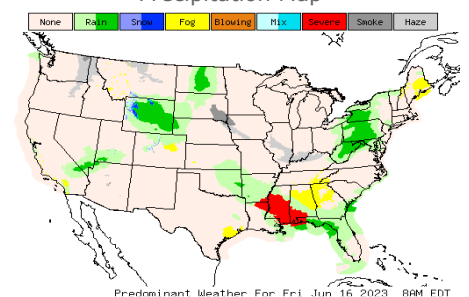
**Weather Data**

**Temperature Map**



City	HIGH °F	LOW °F
Calgary	73	44
Conway	71	53
Cushing	86	62
Denver	62	53
Houston	100	82
Mont Belvieu	94	80
Sarnia	62	54
Williston	75	51

**Precipitation Map**



This report has been prepared by PFL Petroleum Limited personnel for your information only and the views expressed are intended to provide market commentary and are not recommendations. This report is not an offer to sell or a solicitation of any offer to buy any security. The information contained herein has been compiled by PFL from sources believed to be reliable, but no representation or warranty, express or implied, is made by PFL Petroleum Limited, its affiliates or any other person as to its accuracy, completeness or correctness. Copyright 2017 PFL Petroleum Limited. All Rights Reserved