



MARKET DAILY

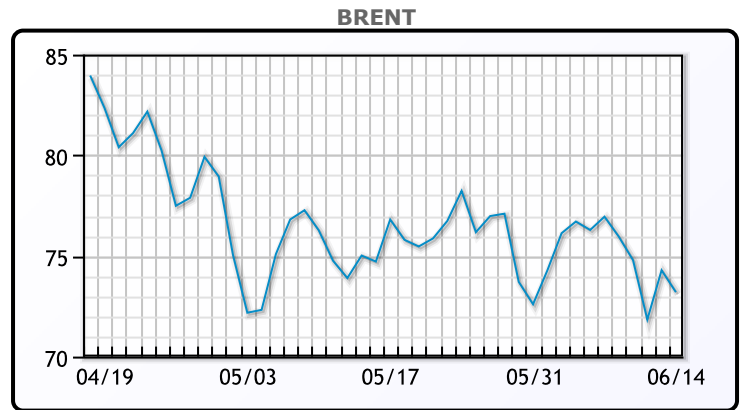
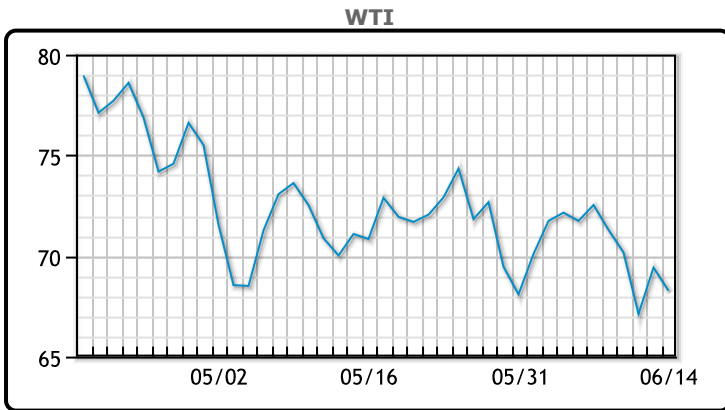
<https://www.pflpetroleum.com>
 1865 Veterans Park Dr. Suite 303
 Naples, Florida 34109
 Phone: 239-390-2885
 Fax: 239-949-0611
 Jun 14, 2023 8:09 PM

Major Energy Futures		
	Settle	Change
Brent	73.2	-1.09
Gas Oil	694	-4.25
Natural Gas	2.342	0.002
RBOB	255.46	-0.33
ULSD	235.77	-3.78
WTI	68.27	-1.15

Market Commentary

WTI for July delivery fell \$1.15 per barrel to settle at \$68.27 per barrel. Brent for Crude for August delivery fell \$1.09 per barrel to settle at \$73.20 per barrel. Oil fell on the back of significant builds in U.S. crude stockpiles and the Federal Reserve's hints that rate hikes will continue. Federal Reserve officials paused their interest-rate hikes on Wednesday after 15 months of increases, but signaled they would likely resume tightening to cool inflation. The prospect of additional hikes has inflamed concerns about a demand-reducing recession. Not only did crude oil inventories build so did gasoline and distillate fuels in spite of a decrease in refinery utilization week over week and a significant decrease in in imports.

Crude & Product Markets

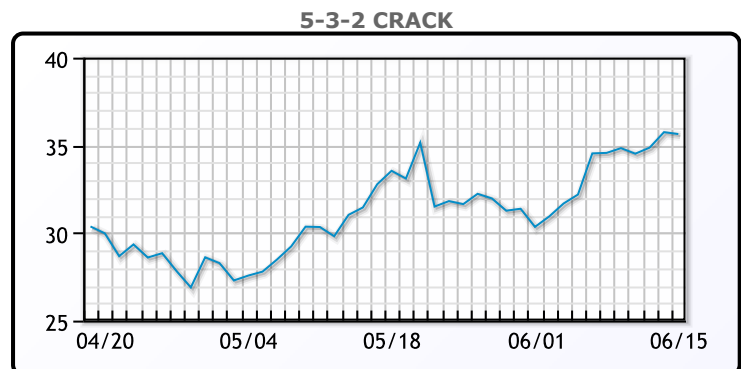
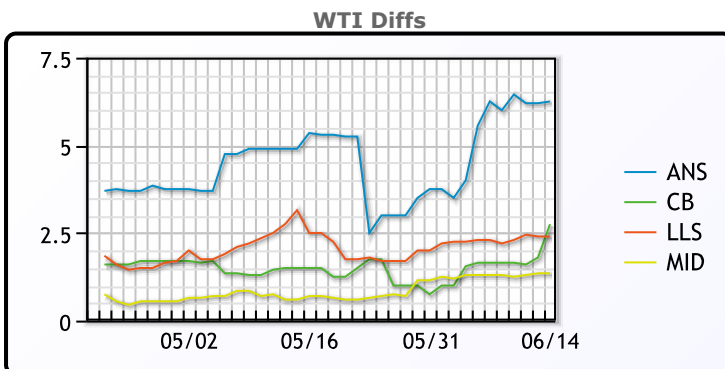


CRUDE

	Last	Week Ago	Month Ago
ANS	74.52	78.78	75.39
BLS	71.02	74.18	71.54
LLS	70.67	74.83	72.54
Mid	69.62	73.83	70.74
WTI	68.27	72.53	70.04

PRODUCTS

	Last	Week Ago	Month Ago
Gulf RBOB	250.085	259.87	235.27
Gulf ULSD	229.87	234.055	226.875
NYH RBOB	263.46	271.37	247.52
NYH ULSD	236.895	240.93	230.675
USGC 3%	65.625	62.625	58.625



3-2-1 Crack



Gulf 3-2-1 Crack



NGLs

MB

	Last	Week Ago	Month Ago
Butane	38.5	45.1	62.5
IsoButane	70.5	77.1	76
Natural Gasoline	130	140	139
Propane	56	62.5	64

CONWAY

	Last	Week Ago	Month Ago
Butane	60.3	67.5	69
IsoButane	81	76.5	80
Natural Gasoline	132.5	145.6	144.5
Propane	54.8	60.6	63.6

MB NON

	Last	Week Ago	Month Ago
Butane	63.5	70.1	72.5
IsoButane	70.5	77.1	76
Natural Gasoline	130	139	140.5
Propane	55.4	62.3	63

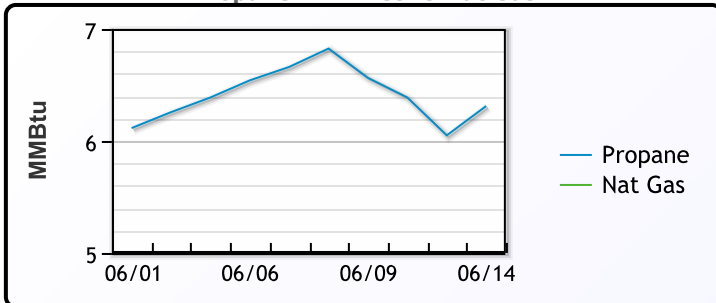
EDMONTON

	Last	Week Ago	Month Ago
Propane	35.3	43.6	47.1

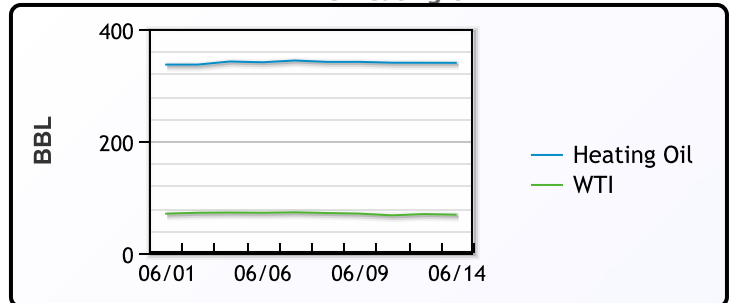
SARNIA

	Last	Week Ago	Month Ago
Propane	71	75.5	83.8

Propane MT.B Tet vs Nat Gas



WTI vs Heating Oil



FX

	Last	Change
CAD	1.3328	0.0004
DXY	102.926	-0.022
Gold	1944.21	1.69

RATES

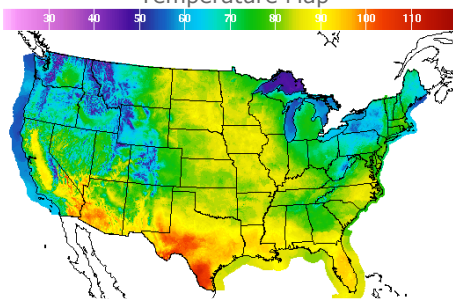
	Last	Change
US 2yr	4.6922	0.0043
US 10yr	3.7862	0
CAN 10yr	3.407	-0.057

EQUITIES

	Last	Change
Nasdaq	13626.48	53.16
TSX	1204.348	1.958
S&P 500	4372.59	3.58

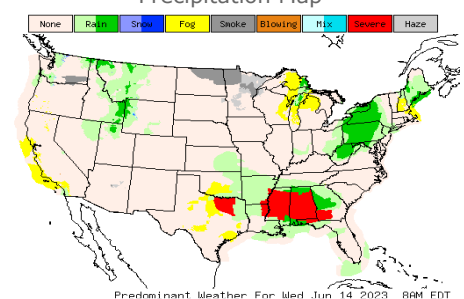
Weather Data

Temperature Map



City	HIGH °F	LOW °F
Calgary	60	42
Conway	72	53
Cushing	84	65
Denver	76	52
Houston	97	78
Mont Belvieu	92	77
Sarnia	61	49
Williston	84	63

Precipitation Map



This report has been prepared by PFL Petroleum Limited personnel for your information only and the views expressed are intended to provide market commentary and are not recommendations. This report is not an offer to sell or a solicitation of any offer to buy any security. The information contained herein has been compiled by PFL from sources believed to be reliable, but no representation or warranty, express or implied, is made by PFL Petroleum Limited, its affiliates or any other person as to its accuracy, completeness or correctness. Copyright 2017 PFL Petroleum Limited. All Rights Reserved