



MARKET DAILY

<https://www.pflpetroleum.com>
 1865 Veterans Park Dr. Suite 303
 Naples, Florida 34109
 Phone: 239-390-2885
 Fax: 239-949-0611
 Jun 13, 2023 8:41 PM

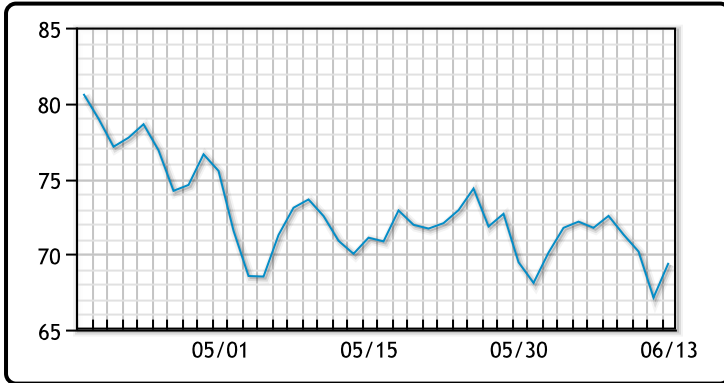
Major Energy Futures		
	Settle	Change
Brent	74.29	2.45
Gas Oil	698.25	21.25
Natural Gas	2.34	0.074
RBOB	255.79	7.53
ULSD	239.55	8.64
WTI	69.42	2.3

Market Commentary

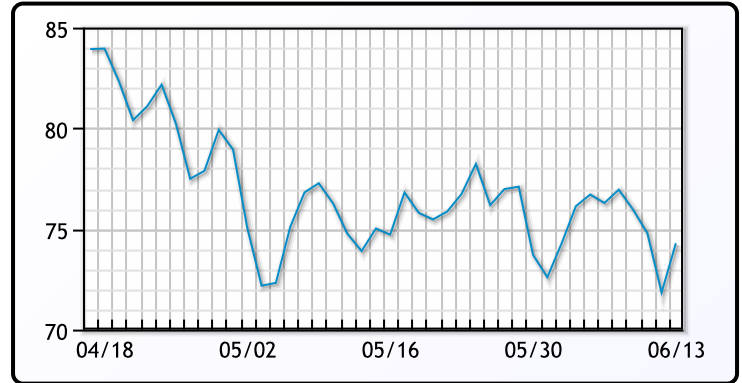
Oil prices had a strong session today after yesterdays rout as China's central bank lowered their short term lending rate for the first time in 10 months. This increased hopes of growing fuel demand on the back of the rate cut as the post pandemic recovery in China has been slower then anticipated. "The market is showing a rebound from yesterday," Phil Flynn, an analyst at Price Futures group, said. "It was overdone with doom and gloom on Monday." Brent's six-month backwardation, a market structure whereby shorter-dated futures trade above longer-dated ones, fell to its lowest since March at around \$1.10, indicating faltering confidence that demand will exceed supply over the year. WTI traded up \$2.30 or 3.4% to close at \$69.42. Brent traded up \$2.45 or 3.4% to close at \$74.29.

Crude & Product Markets

WTI



BRENT



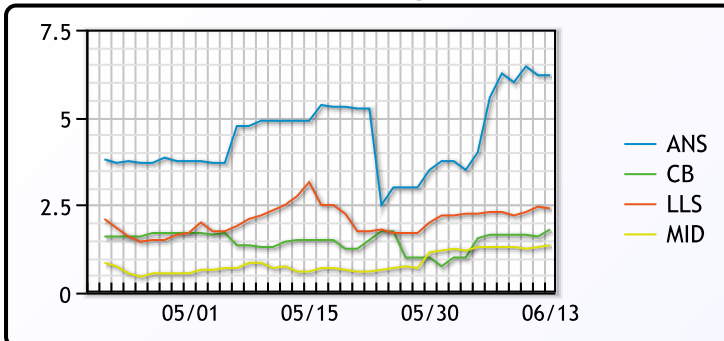
CRUDE

	Last	Week Ago	Month Ago
ANS	75.62	77.3	75.39
BLS	71.22	73.39	71.54
LLS	71.82	74.04	72.54
Mid	70.77	73.04	70.74
WTI	69.42	71.74	70.04

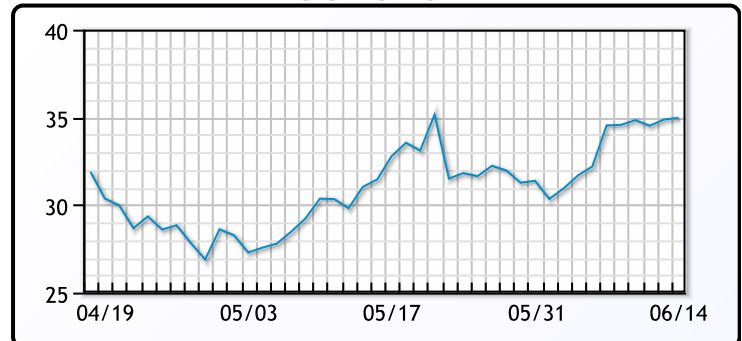
PRODUCTS

	Last	Week Ago	Month Ago
Gulf RBOB	249.04	252.93	235.27
Gulf ULSD	233.75	230.855	226.875
NYH RBOB	265.79	263.18	247.52
NYH ULSD	241.05	237.655	230.675
USGC 3%	65.125	61.625	58.625

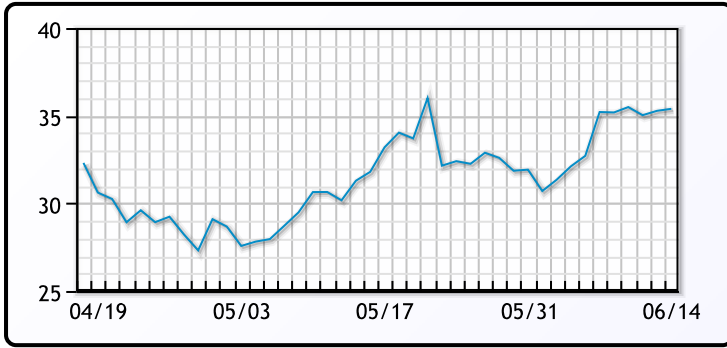
WTI Diffs



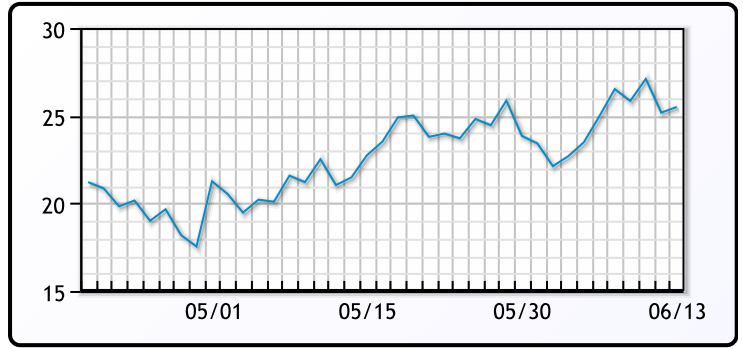
5-3-2 CRACK



3-2-1 Crack



Gulf 3-2-1 Crack



NGLs

MB

	Last	Week Ago	Month Ago
Butane	39	44.8	62.5
IsoButane	71	75.8	76
Natural Gasoline	133.3	138.5	139
Propane	57.8	61	64

CONWAY

	Last	Week Ago	Month Ago
Butane	61	66.8	69
IsoButane	81.5	78	80
Natural Gasoline	135.5	147.5	144.5
Propane	55.8	59.9	63.6

MB NON

	Last	Week Ago	Month Ago
Butane	64	69.8	72.5
IsoButane	71	75.9	76
Natural Gasoline	132.8	137.5	140.5
Propane	57.3	61	63

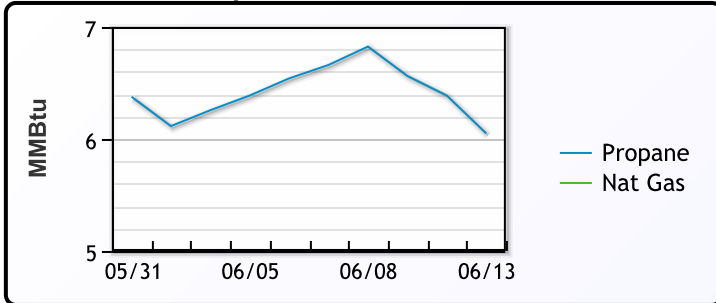
EDMONTON

	Last	Week Ago	Month Ago
Propane	37.8	41.4	47.1

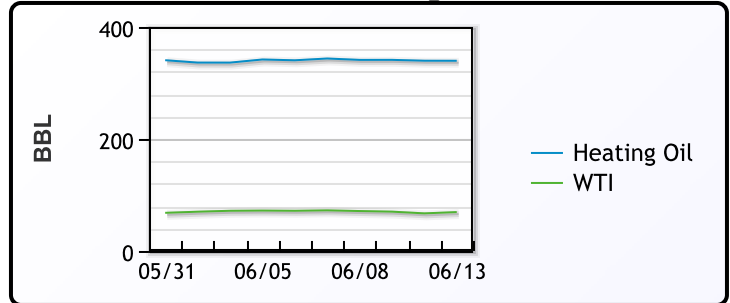
SARNIA

	Last	Week Ago	Month Ago
Propane	71	74.5	83.8

Propane MT.B Tet vs Nat Gas



WTI vs Heating Oil



FX

	Last	Change
CAD	1.3312	-0.0006
DXY	103.304	-0.034
Gold	1944.98	1.24

RATES

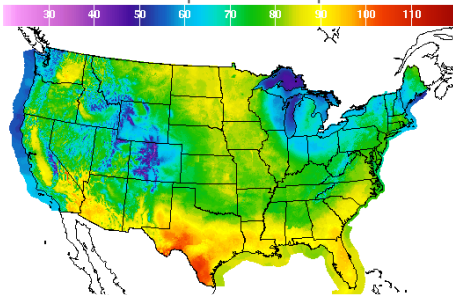
	Last	Change
US 2yr	4.6556	-0.0106
US 10yr	3.8055	-0.0078
CAN 10yr	3.464	0.117

EQUITIES

	Last	Change
Nasdaq	13573.32	111.4
TSX	1202.39	4.2
S&P 500	4369.01	30.08

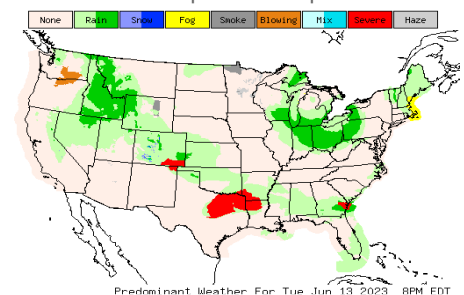
Weather Data

Temperature Map



City	HIGH °F	LOW °F
Calgary	83	55
Conway	82	58
Cushing	81	58
Denver	64	52
Houston	97	77
Mont Belvieu	90	77
Sarnia	63	47
Williston	85	60

Precipitation Map



This report has been prepared by PFL Petroleum Limited personnel for your information only and the views expressed are intended to provide market commentary and are not recommendations. This report is not an offer to sell or a solicitation of any offer to buy any security. The information contained herein has been compiled by PFL from sources believed to be reliable, but no representation or warranty, express or implied, is made by PFL Petroleum Limited, its affiliates or any other person as to its accuracy, completeness or correctness. Copyright 2017 PFL Petroleum Limited. All Rights Reserved