



# MARKET DAILY

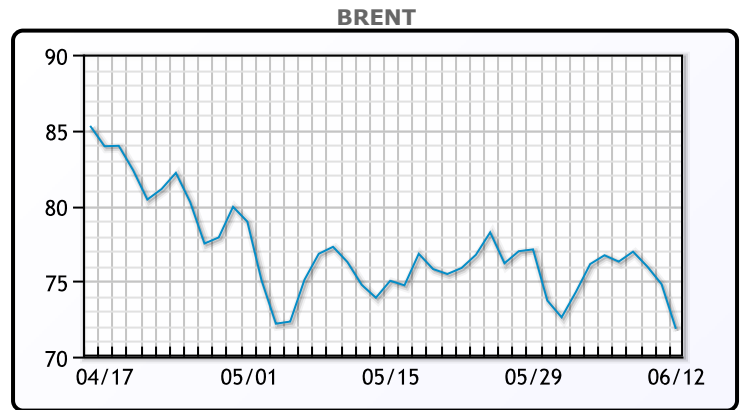
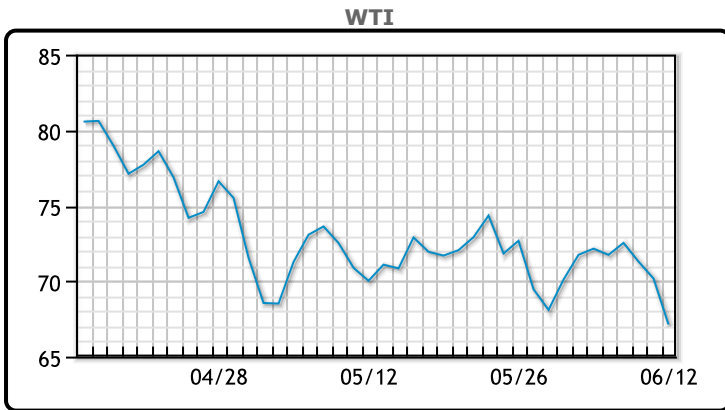
<https://www.pflpetroleum.com>  
 1865 Veterans Park Dr. Suite 303  
 Naples, Florida 34109  
 Phone: 239-390-2885  
 Fax: 239-949-0611  
 Jun 12, 2023 8:49 PM

Major Energy Futures		
	Settle	Change
Brent	71.84	-2.95
Gas Oil	677	-20.5
Natural Gas	2.266	0.012
RBOB	248.26	-11.06
ULSD	230.91	-5.19
WTI	67.12	-3.05

### Market Commentary

The rug was pulled out from below oil prices as jitters around the US Federal Reserve meeting later this week sparked a sharp selloff. Goldman Sachs cut its oil price forecasts early on Sunday, citing higher-than-expected supplies later this year and through 2024. The bank's December crude price forecast now stands at \$86 a barrel for Brent, down from \$95, and at \$81 a barrel for WTI, down from \$89. "Goldman capitulating on their bullish price forecast appears to have been the catalyst to kick start selling today," said Kpler analyst Matt Smith. The revision comes at the start of a busy week for the U.S. Federal Reserve, which meets on Wednesday. While the Fed is expected to leave interest rates unchanged this month, investors are concerned that rate hikes are likely to resume next month, said UBS analyst Robert Yawger. WTI traded down \$3.05 or -4.4% to close at \$67.12. Brent traded down \$2.95 or -3.9% to close at \$71.84.

## Crude & Product Markets

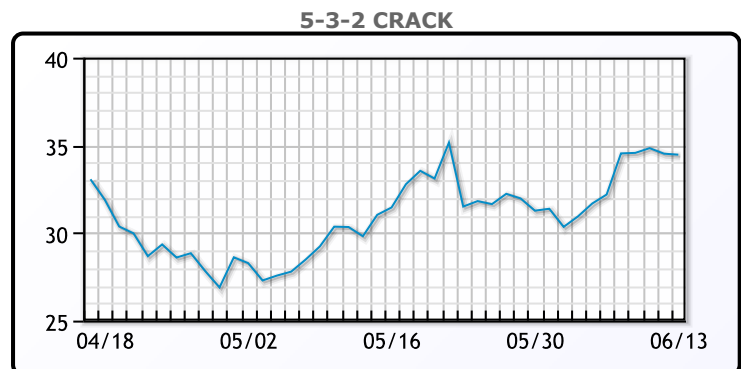
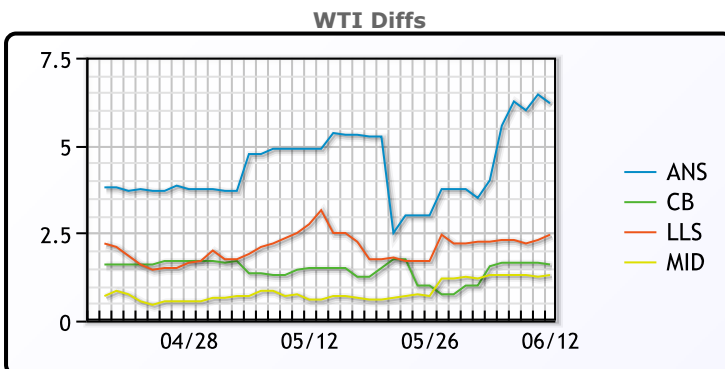


### CRUDE

	Last	Week Ago	Month Ago
ANS	73.32	76.15	75.39
BLS	68.72	73.7	71.54
LLS	69.57	74.4	72.54
Mid	68.42	73.45	70.74
WTI	67.12	72.15	70.04

### PRODUCTS

	Last	Week Ago	Month Ago
Gulf RBOB	245.385	250.94	235.27
Gulf ULSD	224.51	232	226.875
NYH RBOB	257.135	263.44	247.52
NYH ULSD	232.41	238.6	230.675
USGC 3%	61.375	61.625	58.625



**3-2-1 Crack**



**Gulf 3-2-1 Crack**



**NGLs**

**MB**

	Last	Week Ago	Month Ago
Butane	35.3	55	62.5
IsoButane	67.3	75	76
Natural Gasoline	130.3	140	139
Propane	55.4	59.9	64

**CONWAY**

	Last	Week Ago	Month Ago
Butane	57.8	67	69
IsoButane	75	78.5	80
Natural Gasoline	134.8	81.6	144.5
Propane	52.9	60	63.6

**MB NON**

	Last	Week Ago	Month Ago
Butane	60.3	70	72.5
IsoButane	67.3	75	76
Natural Gasoline	129.3	139	140.5
Propane	55.3	59.8	63

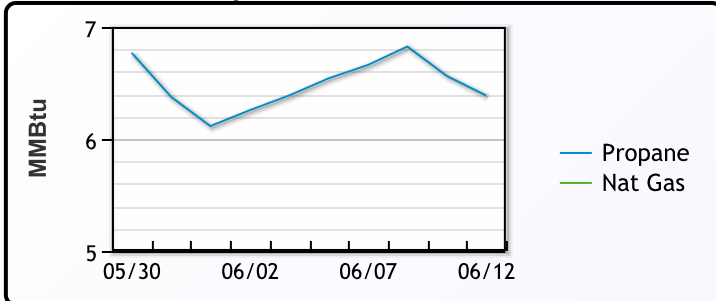
**EDMONTON**

	Last	Week Ago	Month Ago
Propane	35.9	41.5	47.1

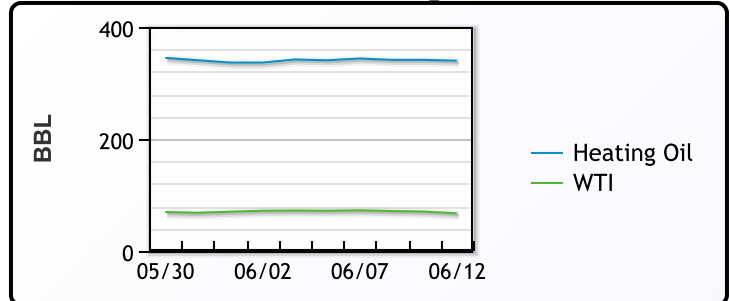
**SARNIA**

	Last	Week Ago	Month Ago
Propane	76	71.8	83.8

**Propane MT.B Tet vs Nat Gas**



**WTI vs Heating Oil**



**FX**

	Last	Change
CAD	1.3367	-0.0001
DXY	103.58	-0.074
Gold	1958.42	0.58

**RATES**

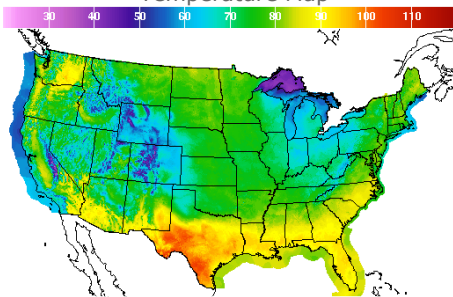
	Last	Change
US 2yr	4.5728	-0.0042
US 10yr	3.7356	0
CAN 10yr	3.347	-0.025

**EQUITIES**

	Last	Change
Nasdaq	13461.92	202.78
TSX	1198.19	2.162
S&P 500	4338.93	40.07

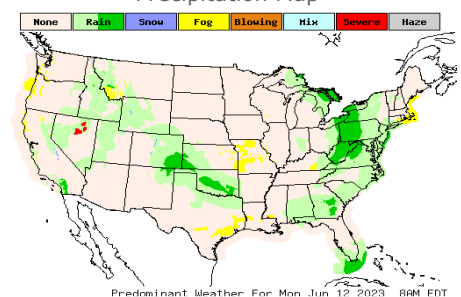
**Weather Data**

**Temperature Map**



City	HIGH °F	LOW °F
Calgary	79	54
Conway	80	56
Cushing	75	59
Denver	64	52
Houston	97	76
Mont Belvieu	91	75
Sarnia	59	52
Williston	80	55

**Precipitation Map**



This report has been prepared by PFL Petroleum Limited personnel for your information only and the views expressed are intended to provide market commentary and are not recommendations. This report is not an offer to sell or a solicitation of any offer to buy any security. The information contained herein has been compiled by PFL from sources believed to be reliable, but no representation or warranty, express or implied, is made by PFL Petroleum Limited, its affiliates or any other person as to its accuracy, completeness or correctness. Copyright 2017 PFL Petroleum Limited. All Rights Reserved