



# MARKET DAILY

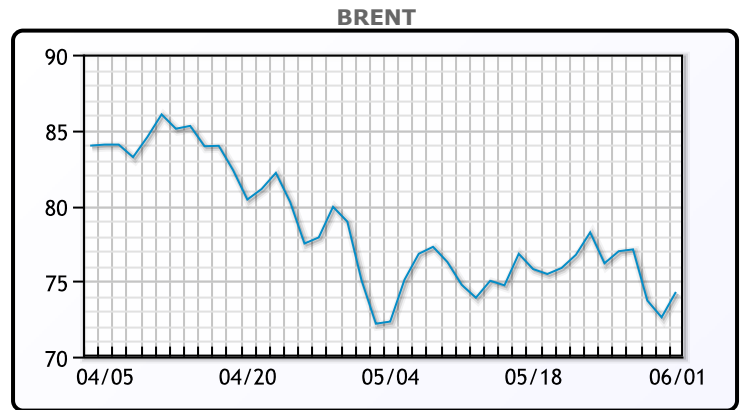
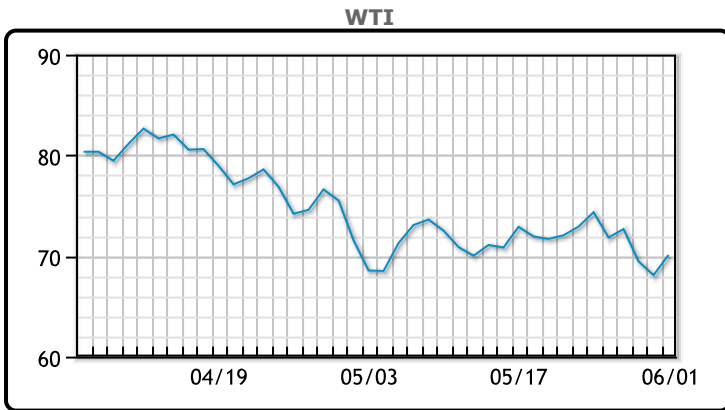
<https://www.pflpetroleum.com>  
 1865 Veterans Park Dr. Suite 303  
 Naples, Florida 34109  
 Phone: 239-390-2885  
 Fax: 239-949-0611  
 Jun 1, 2023 6:06 PM

Major Energy Futures		
	Settle	Change
Brent	74.65	1.68
Gas Oil	681.5	-9.5
Natural Gas	2.158	-0.108
RBOB	243.62	-0.76
ULSD	231.47	6.38
WTI	70.10	2.01

**Market Commentary**

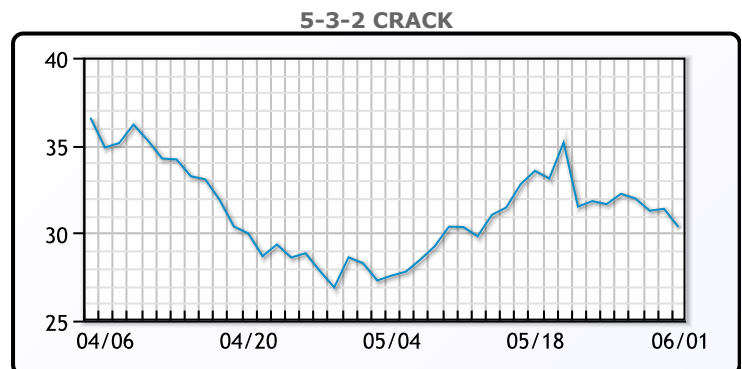
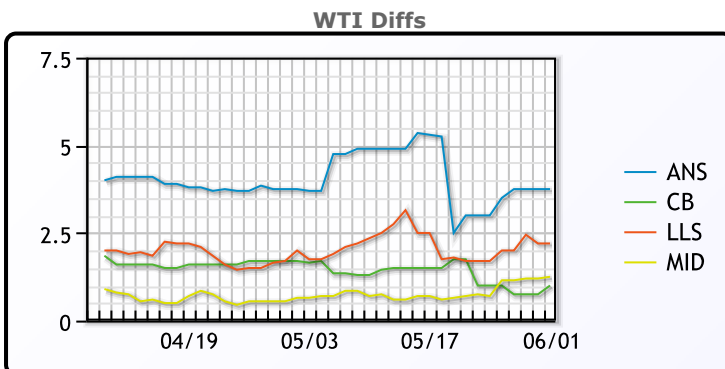
Oil prices rose today by the most in two weeks ahead of the OPEC+ meeting Sunday. The short sellers have come out to play big time in the last several days and Saudi Arabia's energy minister is warning them to tread lightly. Sources have indicated that the group is not expected to cut production but Saudi Arabia has been known to break from the group and do cuts of their own. "The OPEC+ meeting this weekend may be leading to a little caution around those (low price) levels, particularly in light of the 'watch out' warning from the Saudi energy minister," OANDA analyst Craig Erlam said. Tomorrow's EIA report will be interesting, particularly to see implied fuel demand headed into Memorial Day weekend. WTI traded up \$2.01 or 3% to close at \$70.10. Brent traded up \$1.68 or 2.3% to close at \$74.65.

## Crude & Product Markets

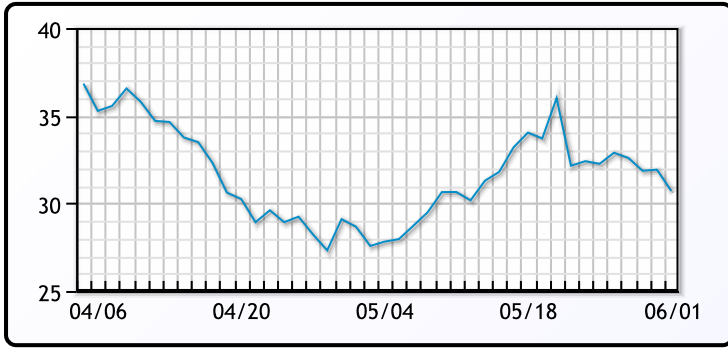


CRUDE			
	Last	Week Ago	Month Ago
ANS	73.85	75.03	79.36
BLS	71.1	72.53	77.31
LLS	72.3	73.53	77.41
Mid	71.35	72.68	76.31
WTI	70.1	71.53	75.66

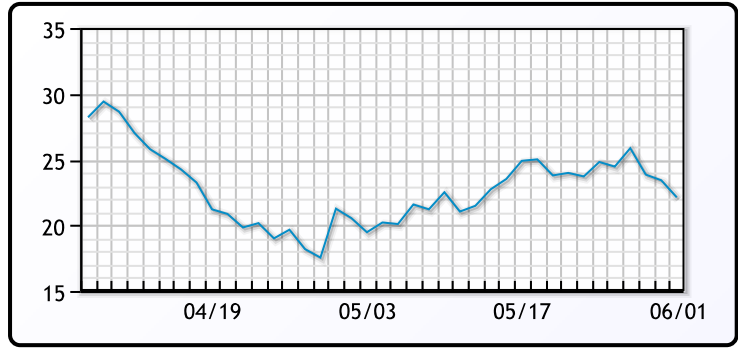
PRODUCTS			
	Last	Week Ago	Month Ago
Gulf RBOB	238.12	250.26	247.79
Gulf ULSD	225.97	228.335	234.23
NYH RBOB	257.62	272.35	260.04
NYH ULSD	232.345	234.87	238.73
USGC 3%	59.875	60.375	62.875



**3-2-1 Crack**



**Gulf 3-2-1 Crack**



**NGLs**

**MB**

	Last	Week Ago	Month Ago
Butane	63.5	69.625	78.5
IsoButane	73.5	81.125	87.5
Natural Gasoline	138	144	153
Propane	56.75	62.875	70.25

**CONWAY**

	Last	Week Ago	Month Ago
Butane	64.5	71	79
IsoButane	74.5	84	92
Natural Gasoline	145.5	159	156
Propane	56	61.5	69.375

**MB NON**

	Last	Week Ago	Month Ago
Butane	66.5	73.625	82.5
IsoButane	73.5	81.125	87.5
Natural Gasoline	135.75	149.5	150.5
Propane	57	61.6	70.1

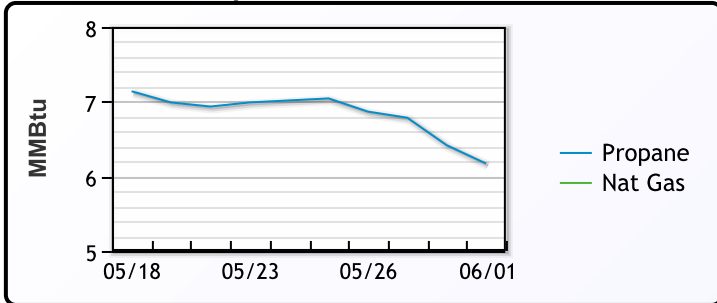
**EDMONTON**

	Last	Week Ago	Month Ago
Propane	38	43	51.8

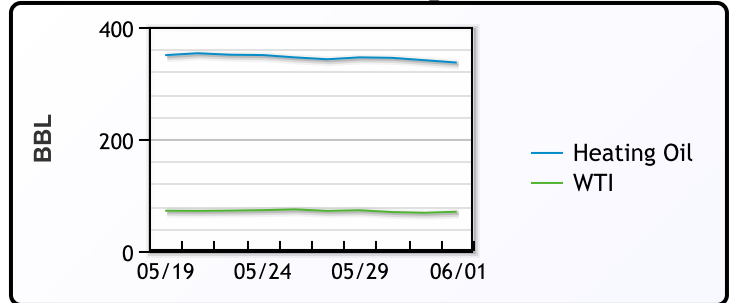
**SARNIA**

	Last	Week Ago	Month Ago
Propane	73.8	79.8	92.5

**Propane MT.B Tet vs Nat Gas**



**WTI vs Heating Oil**



**FX**

	Last	Change
CAD	1.3448	-0.0001
DXY	103.563	-0.763
Gold	1977.6	-0.01

**RATES**

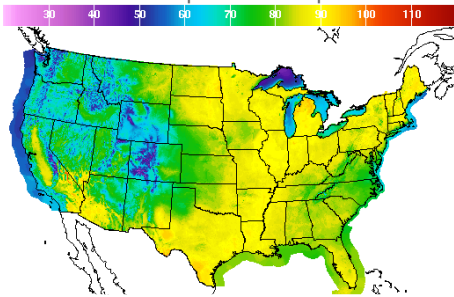
	Last	Change
US 2yr	4.3408	-0.0619
US 10yr	3.595	-0.0476
CAN 10yr	3.158	-0.029

**EQUITIES**

	Last	Change
Nasdaq	13100.98	165.69
TSX	1182.297	5.36
S&P 500	4221.02	41.19

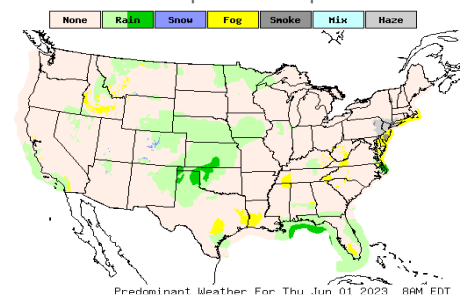
**Weather Data**

**Temperature Map**



City	HIGH °F	LOW °F
Calgary	53	49
Conway	86	62
Cushing	82	65
Denver	67	54
Houston	90	73
Mont Belvieu	87	72
Sarnia	78	60
Williston	87	60

**Precipitation Map**



This report has been prepared by PFL Petroleum Limited personnel for your information only and the views expressed are intended to provide market commentary and are not recommendations. This report is not an offer to sell or a solicitation of any offer to buy any security. The information contained herein has been compiled by PFL from sources believed to be reliable, but no representation or warranty, express or implied, is made by PFL Petroleum Limited, its affiliates or any other person as to its accuracy, completeness or correctness. Copyright 2017 PFL Petroleum Limited. All Rights Reserved