



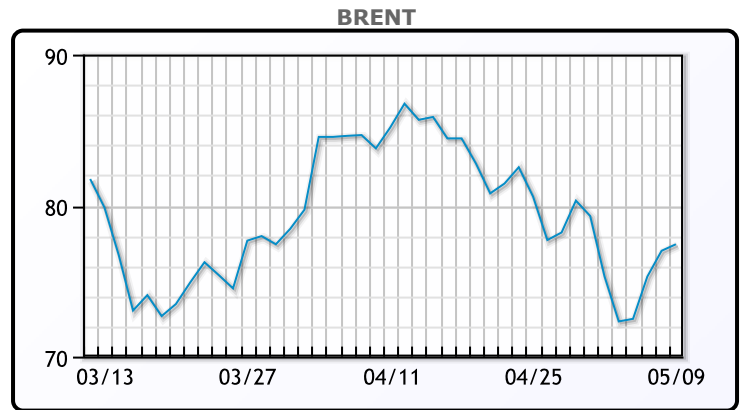
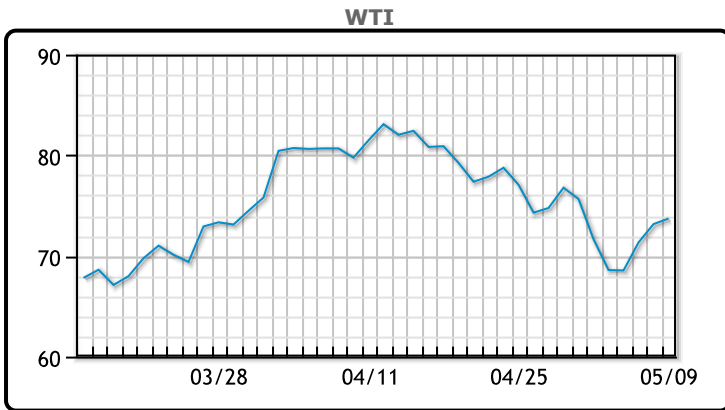
# MARKET DAILY

<https://www.pflpetroleum.com>  
 1865 Veterans Park Dr. Suite 303  
 Naples, Florida 34109  
 Phone: 239-390-2885  
 Fax: 239-949-0611  
 May 9, 2023 7:28 PM

Major Energy Futures		
	Settle	Change
Brent	77.44	0.43
Gas Oil	675.25	19.75
Natural Gas	2.267	0.029
RBOB	247.99	1.83
ULSD	239.02	1.25
WTI	73.71	0.55

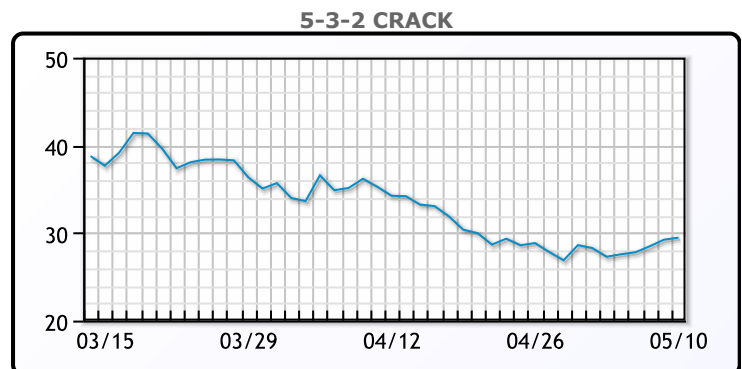
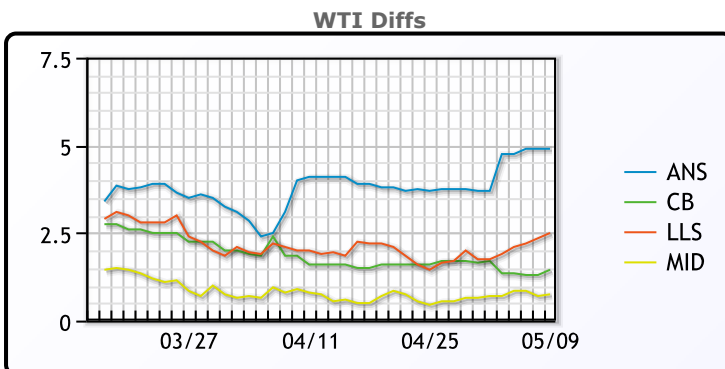
**Market Commentary**  
 Oil prices ticked up on Tuesday as the market weighed US government plans to refill the nations SPR. Energy Secretary Granholm said the administration could start buying back more crude for the SPR late this year. "We expect the seasonal rise in oil consumption and a drop in OPEC crude oil production to put some upward pressure on crude oil prices in the coming months," the Energy Information Administration said in its Short-Term Energy Outlook. The EIA also forecasts U.S. crude production will rise 5.1% to 12.53 million barrels per day this year, but lowered its output estimate for this year and next from previous forecasts. WTI traded up \$.55 or .8% to close at \$73.71. Brent traded up \$.43 or .6% to close at \$77.44.

## Crude & Product Markets

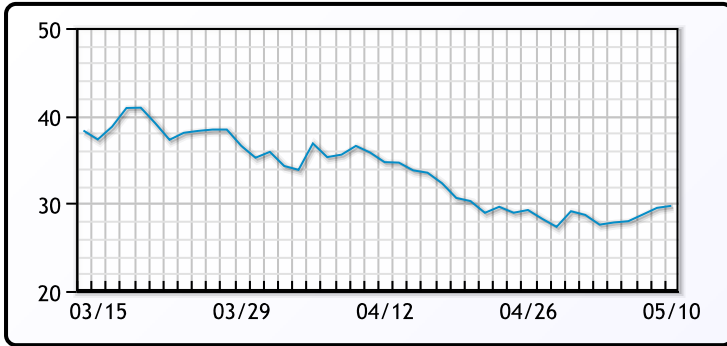


CRUDE			
	Last	Week Ago	Month Ago
ANS	78.61	75.36	84.8
BLS	75.16	73.36	82.3
LLS	76.21	73.41	82.7
Mid	74.46	72.36	81.5
WTI	73.71	71.66	80.7

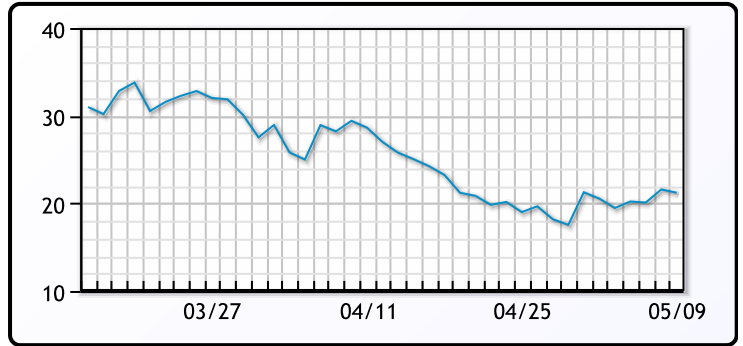
PRODUCTS			
	Last	Week Ago	Month Ago
Gulf RBOB	243.24	234.82	277.58
Gulf ULSD	234.77	226.42	261.8
NYH RBOB	252.49	248.57	258.08
NYH ULSD	239.02	228.92	269.55
USGC 3%	60.625	59.625	66.625



3-2-1 Crack



Gulf 3-2-1 Crack



NGLs

MB

	Last	Week Ago	Month Ago
Butane	68	72.4	95.3
IsoButane	81.3	78.5	98.3
Natural Gasoline	149.3	145	162.5
Propane	70.4	67.1	82

CONWAY

	Last	Week Ago	Month Ago
Butane	74.5	74.5	91
IsoButane	93	74.3	102
Natural Gasoline	155	148	158.5
Propane	69.8	65.6	80.3

MB NON

	Last	Week Ago	Month Ago
Butane	78	77.4	98
IsoButane	81.3	78.5	107.5
Natural Gasoline	149	143.5	160.5
Propane	69.6	66.3	82.3

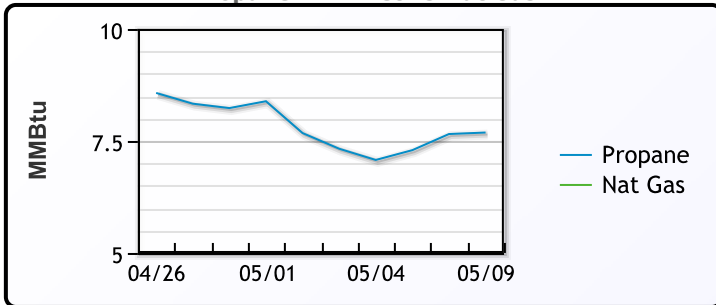
EDMONTON

	Last	Week Ago	Month Ago
Propane	52	47.6	61

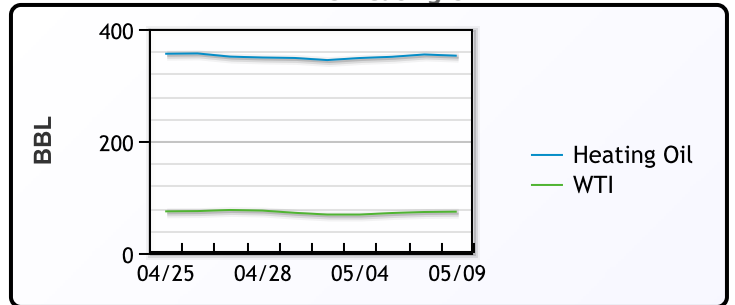
SARNIA

	Last	Week Ago	Month Ago
Propane	85	86.8	99.5

Propane MT.B Tet vs Nat Gas



WTI vs Heating Oil



FX

	Last	Change
CAD	1.3378	-0.0006
DXY	101.605	0.228
Gold	2037.13	2.57

RATES

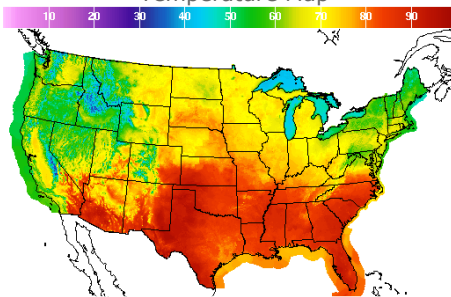
	Last	Change
US 2yr	4.0221	0.0209
US 10yr	3.5186	0.0114
CAN 10yr	2.949	-0.03

EQUITIES

	Last	Change
Nasdaq	12179.55	-77.37
TSX	1241.645	-1.394
S&P 500	4119.17	-18.95

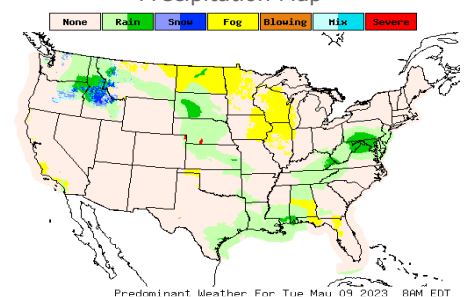
Weather Data

Temperature Map



City	HIGH °F	LOW °F
Calgary	57	43
Conway	68	44
Cushing	85	66
Denver	76	49
Houston	79	70
Mont Belvieu	80	69
Sarnia	55	43
Williston	70	47

Precipitation Map



This report has been prepared by PFL Petroleum Limited personnel for your information only and the views expressed are intended to provide market commentary and are not recommendations. This report is not an offer to sell or a solicitation of any offer to buy any security. The information contained herein has been compiled by PFL from sources believed to be reliable, but no representation or warranty, express or implied, is made by PFL Petroleum Limited, its affiliates or any other person as to its accuracy, completeness or correctness. Copyright 2017 PFL Petroleum Limited. All Rights Reserved