



# MARKET DAILY

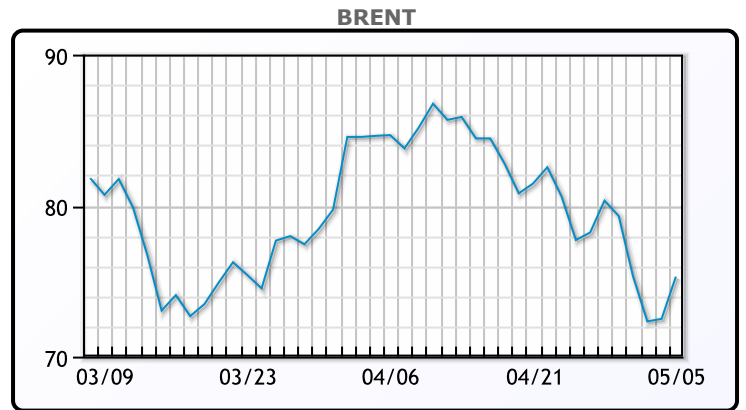
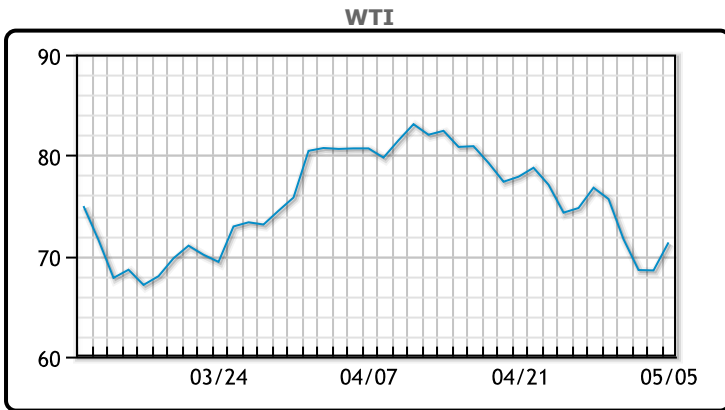
<https://www.pflpetroleum.com>  
 1865 Veterans Park Dr. Suite 303  
 Naples, Florida 34109  
 Phone: 239-390-2885  
 Fax: 239-949-0611  
 May 8, 2023 6:47 PM

Major Energy Futures		
	Settle	Change
Brent	77.01	1.71
Gas Oil	670.75	11.75
Natural Gas	2.137	-0.069
RBOB	237.9	0.38
ULSD	231.47	0.64
WTI	73.16	1.82

**Market Commentary**

Oil prices rose today rallying back after recession fears began to ease. A healthy US jobs report for April helped oil prices climb on Friday of last week. "Oil's rebound (on Monday) follows energy stocks' comeback on Wall Street last Friday after the U.S. reported strong job data, which eased concerns about an imminent economic recession," said CMC Markets analyst Tina Teng. Also supporting oil prices, Alberta declared a state of emergency over the weekend in response to wildfires that have displaced nearly 30,000 people and prompted energy producers to shut in at least 185,000 barrels of oil equivalent per day (boepd), about 2% of Canada's output. "An oversold market condition combined with Brent managing to find support ahead of the March low forced recently established short sellers to seek cover, potentially highlighting that the recent sell-off was overdone," he said. WTI traded up \$1.82 or 2.6% to close at \$73.16. Brent traded up \$1.71 or 2.3% to close at \$77.01.

## Crude & Product Markets

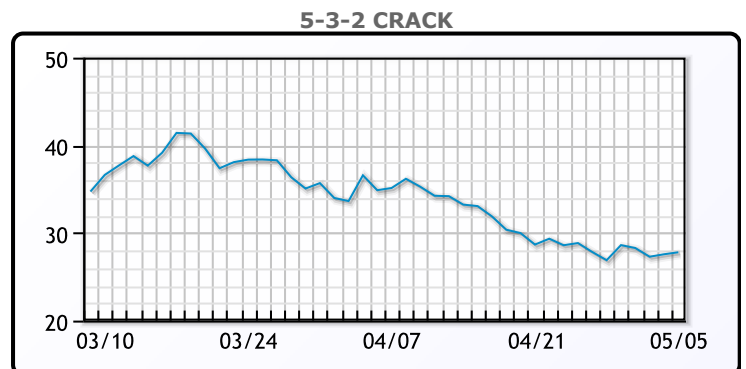
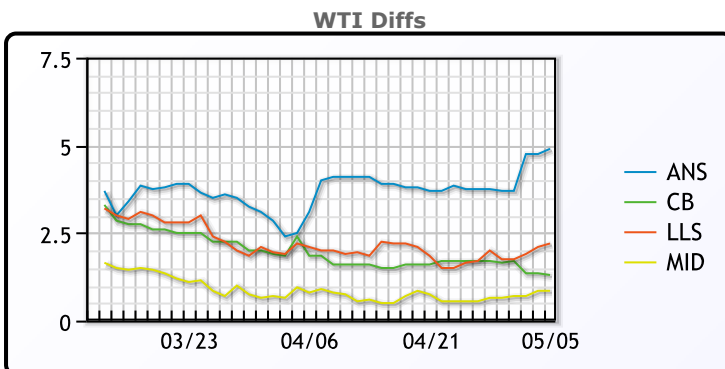


**CRUDE**

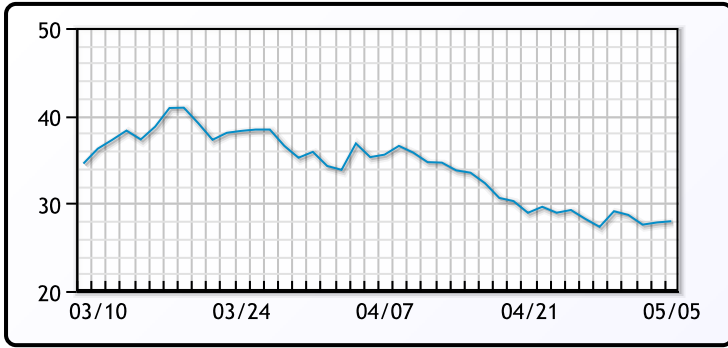
	Last	Week Ago	Month Ago
ANS	76.24	80.53	84.61
BLS	72.64	78.48	82.46
LLS	73.54	78.78	82.61
Mid	72.19	77.43	81.51
WTI	71.34	76.78	80.61

**PRODUCTS**

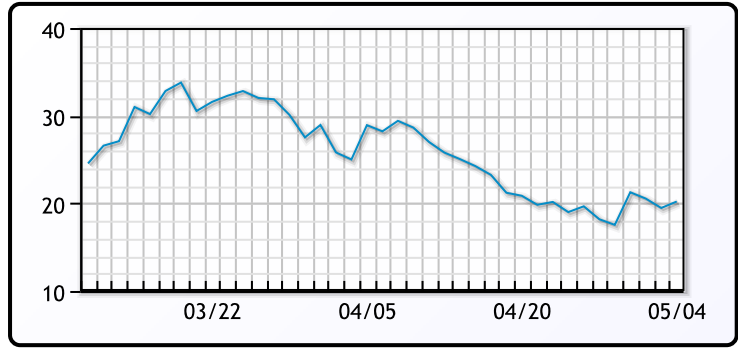
	Last	Week Ago	Month Ago
Gulf RBOB	232.9	243.51	278.01
Gulf ULSD	227.595	232.335	268.225
NYH RBOB	241.9	260.26	257.01
NYH ULSD	231.97	237.46	276.6
USGC 3%	57.875	64.375	66.875



3-2-1 Crack



Gulf 3-2-1 Crack



NGLs

MB

	Last	Week Ago	Month Ago
Butane	72.8	83.3	93
IsoButane	81	104.5	106.5
Natural Gasoline	141.9	162	162.5
Propane	70.1	76.8	82.5

CONWAY

	Last	Week Ago	Month Ago
Butane	74	83.3	91.5
IsoButane	79	104.5	101.5
Natural Gasoline	147.8	168.5	159
Propane	69.3	73.8	80.5

MB NON

	Last	Week Ago	Month Ago
Butane	77.8	85.8	98.5
IsoButane	81	104.5	106.5
Natural Gasoline	141.9	160	160.5
Propane	69.4	75.5	82.5

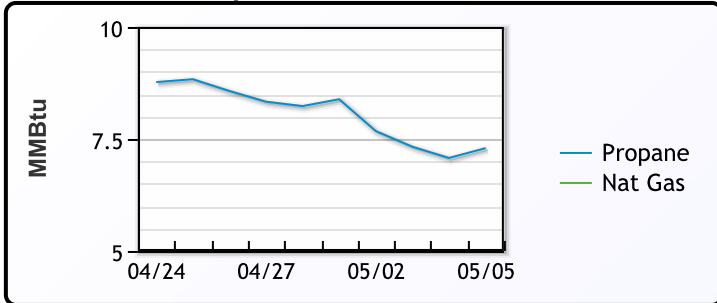
EDMONTON

	Last	Week Ago	Month Ago
Propane	52.5	53.3	61.3

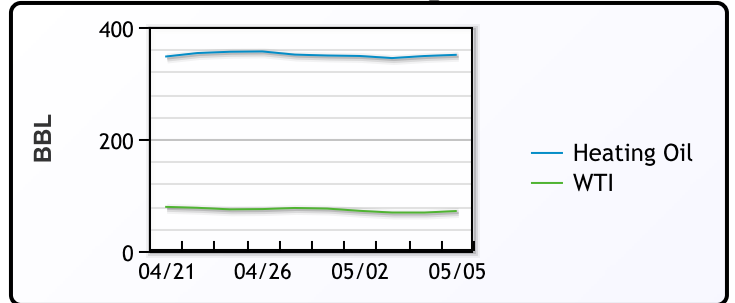
SARNIA

	Last	Week Ago	Month Ago
Propane	82.8	92.5	98.8

Propane MT.B Tet vs Nat Gas



WTI vs Heating Oil



FX

	Last	Change
CAD	1.3375	-0.0164
DXY	101.214	-0.185
Gold	2016.79	-33.49

RATES

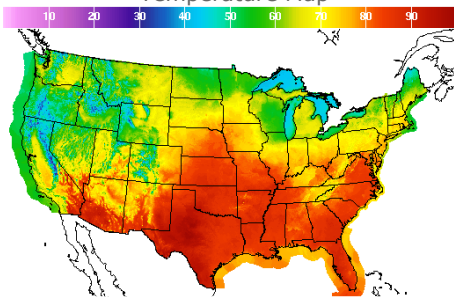
	Last	Change
US 2yr	3.9139	0.1236
US 10yr	3.437	0.0583
CAN 10yr	2.909	0.113

EQUITIES

	Last	Change
Nasdaq	12235.41	269.01
TSX	1240.698	18.401
S&P 500	4136.25	75.03

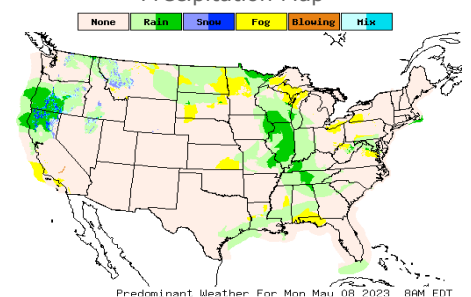
Weather Data

Temperature Map



City	HIGH °F	LOW °F
Calgary	58	46
Conway	53	47
Cushing	86	63
Denver	71	49
Houston	86	70
Mont Belvieu	82	68
Sarnia	53	44
Williston	59	47

Precipitation Map



This report has been prepared by PFL Petroleum Limited personnel for your information only and the views expressed are intended to provide market commentary and are not recommendations. This report is not an offer to sell or a solicitation of any offer to buy any security. The information contained herein has been compiled by PFL from sources believed to be reliable, but no representation or warranty, express or implied, is made by PFL Petroleum Limited, its affiliates or any other person as to its accuracy, completeness or correctness. Copyright 2017 PFL Petroleum Limited. All Rights Reserved