



MARKET DAILY

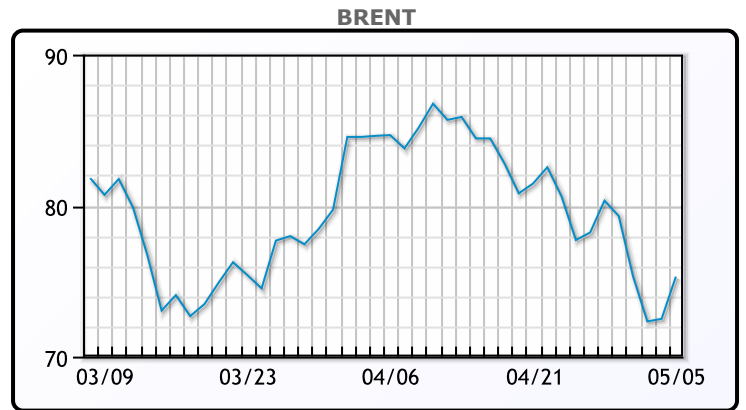
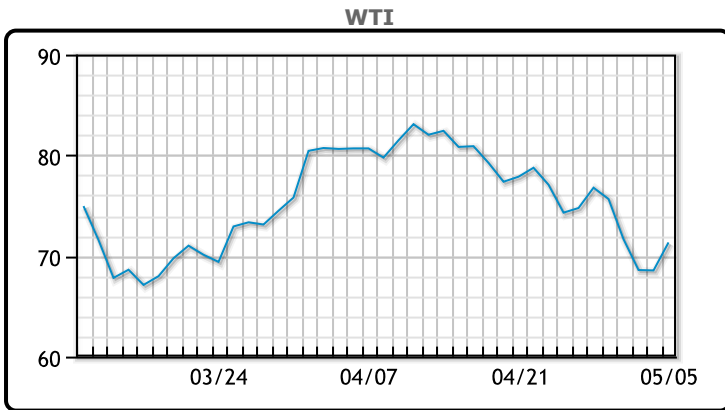
<https://www.pflpetroleum.com>
 1865 Veterans Park Dr. Suite 303
 Naples, Florida 34109
 Phone: 239-390-2885
 Fax: 239-949-0611
 May 5, 2023 7:59 PM

Major Energy Futures		
	Settle	Change
Brent	75.3	2.8
Gas Oil	670.75	11.75
Natural Gas	2.137	-0.069
RBOB	237.9	0.38
ULSD	231.47	0.64
WTI	71.34	2.78

Market Commentary

Oil prices rose on Friday but fell for a third straight week in a row. "Crude is trying to reverse the recent washout in prices triggered by higher interest rates and recession fears mostly in the banking sector," said Dennis Kissler, senior vice president of trading at BOK Financial. A better than expected jobs report helped ease some fears of an imminent economic downturn, spurring in part by trouble in the banking sector. Also weighing on prices was poor factory activity data out of China for the month of April. WTI traded up \$2.78 or 4.1% to close \$71.34. Brent traded up \$2.80 or -3.9% to close at \$75.30.

Crude & Product Markets

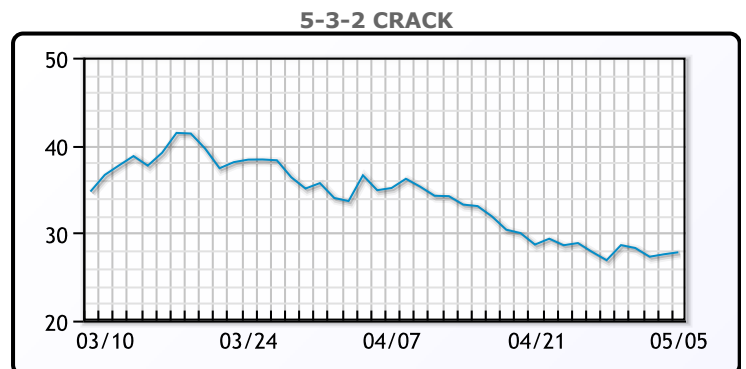
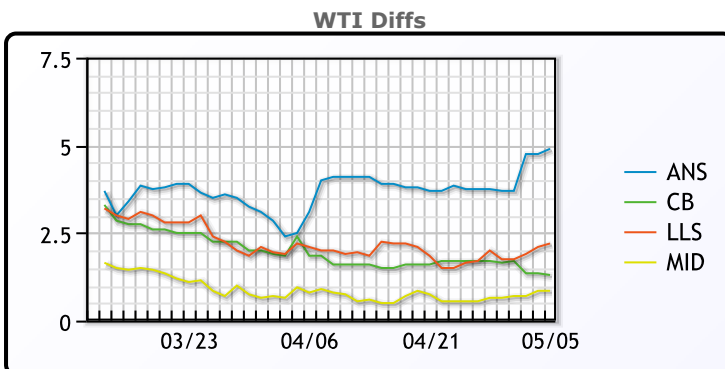


CRUDE

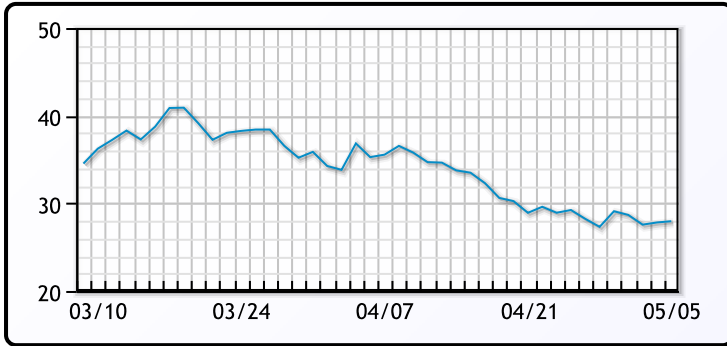
	Last	Week Ago	Month Ago
ANS	76.24	80.53	84.61
BLS	72.64	78.48	82.46
LLS	73.54	78.78	82.61
Mid	72.19	77.43	81.51
WTI	71.34	76.78	80.61

PRODUCTS

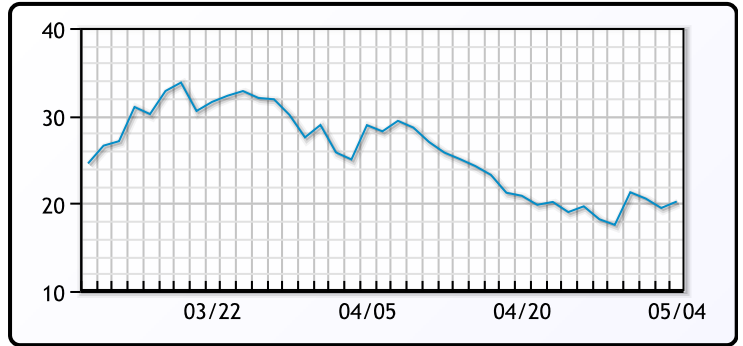
	Last	Week Ago	Month Ago
Gulf RBOB	232.9	243.51	278.01
Gulf ULSD	227.595	232.335	268.225
NYH RBOB	241.9	260.26	257.01
NYH ULSD	231.97	237.46	276.6
USGC 3%	57.875	64.375	66.875



3-2-1 Crack



Gulf 3-2-1 Crack



NGLs

MB

	Last	Week Ago	Month Ago
Butane	72.8	83.3	93
IsoButane	81	104.5	106.5
Natural Gasoline	141.9	162	162.5
Propane	70.1	76.8	82.5

CONWAY

	Last	Week Ago	Month Ago
Butane	74	83.3	91.5
IsoButane	79	104.5	101.5
Natural Gasoline	147.8	168.5	159
Propane	69.3	73.8	80.5

MB NON

	Last	Week Ago	Month Ago
Butane	77.8	85.8	98.5
IsoButane	81	104.5	106.5
Natural Gasoline	141.9	160	160.5
Propane	69.4	75.5	82.5

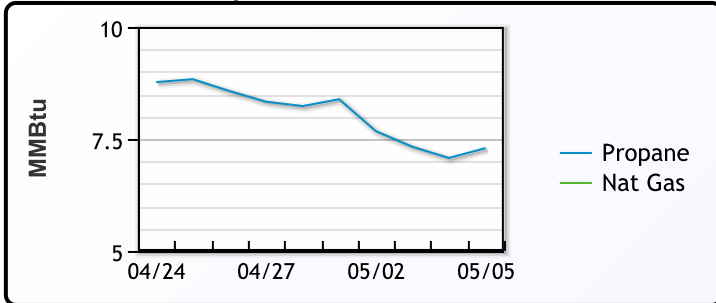
EDMONTON

	Last	Week Ago	Month Ago
Propane	52.5	53.3	61.3

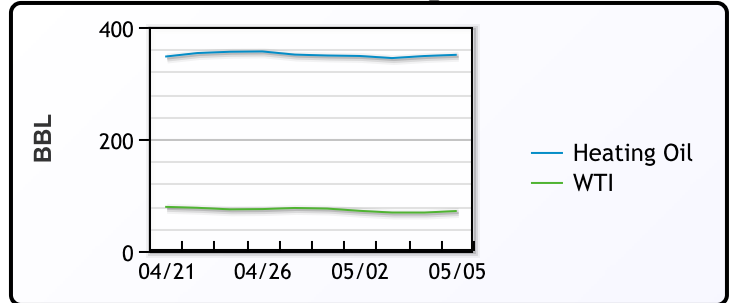
SARNIA

	Last	Week Ago	Month Ago
Propane	82.8	92.5	98.8

Propane MT.B Tet vs Nat Gas



WTI vs Heating Oil



FX

	Last	Change
CAD	1.3375	-0.0164
DXY	101.214	-0.185
Gold	2016.79	-33.49

RATES

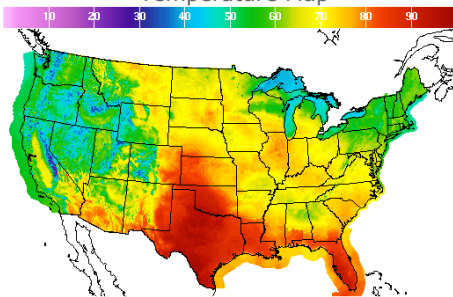
	Last	Change
US 2yr	3.9139	0.1236
US 10yr	3.437	0.0583
CAN 10yr	2.909	0.113

EQUITIES

	Last	Change
Nasdaq	12235.41	269.01
TSX	1240.698	18.401
S&P 500	4136.25	75.03

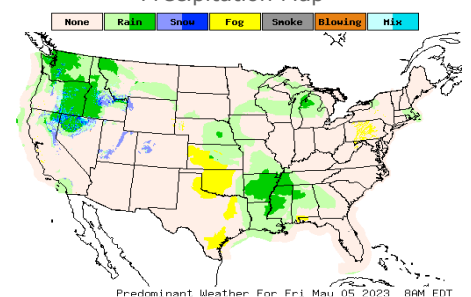
Weather Data

Temperature Map



City	HIGH °F	LOW °F
Calgary	70	50
Conway	63	46
Cushing	82	57
Denver	73	49
Houston	92	73
Mont Belvieu	87	72
Sarnia	59	42
Williston	66	46

Precipitation Map



This report has been prepared by PFL Petroleum Limited personnel for your information only and the views expressed are intended to provide market commentary and are not recommendations. This report is not an offer to sell or a solicitation of any offer to buy any security. The information contained herein has been compiled by PFL from sources believed to be reliable, but no representation or warranty, express or implied, is made by PFL Petroleum Limited, its affiliates or any other person as to its accuracy, completeness or correctness. Copyright 2017 PFL Petroleum Limited. All Rights Reserved