



MARKET DAILY

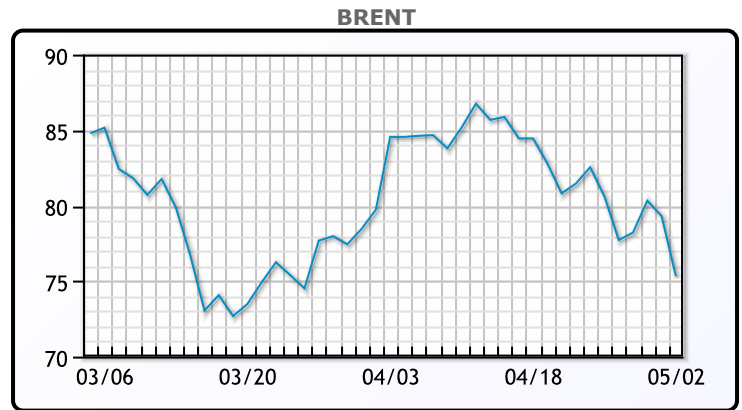
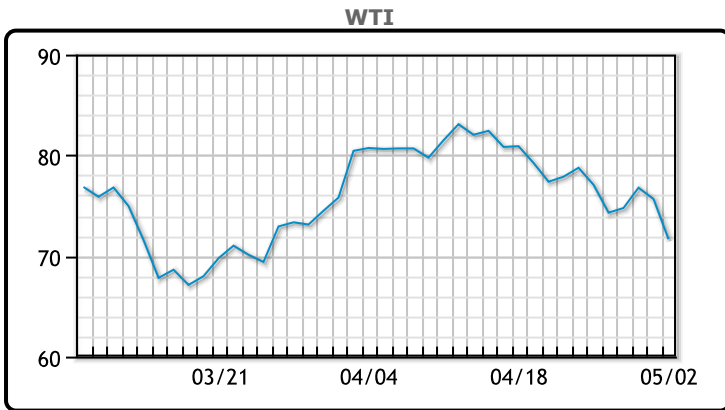
<https://www.pflpetroleum.com>
 1865 Veterans Park Dr. Suite 303
 Naples, Florida 34109
 Phone: 239-390-2885
 Fax: 239-949-0611
 May 3, 2023 7:44 PM

Major Energy Futures		
	Settle	Change
Brent	75.32	-3.99
Gas Oil	661	-4
Natural Gas	2.214	-0.104
RBOB	243.57	-11.47
ULSD	228.92	-9.31
WTI	71.66	-4

Market Commentary

Oil prices fell again today extending yesterday's steep losses as the market fretted on economic woes. The fed raised interest rates today by another quarter point but indicated a pause on any future rate hikes while they reassess the market, fallout from recent bank failures, and the political standoff over the debt ceiling. "The Fed going into a pause mode should be very supportive for the price of oil," said Phil Flynn, an analyst at Price Futures Group. "The big question is whether or not we're going to have more shoes drop in the banking sector." Pressuring prices, gasoline inventories rose by 1.7MM/bbls last week, despite a 1.2MM/bbl drop expected. Crude inventories fell by 1.3MM/bbls compared to a forecasted 1.1MM/bbl drop. WTI traded down \$3.06 or -4.3% to close at \$68.60. Brent traded down \$2.99 or -4% to close at \$72.33.

Crude & Product Markets

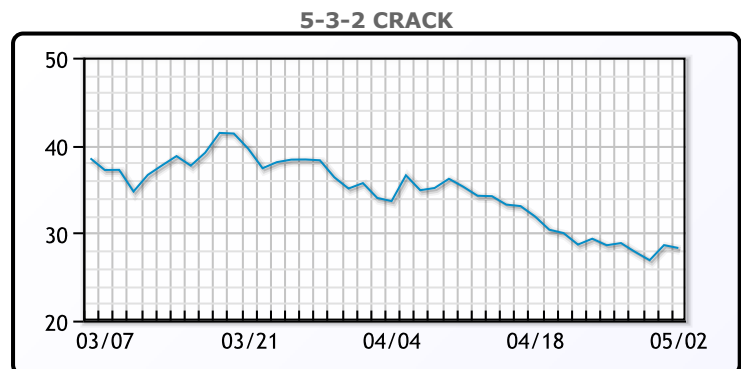
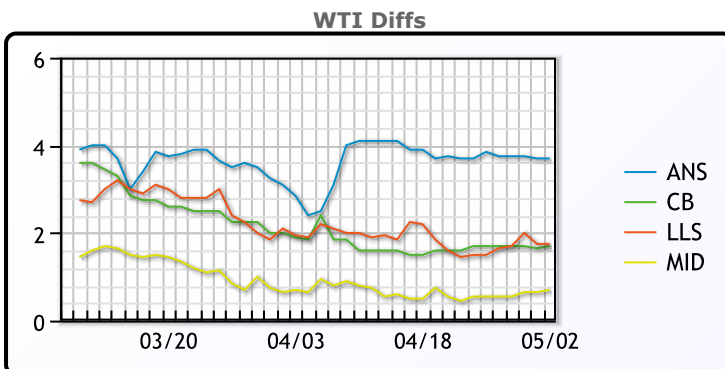


CRUDE

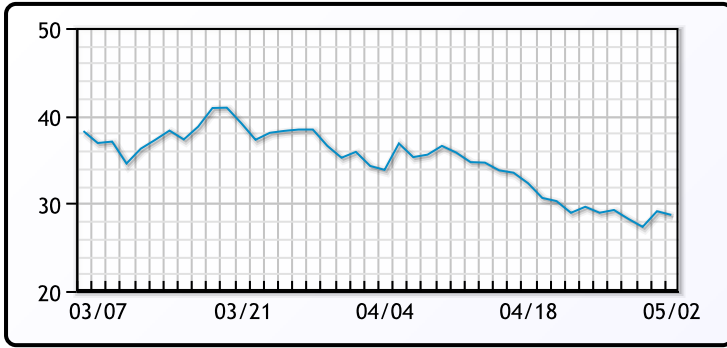
	Last	Week Ago	Month Ago
ANS	75.36	80.92	78.07
BLS	73.36	78.77	77.52
LLS	73.41	78.57	77.57
Mid	72.36	77.62	76.32
WTI	71.66	77.07	75.67

PRODUCTS

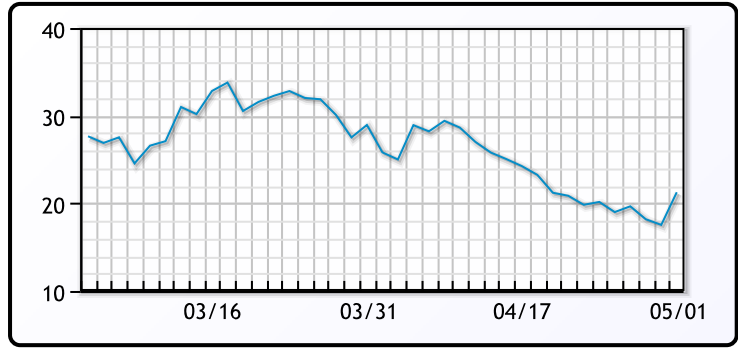
	Last	Week Ago	Month Ago
Gulf RBOB	234.82	246.955	264.6
Gulf ULSD	226.42	238.895	257.56
NYH RBOB	248.57	259.985	243.8
NYH ULSD	228.92	244.36	267.505
USGC 3%	59.625	64.875	61.875



3-2-1 Crack



Gulf 3-2-1 Crack



NGLs

MB

	Last	Week Ago	Month Ago
Butane	73.125	88.5	90.25
IsoButane	81.125	101.25	100.25
Natural Gasoline	145	159.5	157.3
Propane	67	78.625	78.625

CONWAY

	Last	Week Ago	Month Ago
Butane	75.25	89.5	89.5
IsoButane	80	103.25	102
Natural Gasoline	150	163	158
Propane	65.75	77.75	74.875

MB NON

	Last	Week Ago	Month Ago
Butane	77.125	93.5	93.25
IsoButane	81.125	101.25	100.25
Natural Gasoline	143.5	157.25	154
Propane	66.3	78.5	77.6

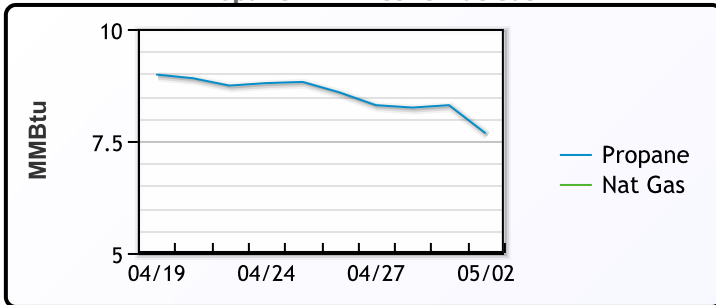
EDMONTON

	Last	Week Ago	Month Ago
Propane	47.6	59.5	55.5

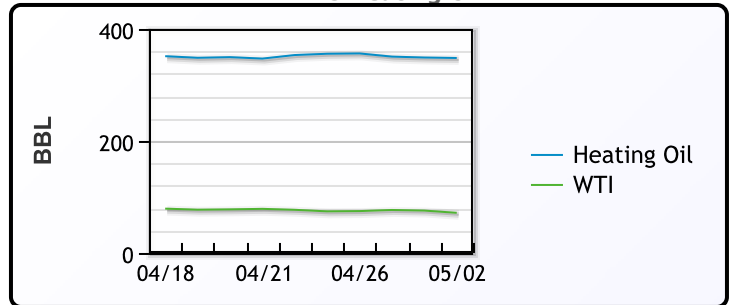
SARNIA

	Last	Week Ago	Month Ago
Propane	86.8	96.3	94.3

Propane MT.B Tet vs Nat Gas



WTI vs Heating Oil



FX

	Last	Change
CAD	1.3626	0
DXY	101.958	-0.193
Gold	2016.15	-0.53

RATES

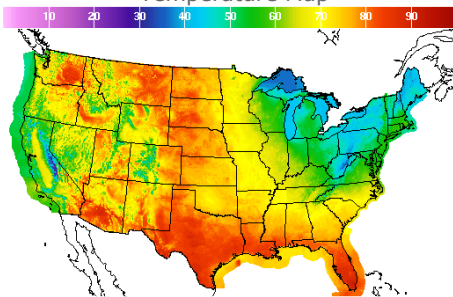
	Last	Change
US 2yr	3.9613	-0.1794
US 10yr	3.4239	-0.1442
CAN 10yr	2.824	-0.148

EQUITIES

	Last	Change
Nasdaq	12080.51	-132.09
TSX	1231.002	-13.382
S&P 500	4119.58	-48.29

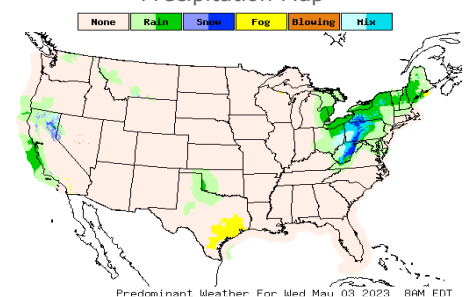
Weather Data

Temperature Map



City	HIGH °F	LOW °F
Calgary	79	52
Conway	72	46
Cushing	71	49
Denver	76	52
Houston	85	67
Mont Belvieu	82	65
Sarnia	47	35
Williston	79	48

Precipitation Map



This report has been prepared by PFL Petroleum Limited personnel for your information only and the views expressed are intended to provide market commentary and are not recommendations. This report is not an offer to sell or a solicitation of any offer to buy any security. The information contained herein has been compiled by PFL from sources believed to be reliable, but no representation or warranty, express or implied, is made by PFL Petroleum Limited, its affiliates or any other person as to its accuracy, completeness or correctness. Copyright 2017 PFL Petroleum Limited. All Rights Reserved