



MARKET DAILY

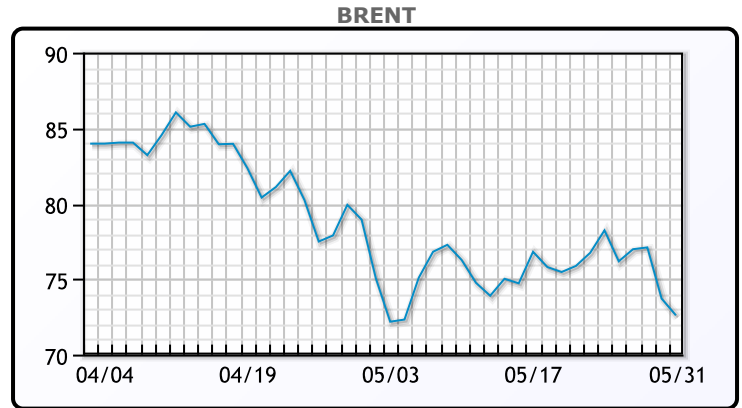
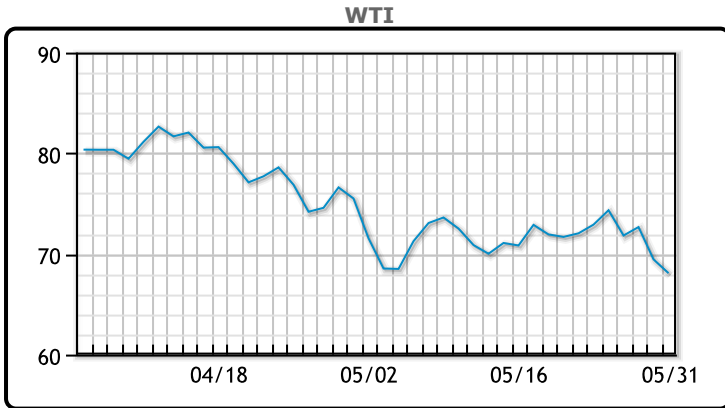
<https://www.pflpetroleum.com>
 1865 Veterans Park Dr. Suite 303
 Naples, Florida 34109
 Phone: 239-390-2885
 Fax: 239-949-0611
 May 31, 2023 6:53 PM

Major Energy Futures		
	Settle	Change
Brent	72.6	-1.11
Gas Oil	662.75	-17
Natural Gas	2.266	-0.061
RBOB	244.38	-3.54
ULSD	225.09	-1.81
WTI	68.09	0

Market Commentary

Oil prices were lower today pressured by a stronger dollar and continued fear over the US debt ceiling. The dollar index had some support today from cooling European inflation which was a drag on prices. Also dragging down prices, Chinese manufacturing data contracted faster than expected in May as weakening demand cut the PRCs manufacturing PMI. "We have weaker-than-expected Chinese data, the debt limit situation, two years of flat spending, and likely another rate hike next month weighing on markets," said Bob Yawger, director of energy futures at Mizuho. WTI traded down \$1.37 or -2% to close at \$68.09. Brent traded down \$1.11 to close at \$72.60.

Crude & Product Markets

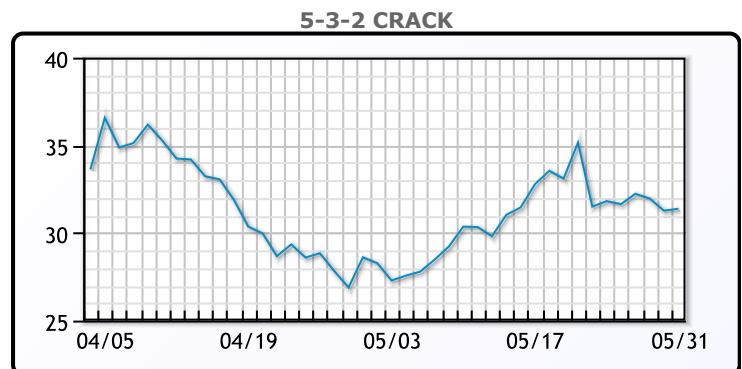
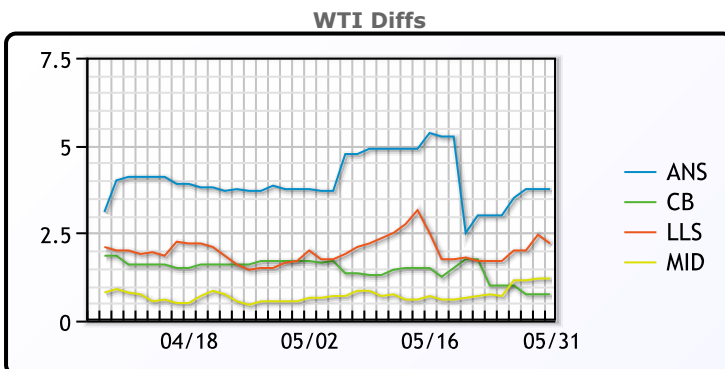


CRUDE

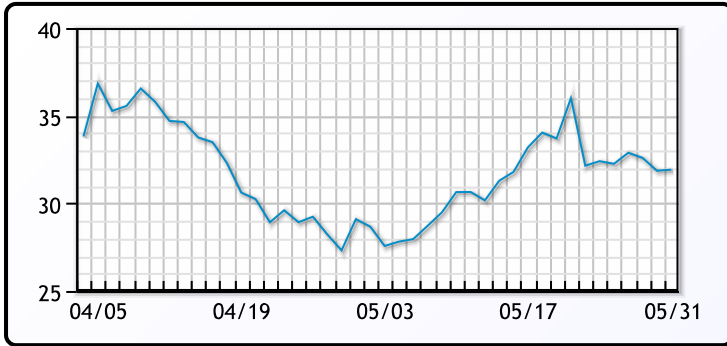
	Last	Week Ago	Month Ago
ANS	71.84	77.18	80.53
BLS	68.84	75.18	78.48
LLS	70.29	75.88	78.78
Mid	69.29	74.88	77.43
WTI	68.09	74.18	76.78

PRODUCTS

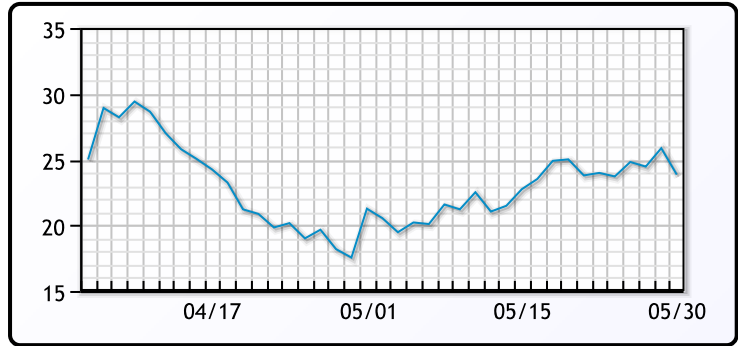
	Last	Week Ago	Month Ago
Gulf RBOB	238.255	258.125	243.51
Gulf ULSD	220.09	235.315	232.335
NYH RBOB	260.63	279.37	260.26
NYH ULSD	225.84	241.62	237.46
USGC 3%	56.625	61.875	64.375



3-2-1 Crack



Gulf 3-2-1 Crack



NGLs

MB

	Last	Week Ago	Month Ago
Butane	62.5	71.25	81.25
IsoButane	74.5	81.75	102.25
Natural Gasoline	135.3	149.3	162
Propane	56.5	64.5	76

CONWAY

	Last	Week Ago	Month Ago
Butane	64.5	72.5	84
IsoButane	80	85	104.5
Natural Gasoline	150	163	167
Propane	55.25	63.375	72.75

MB NON

	Last	Week Ago	Month Ago
Butane	66.5	75.25	86.25
IsoButane	74.5	81.75	102.25
Natural Gasoline	135.5	154	160
Propane	55	63.5	75.5

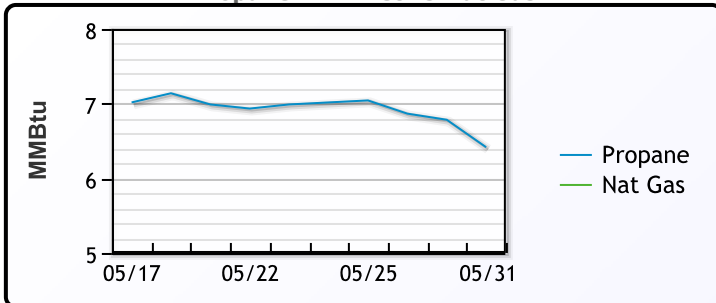
EDMONTON

	Last	Week Ago	Month Ago
Propane	36	45.3	53.3

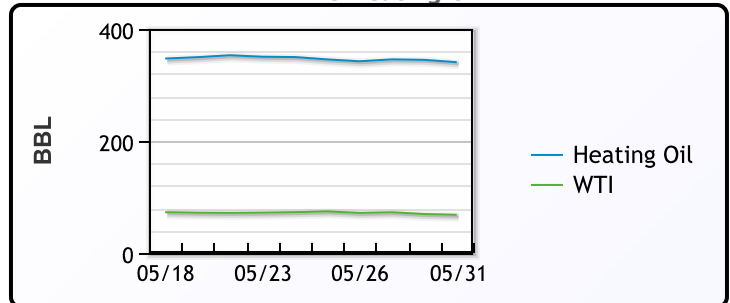
SARNIA

	Last	Week Ago	Month Ago
Propane	78.5	79.8	92.5

Propane MT.B Tet vs Nat Gas



WTI vs Heating Oil



FX

	Last	Change
CAD	1.3568	-0.0006
DXY	104.326	0.161
Gold	1966.49	3.76

RATES

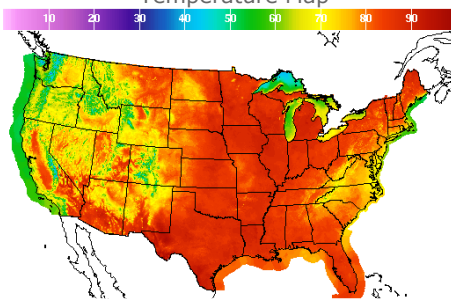
	Last	Change
US 2yr	4.4027	-0.0474
US 10yr	3.6426	-0.044
CAN 10yr	3.187	-0.07

EQUITIES

	Last	Change
Nasdaq	12935.29	-82.14
TSX	1176.937	-10.433
S&P 500	4179.83	-25.69

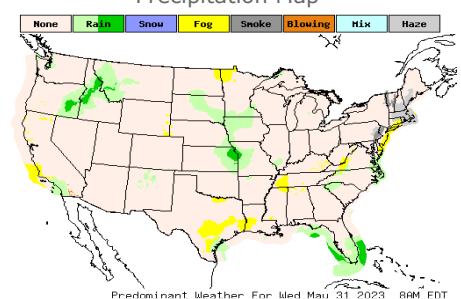
Weather Data

Temperature Map



City	HIGH °F	LOW °F
Calgary	75	49
Conway	84	60
Cushing	87	64
Denver	78	57
Houston	88	72
Mont Belvieu	85	69
Sarnia	85	61
Williston	83	61

Precipitation Map



This report has been prepared by PFL Petroleum Limited personnel for your information only and the views expressed are intended to provide market commentary and are not recommendations. This report is not an offer to sell or a solicitation of any offer to buy any security. The information contained herein has been compiled by PFL from sources believed to be reliable, but no representation or warranty, express or implied, is made by PFL Petroleum Limited, its affiliates or any other person as to its accuracy, completeness or correctness. Copyright 2017 PFL Petroleum Limited. All Rights Reserved