



# MARKET DAILY

<https://www.pflpetroleum.com>  
 1865 Veterans Park Dr. Suite 303  
 Naples, Florida 34109  
 Phone: 239-390-2885  
 Fax: 239-949-0611  
 May 30, 2023 8:59 PM

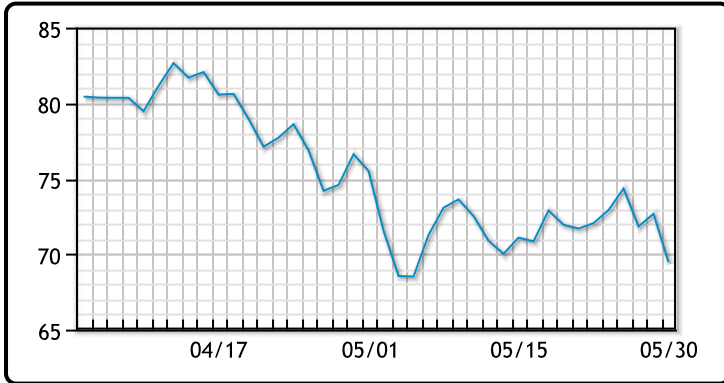
Major Energy Futures		
	Settle	Change
Brent	73.54	-3.53
Gas Oil	672.25	-17
Natural Gas	2.327	-0.09
RBOB	259.59	-10.75
ULSD	228.08	2.31
WTI	69.46	-3.21

## Market Commentary

Oil prices sank today on concerns that congress will not ratify the latest US spending deal. "The big elephant in the room is the continued drama over the debt ceiling," said Phil Flynn, an analyst at Price Futures Group. "Until we get the votes, the market is going to be on edge." There has also been mixed messaging from the major oil producers regarding Sundays OPEC+ meeting and the question of production volumes. In April, Saudi Arabia and other members of OPEC+ announced further oil output cuts of around 1.2 MM/bpd, bringing the total volume of cuts by OPEC+ to 3.66 MM/bpd. WTI traded down \$3.21 or -4.4% to close at \$69.46. Brent traded down \$3.53 or -4.5% to close at \$73.54

## Crude & Product Markets

WTI



BRENT



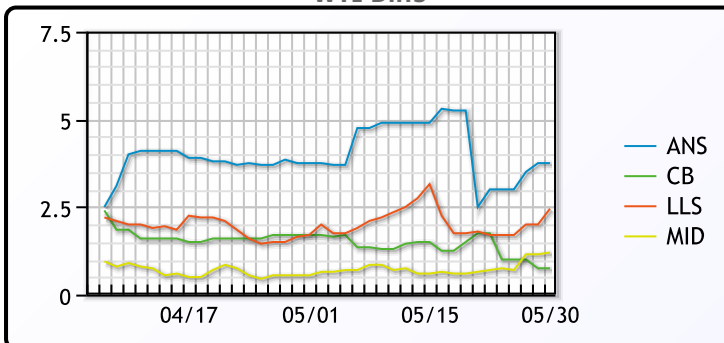
CRUDE

	Last	Week Ago	Month Ago
ANS	73.21	75.79	80.53
BLS	70.21	73.79	78.48
LLS	71.91	74.49	78.78
Mid	70.66	73.54	77.43
WTI	69.46	72.79	76.78

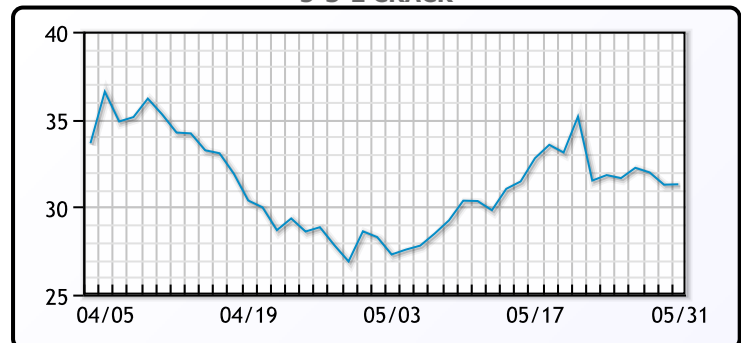
PRODUCTS

	Last	Week Ago	Month Ago
Gulf RBOB	242.795	251.25	243.51
Gulf ULSD	221.65	230.545	232.335
NYH RBOB	262.09	275.22	260.26
NYH ULSD	228.33	236.295	237.46
USGC 3%	57.875	60.125	64.375

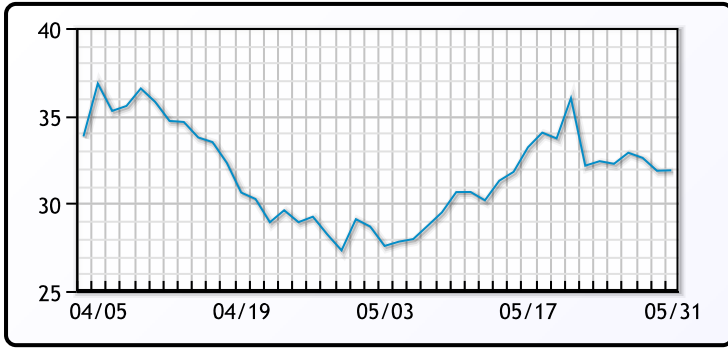
WTI Diffs



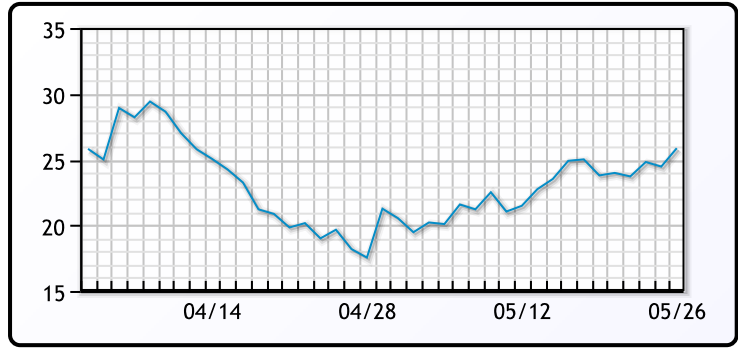
5-3-2 CRACK



3-2-1 Crack



Gulf 3-2-1 Crack



NGLs

MB

	Last	Week Ago	Month Ago
Butane	48.5	59.5	83.3
IsoButane	76	80.9	104.5
Natural Gasoline	137.5	146.8	162
Propane	58.4	63.8	76.8

CONWAY

	Last	Week Ago	Month Ago
Butane	66	71.5	83.3
IsoButane	80	82	104.5
Natural Gasoline	157	159	168.5
Propane	55.8	62.8	73.8

MB NON

	Last	Week Ago	Month Ago
Butane	68.5	74.5	85.8
IsoButane	76	80.9	104.5
Natural Gasoline	139.5	152.8	160
Propane	57.4	63.8	75.5

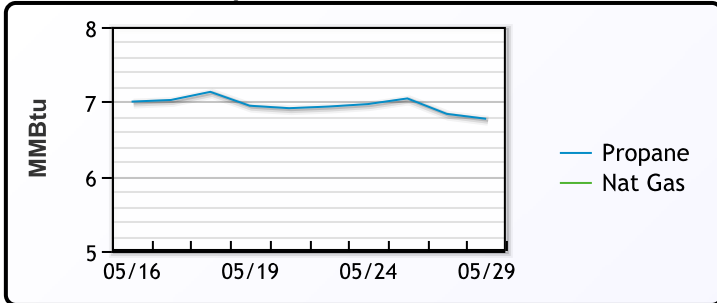
EDMONTON

	Last	Week Ago	Month Ago
Propane	37	46.8	53.3

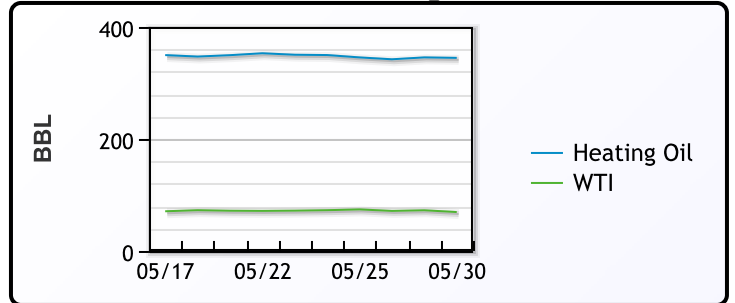
SARNIA

	Last	Week Ago	Month Ago
Propane	77.8	79.8	92.5

Propane MT.B Tet vs Nat Gas



WTI vs Heating Oil



FX

	Last	Change
CAD	1.3609	0.0007
DXY	104.06	-0.105
Gold	1960.04	0.71

RATES

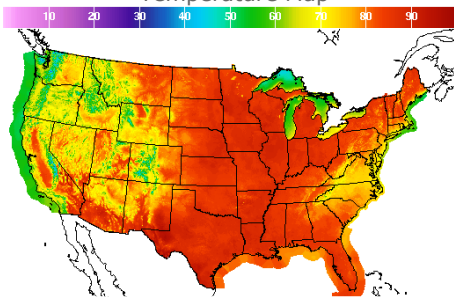
	Last	Change
US 2yr	4.446	-0.0041
US 10yr	3.6827	-0.0039
CAN 10yr	3.257	-0.074

EQUITIES

	Last	Change
Nasdaq	13017.43	41.74
TSX	1187.37	-14.106
S&P 500	4205.52	0.07

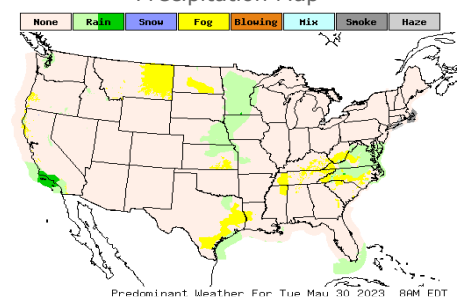
Weather Data

Temperature Map



City	HIGH °F	LOW °F
Calgary	76	50
Conway	81	60
Cushing	83	63
Denver	82	58
Houston	90	72
Mont Belvieu	86	69
Sarnia	78	56
Williston	80	58

Precipitation Map



This report has been prepared by PFL Petroleum Limited personnel for your information only and the views expressed are intended to provide market commentary and are not recommendations. This report is not an offer to sell or a solicitation of any offer to buy any security. The information contained herein has been compiled by PFL from sources believed to be reliable, but no representation or warranty, express or implied, is made by PFL Petroleum Limited, its affiliates or any other person as to its accuracy, completeness or correctness. Copyright 2017 PFL Petroleum Limited. All Rights Reserved