



MARKET DAILY

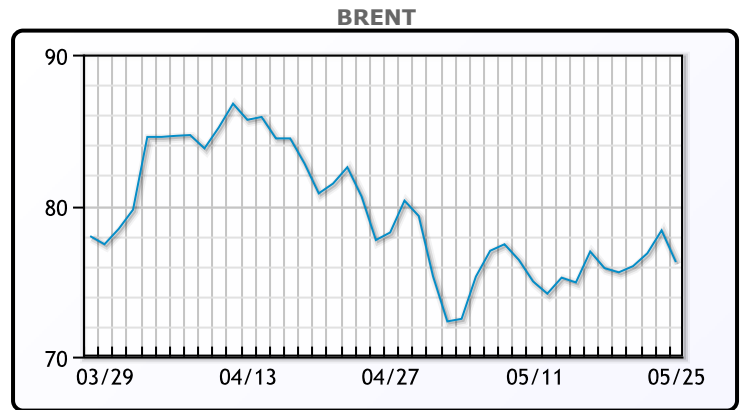
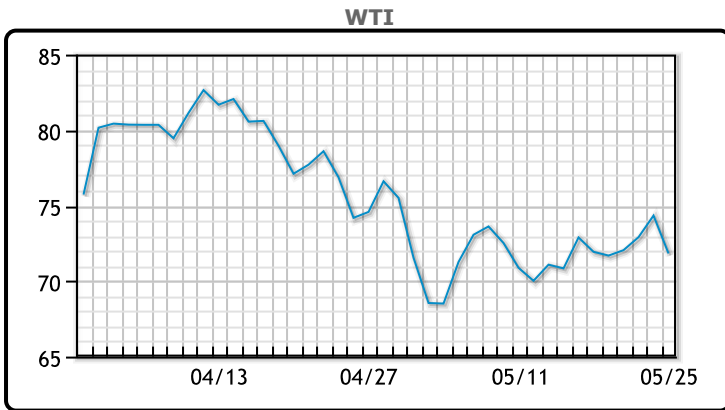
<https://www.pflpetroleum.com>
 1865 Veterans Park Dr. Suite 303
 Naples, Florida 34109
 Phone: 239-390-2885
 Fax: 239-949-0611
 May 26, 2023 9:42 PM

Major Energy Futures		
	Settle	Change
Brent	76.95	0.69
Gas Oil	679.25	9
Natural Gas	2.307	-0.091
RBOB	267.35	-4.77
ULSD	234.62	-6.75
WTI	72.67	0.84

Market Commentary

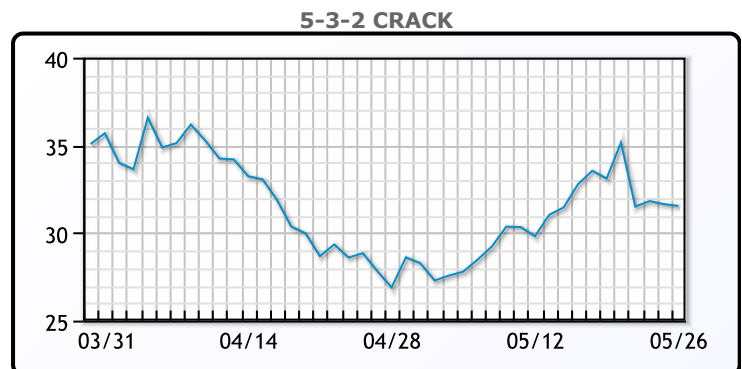
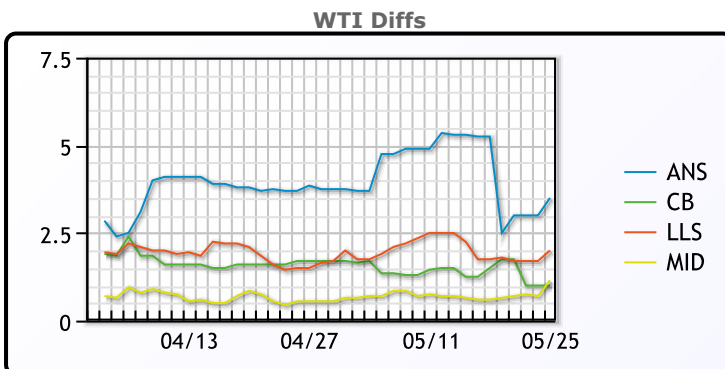
Oil prices were higher today as officials seemed closer to striking a deal on the US debt ceiling negotiations. Talks are likely to spill over into the weekend. Both benchmarks were higher week over week for the second straight week. Gasoline demand is expected to be robust as AAA is predicting this year's Memorial Day weekend to be the third busiest for auto travel since 2000. The big variable is next week's OPEC+ meeting, as mixed messages coming from members have indicated different positions on production policies. "I think we all are on guard here ahead of next week's OPEC meeting," said John Kilduff, partner at Again Capital. WTI traded up \$.84 or 1.2% to close at \$72.67. Brent traded up \$.69 or .9% to close at \$76.95.

Crude & Product Markets

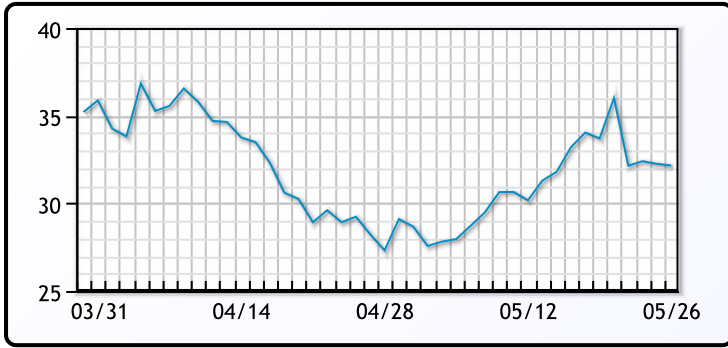


CRUDE			
	Last	Week Ago	Month Ago
ANS	75.03	77.11	80.92
BLS	72.53	73.36	78.77
LLS	73.53	73.61	78.57
Mid	72.68	72.46	77.62
WTI	71.53	71.86	77.07

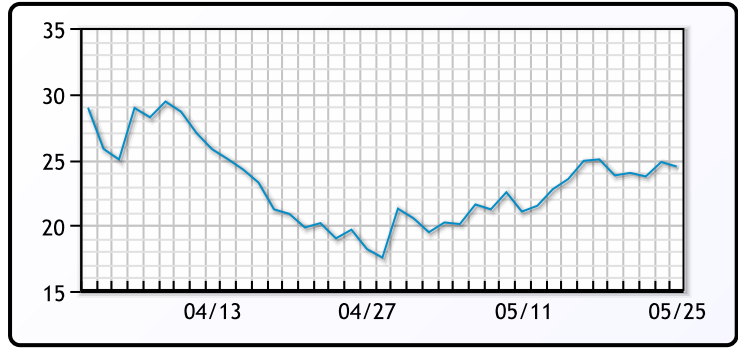
PRODUCTS			
	Last	Week Ago	Month Ago
Gulf RBOB	250.26	247.83	246.955
Gulf ULSD	228.335	235.61	238.895
NYH RBOB	272.35	262.705	259.985
NYH ULSD	234.87	240.26	244.36
USGC 3%	60.375	60.625	64.875



3-2-1 Crack



Gulf 3-2-1 Crack



NGLs

MB

	Last	Week Ago	Month Ago
Butane	53.4	59.1	89.4
IsoButane	80.9	77.1	103.4
Natural Gasoline	144	142	159.5
Propane	62.6	63.6	78.5

CONWAY

	Last	Week Ago	Month Ago
Butane	71.5	69.9	88.5
IsoButane	84	80	102.5
Natural Gasoline	160	153	163.5
Propane	61.8	63.3	78

MB NON

	Last	Week Ago	Month Ago
Butane	73.4	74.1	93.4
IsoButane	80.9	77.1	103.4
Natural Gasoline	149	143	157
Propane	61.6	62.6	78.5

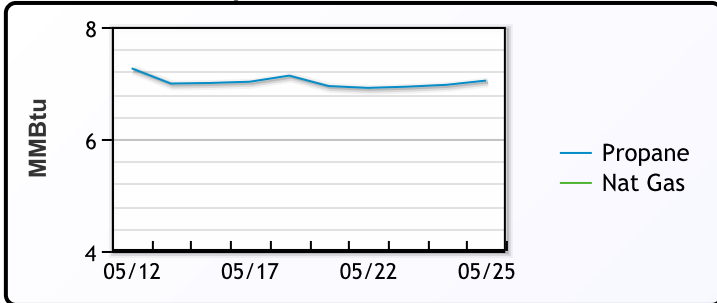
EDMONTON

	Last	Week Ago	Month Ago
Propane	43	46.8	59.5

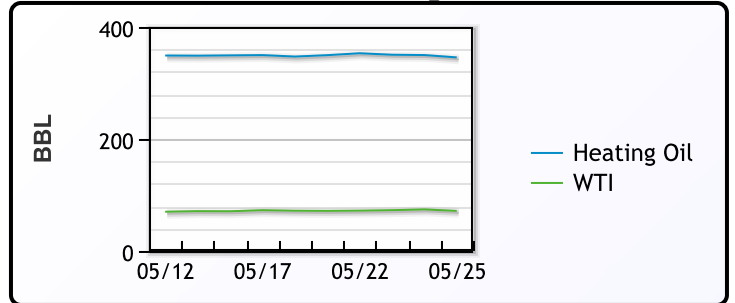
SARNIA

	Last	Week Ago	Month Ago
Propane	79.8	79.5	96.3

Propane MT.B Tet vs Nat Gas



WTI vs Heating Oil



FX

	Last	Change
CAD	1.3645	0.0003
DXY	104.251	0.364
Gold	1941.35	-0.06

RATES

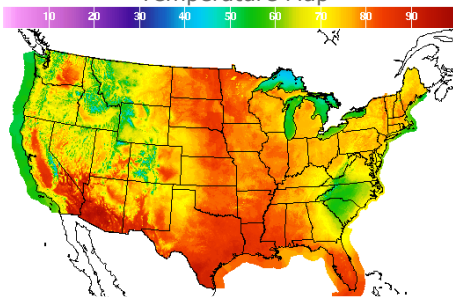
	Last	Change
US 2yr	4.5329	0.1572
US 10yr	3.8174	0.0755
CAN 10yr	3.308	0.034

EQUITIES

	Last	Change
Nasdaq	12698.09	213.93
TSX	1190.177	-9.41
S&P 500	4151.28	36.04

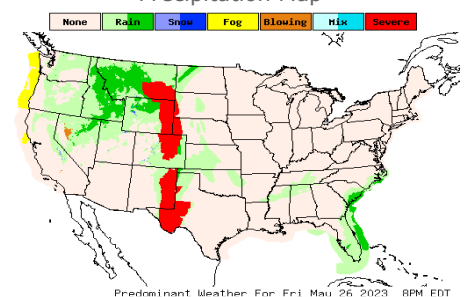
Weather Data

Temperature Map



City	HIGH °F	LOW °F
Calgary	68	45
Conway	83	62
Cushing	81	61
Denver	76	54
Houston	90	72
Mont Belvieu	87	69
Sarnia	58	43
Williston	75	61

Precipitation Map



This report has been prepared by PFL Petroleum Limited personnel for your information only and the views expressed are intended to provide market commentary and are not recommendations. This report is not an offer to sell or a solicitation of any offer to buy any security. The information contained herein has been compiled by PFL from sources believed to be reliable, but no representation or warranty, express or implied, is made by PFL Petroleum Limited, its affiliates or any other person as to its accuracy, completeness or correctness. Copyright 2017 PFL Petroleum Limited. All Rights Reserved