



# MARKET DAILY

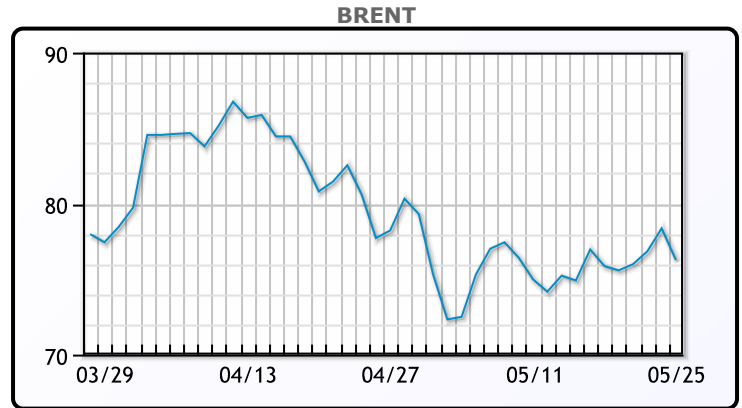
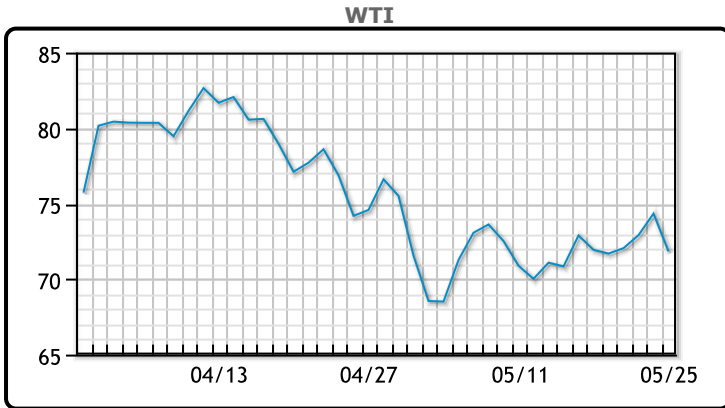
<https://www.pflpetroleum.com>  
 1865 Veterans Park Dr. Suite 303  
 Naples, Florida 34109  
 Phone: 239-390-2885  
 Fax: 239-949-0611  
 May 25, 2023 7:32 PM

Major Energy Futures		
	Settle	Change
Brent	76.26	-2.10
Gas Oil	679.25	9
Natural Gas	2.307	-0.091
RBOB	267.35	-4.77
ULSD	234.62	-6.75
WTI	71.83	-2.51

**Market Commentary**

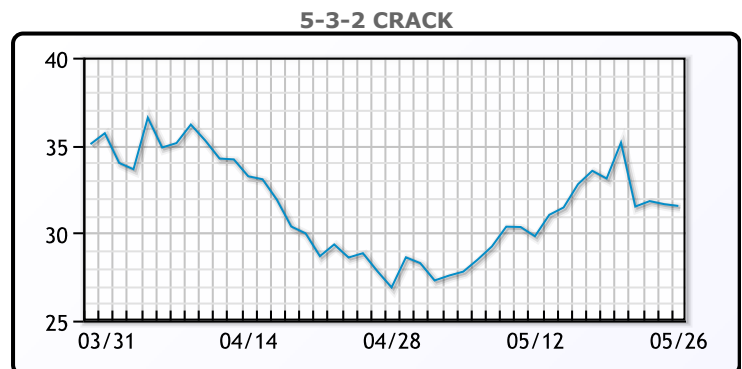
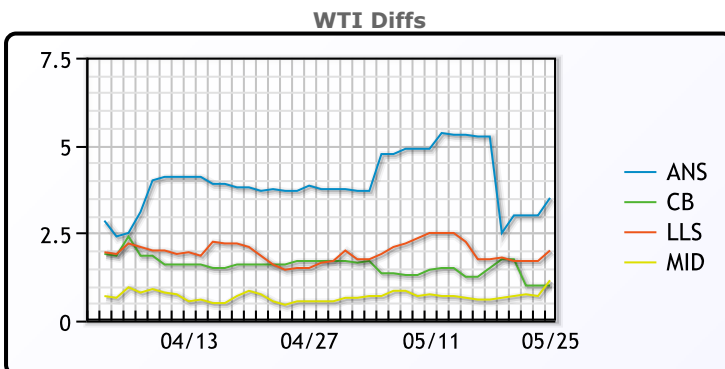
Oil prices settled lower today after Russian Deputy Prime minister played down the prospect of further OPEC+ production cuts. "I don't think that there will be any new steps, because just a month ago certain decisions were made regarding the voluntary reduction of oil production by some countries..." Novak was quoted as saying by Izvestia newspaper. Losses were curbed by optimism around the debt ceiling negotiations as the parties are reported to be closer to a deal as the deadline approaches. It is reported that the two sides are now only \$70 billion apart. WTI traded down \$2.51 or -3.4% to close at \$71.83. Brent traded down \$2.10 or -2.7% to close at \$76.25.

## Crude & Product Markets

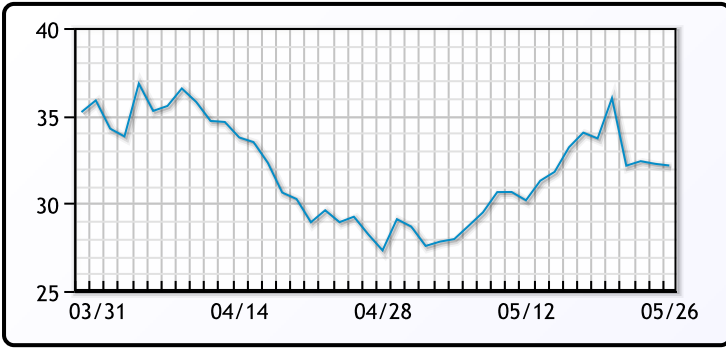


	Last	Week Ago	Month Ago
ANS	75.03	77.11	80.92
BLS	72.53	73.36	78.77
LLS	73.53	73.61	78.57
Mid	72.68	72.46	77.62
WTI	71.53	71.86	77.07

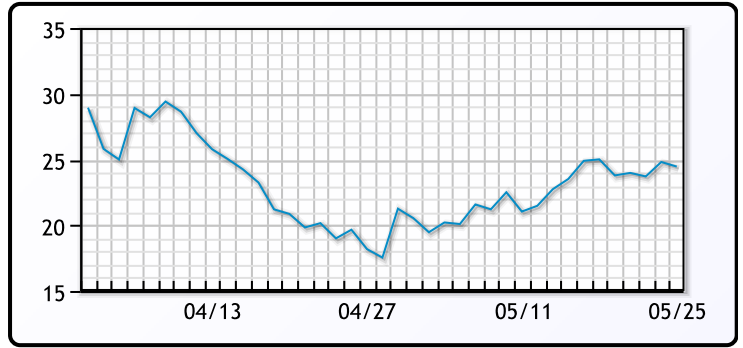
	Last	Week Ago	Month Ago
Gulf RBOB	250.26	247.83	246.955
Gulf ULSD	228.335	235.61	238.895
NYH RBOB	272.35	262.705	259.985
NYH ULSD	234.87	240.26	244.36
USGC 3%	60.375	60.625	64.875



**3-2-1 Crack**



**Gulf 3-2-1 Crack**



**NGLs**

**MB**

	Last	Week Ago	Month Ago
Butane	53.4	59.1	89.4
IsoButane	80.9	77.1	103.4
Natural Gasoline	144	142	159.5
Propane	62.6	63.6	78.5

**CONWAY**

	Last	Week Ago	Month Ago
Butane	71.5	69.9	88.5
IsoButane	84	80	102.5
Natural Gasoline	160	153	163.5
Propane	61.8	63.3	78

**MB NON**

	Last	Week Ago	Month Ago
Butane	73.4	74.1	93.4
IsoButane	80.9	77.1	103.4
Natural Gasoline	149	143	157
Propane	61.6	62.6	78.5

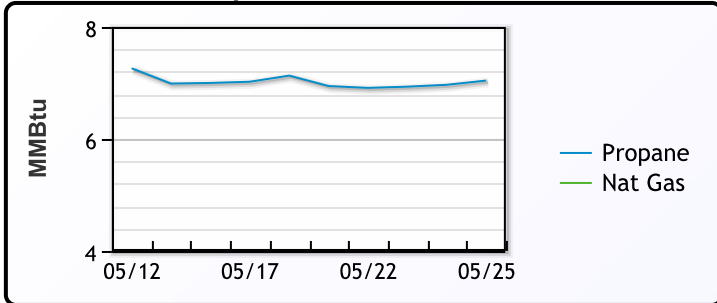
**EDMONTON**

	Last	Week Ago	Month Ago
Propane	43	46.8	59.5

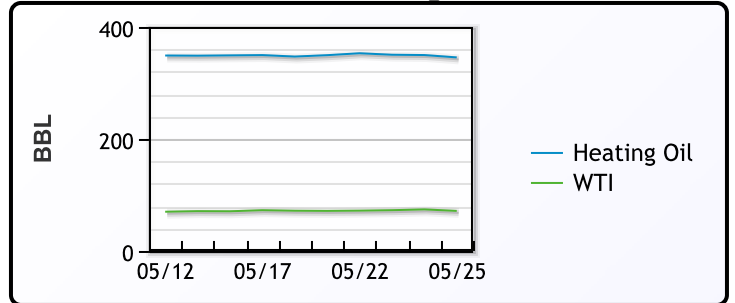
**SARNIA**

	Last	Week Ago	Month Ago
Propane	79.8	79.5	96.3

**Propane MT.B Tet vs Nat Gas**



**WTI vs Heating Oil**



**FX**

	Last	Change
CAD	1.3645	0.0003
DXY	104.251	0.364
Gold	1941.35	-0.06

**RATES**

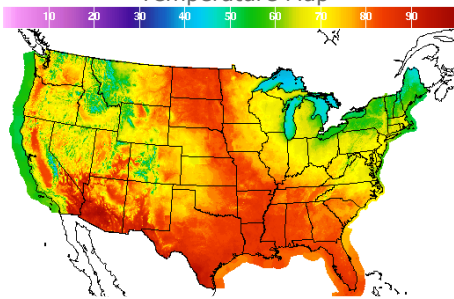
	Last	Change
US 2yr	4.5329	0.1572
US 10yr	3.8174	0.0755
CAN 10yr	3.308	0.034

**EQUITIES**

	Last	Change
Nasdaq	12698.09	213.93
TSX	1190.177	-9.41
S&P 500	4151.28	36.04

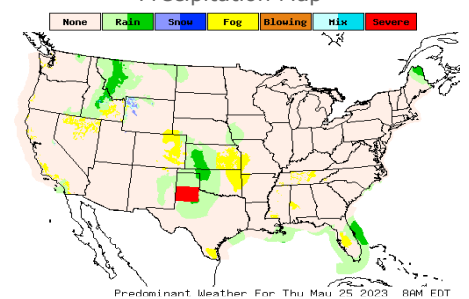
**Weather Data**

**Temperature Map**



City	HIGH °F	LOW °F
Calgary	62	47
Conway	84	52
Cushing	78	62
Denver	75	54
Houston	87	70
Mont Belvieu	86	65
Sarnia	52	42
Williston	83	62

**Precipitation Map**



This report has been prepared by PFL Petroleum Limited personnel for your information only and the views expressed are intended to provide market commentary and are not recommendations. This report is not an offer to sell or a solicitation of any offer to buy any security. The information contained herein has been compiled by PFL from sources believed to be reliable, but no representation or warranty, express or implied, is made by PFL Petroleum Limited, its affiliates or any other person as to its accuracy, completeness or correctness. Copyright 2017 PFL Petroleum Limited. All Rights Reserved