



MARKET DAILY

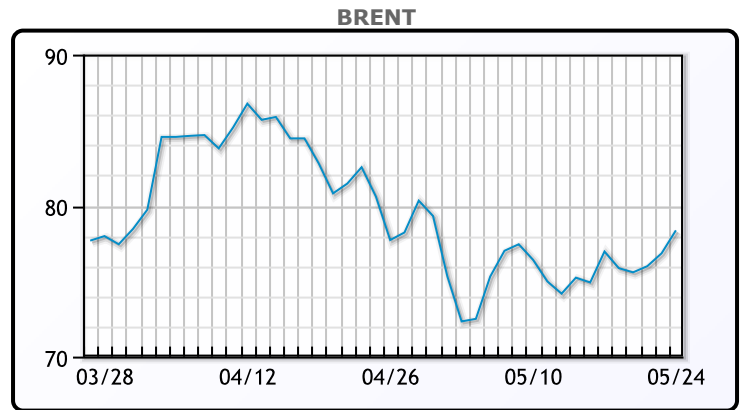
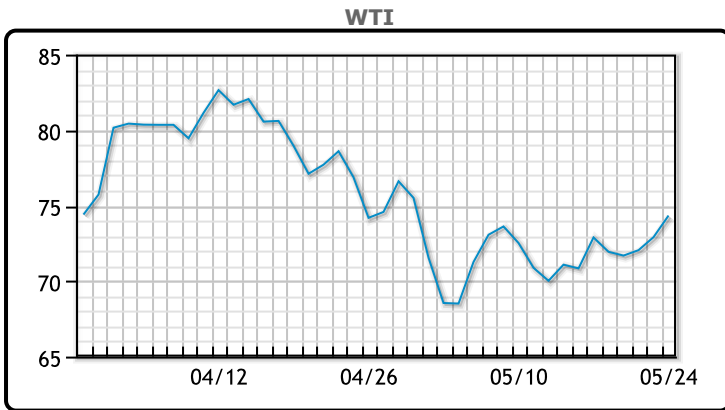
<https://www.pflpetroleum.com>
 1865 Veterans Park Dr. Suite 303
 Naples, Florida 34109
 Phone: 239-390-2885
 Fax: 239-949-0611
 May 24, 2023 8:23 PM

Major Energy Futures		
	Settle	Change
Brent	78.36	1.52
Gas Oil	698	6
Natural Gas	2.398	0.077
RBOB	272.12	5.9
ULSD	241.37	5.2
WTI	74.34	1.43

Market Commentary

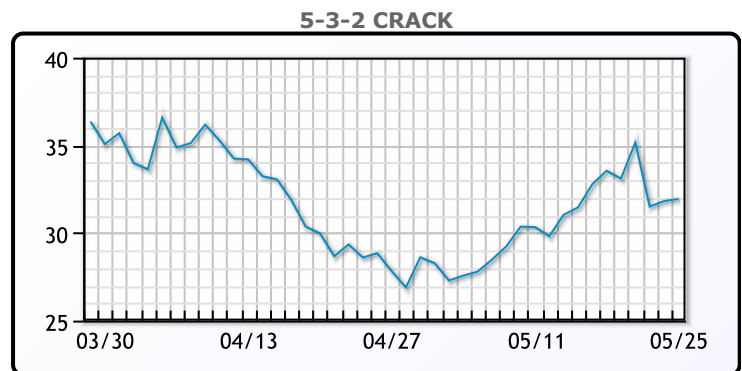
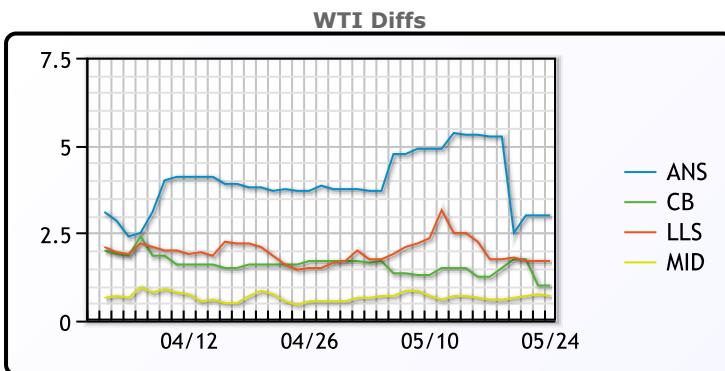
Oil prices rose 2% today after a large unexpected draw down of Crude inventories. Crude inventories had a massive draw of 12.5MM/bbls. Inventories were forecasted to increase 800K/bbls. Gasoline stocks fell by 2.1MM/bbls and distillate stockpiles fell by 600K/bbls. With Memorial Day coming up peak driving season is upon us. "Refiners are absolutely going max out with refinery runs right now, trying to keep up with demand," said Phil Flynn, an analyst at Price Futures Group. WTI traded up \$1.43 or 2% to close at \$74.34. Brent traded up \$1.52 or 2% to close at \$78.36.

Crude & Product Markets

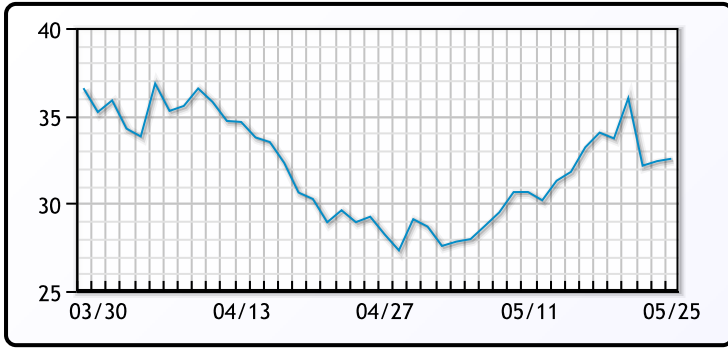


CRUDE			
	Last	Week Ago	Month Ago
ANS	77.18	78.08	82.46
BLS	75.18	74.08	80.46
LLS	75.88	74.58	80.26
Mid	74.88	73.43	79.31
WTI	74.18	72.83	78.76

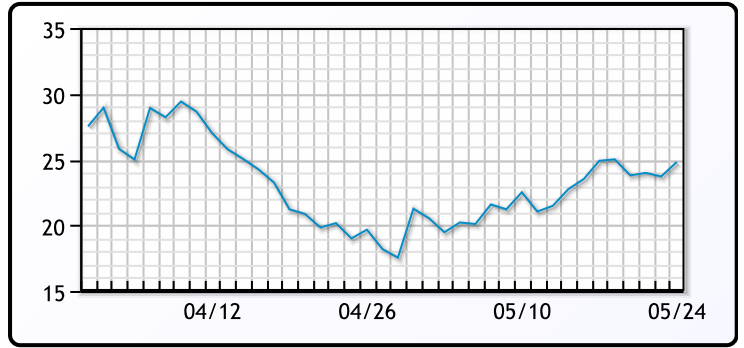
PRODUCTS			
	Last	Week Ago	Month Ago
Gulf RBOB	258.125	249.67	252.75
Gulf ULSD	235.315	238.11	246.51
NYH RBOB	279.37	260.92	263.68
NYH ULSD	241.62	242.385	252.35
USGC 3%	61.875	61.125	65.875



3-2-1 Crack



Gulf 3-2-1 Crack



NGLs

MB

	Last	Week Ago	Month Ago
Butane	60.5	60.4	90.5
IsoButane	81.6	77	103.5
Natural Gasoline	149.3	144	161
Propane	64.5	65.3	80.9

CONWAY

	Last	Week Ago	Month Ago
Butane	73	71	89
IsoButane	83.5	81.4	100
Natural Gasoline	163	156	162.8
Propane	63.8	65	79.5

MB NON

	Last	Week Ago	Month Ago
Butane	75.5	75.4	95.5
IsoButane	81.6	77	103.5
Natural Gasoline	153.3	145.5	158.3
Propane	63.5	64.3	80.9

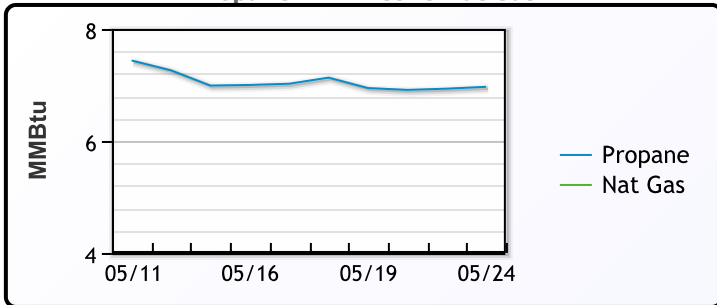
EDMONTON

	Last	Week Ago	Month Ago
Propane	45.3	48.5	61.3

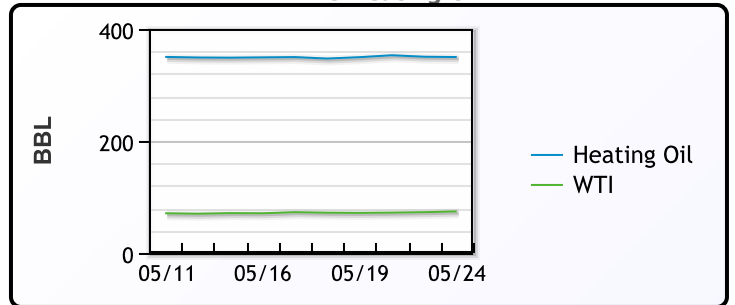
SARNIA

	Last	Week Ago	Month Ago
Propane	79.8	79.5	96.3

Propane MT.B Tet vs Nat Gas



WTI vs Heating Oil



FX

	Last	Change
CAD	1.3594	-0.0001
DXY	103.879	-0.008
Gold	1959.1	1.94

RATES

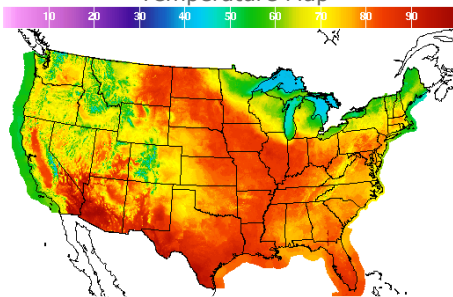
	Last	Change
US 2yr	4.3654	-0.0103
US 10yr	3.7342	-0.0077
CAN 10yr	3.274	0.06

EQUITIES

	Last	Change
Nasdaq	12484.16	-76.09
TSX	1199.587	-12.188
S&P 500	4115.24	-30.34

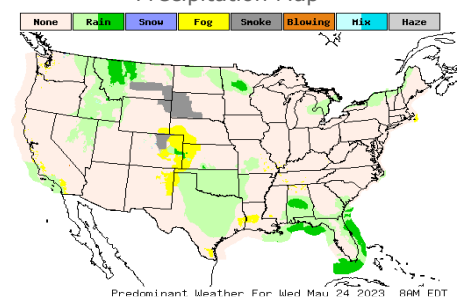
Weather Data

Temperature Map



City	HIGH °F	LOW °F
Calgary	66	44
Conway	68	56
Cushing	79	61
Denver	73	56
Houston	88	72
Mont Belvieu	86	67
Sarnia	60	45
Williston	85	60

Precipitation Map



This report has been prepared by PFL Petroleum Limited personnel for your information only and the views expressed are intended to provide market commentary and are not recommendations. This report is not an offer to sell or a solicitation of any offer to buy any security. The information contained herein has been compiled by PFL from sources believed to be reliable, but no representation or warranty, express or implied, is made by PFL Petroleum Limited, its affiliates or any other person as to its accuracy, completeness or correctness. Copyright 2017 PFL Petroleum Limited. All Rights Reserved