



# MARKET DAILY

<https://www.pflpetroleum.com>  
 1865 Veterans Park Dr. Suite 303  
 Naples, Florida 34109  
 Phone: 239-390-2885  
 Fax: 239-949-0611  
 May 23, 2023 7:07 PM

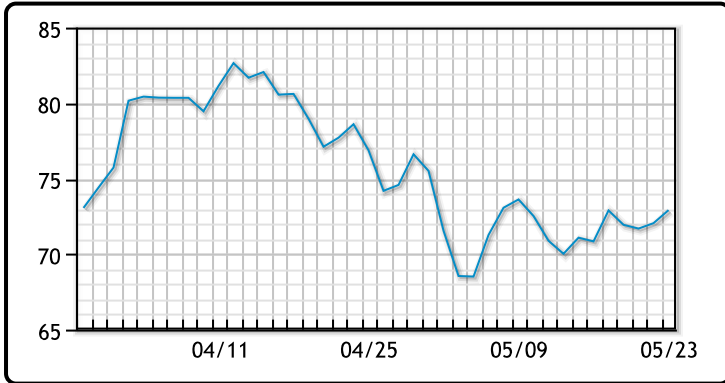
Major Energy Futures		
	Settle	Change
Brent	76.84	0.85
Gas Oil	689	-6.25
Natural Gas	2.321	-0.079
RBOB	266.22	1.33
ULSD	236.17	-0.47
WTI	72.91	0.86

## Market Commentary

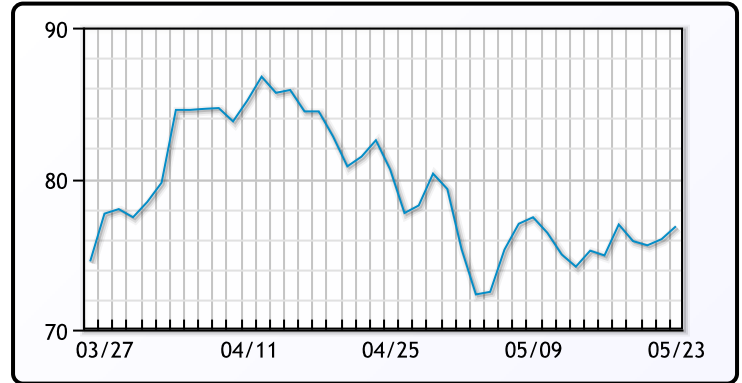
Oil prices rose on Tuesday on forecasts for a tighter gasoline market and a warning from the Saudi energy minister to speculators that raised the prospect of further OPEC+ output cuts. "(Oil) prices are likely to remain within their broad year to date trading range as the economy continues to slow while the refill of the Strategic Petroleum Reserve and OPEC manages prices relative to global demand needs," said Rob Haworth,, senior investment strategist at U.S. Bank Wealth Management. WTI traded down up \$.86 or 1.2% to close at \$72.91. Brent traded up \$.85 or 1.1% to close \$76.84.

## Crude & Product Markets

WTI



BRENT



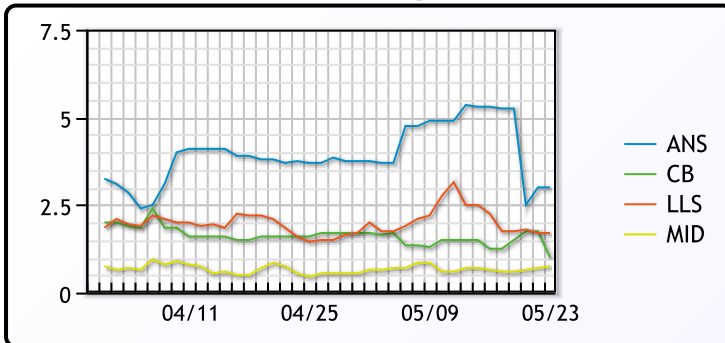
CRUDE

	Last	Week Ago	Month Ago
ANS	75.79	76.16	81.57
BLS	73.79	72.11	79.47
LLS	74.49	73.11	79.32
Mid	73.54	71.51	78.32
WTI	72.79	70.86	77.87

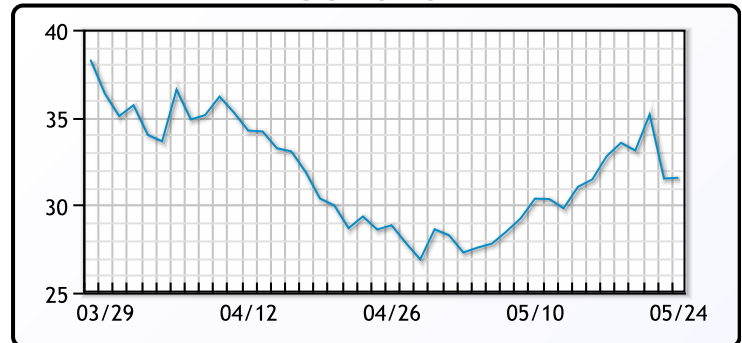
PRODUCTS

	Last	Week Ago	Month Ago
Gulf RBOB	251.25	240.66	251.16
Gulf ULSD	230.545	232.49	241.985
NYH RBOB	275.22	251.66	260.91
NYH ULSD	236.295	236.515	248.485
USGC 3%	60.125	58.625	65.625

WTI Diffs



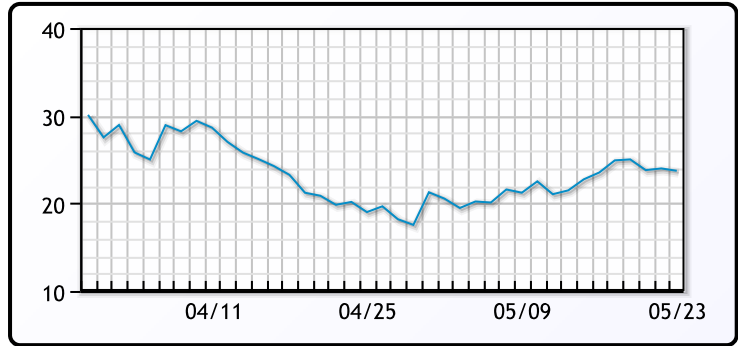
5-3-2 CRACK



3-2-1 Crack



Gulf 3-2-1 Crack



NGLs

MB

	Last	Week Ago	Month Ago
Butane	59.5	57.8	91
IsoButane	80.9	75.3	102.5
Natural Gasoline	146.8	138.8	157.6
Propane	63.8	64.3	80.3

CONWAY

	Last	Week Ago	Month Ago
Butane	71.5	68.3	92
IsoButane	82	79.3	100
Natural Gasoline	159	150.5	161
Propane	62.8	64	79.5

MB NON

	Last	Week Ago	Month Ago
Butane	74.5	72.8	96
IsoButane	80.9	75.3	102.5
Natural Gasoline	152.8	140.3	155.6
Propane	63.8	63.4	80.5

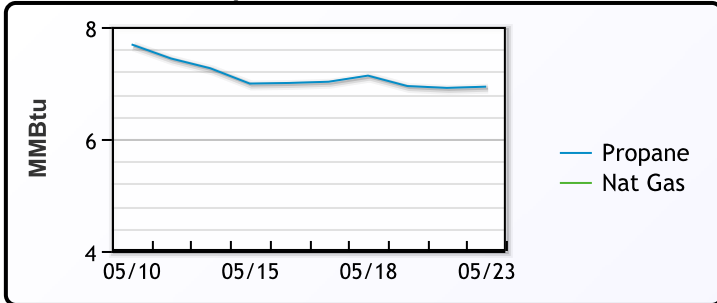
EDMONTON

	Last	Week Ago	Month Ago
Propane	46.8	46	61.3

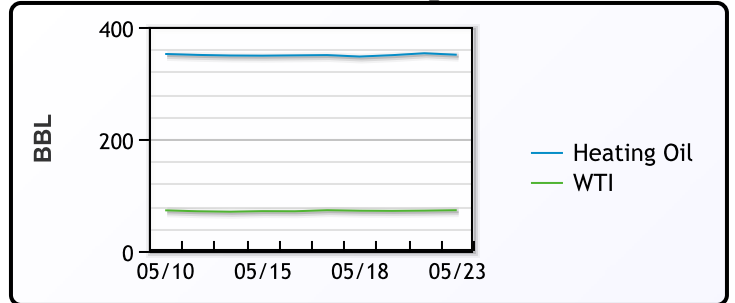
SARNIA

	Last	Week Ago	Month Ago
Propane	79.8	81.5	96.3

Propane MT.B Tet vs Nat Gas



WTI vs Heating Oil



FX

	Last	Change
CAD	1.35	-0.0004
DXY	103.488	0.29
Gold	1976.5	1.27

RATES

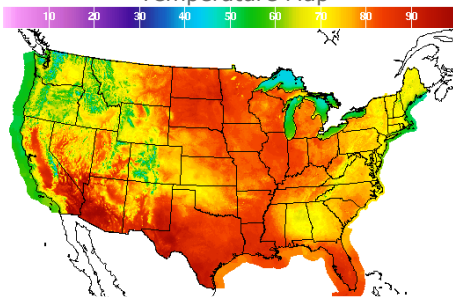
	Last	Change
US 2yr	4.316	0.0006
US 10yr	3.6919	-0.0229
CAN 10yr	3.214	0.085

EQUITIES

	Last	Change
Nasdaq	12560.25	-160.53
TSX	1211.775	-14.442
S&P 500	4145.58	-47.05

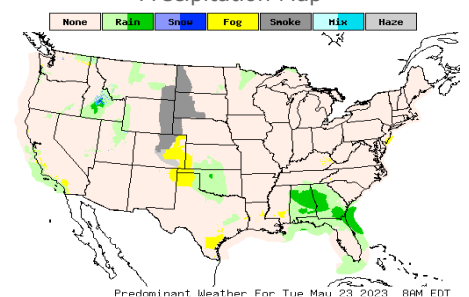
Weather Data

Temperature Map



City	HIGH °F	LOW °F
Calgary	71	45
Conway	82	62
Cushing	75	60
Denver	76	57
Houston	90	72
Mont Belvieu	86	67
Sarnia	75	50
Williston	87	62

Precipitation Map



This report has been prepared by PFL Petroleum Limited personnel for your information only and the views expressed are intended to provide market commentary and are not recommendations. This report is not an offer to sell or a solicitation of any offer to buy any security. The information contained herein has been compiled by PFL from sources believed to be reliable, but no representation or warranty, express or implied, is made by PFL Petroleum Limited, its affiliates or any other person as to its accuracy, completeness or correctness. Copyright 2017 PFL Petroleum Limited. All Rights Reserved