



MARKET DAILY

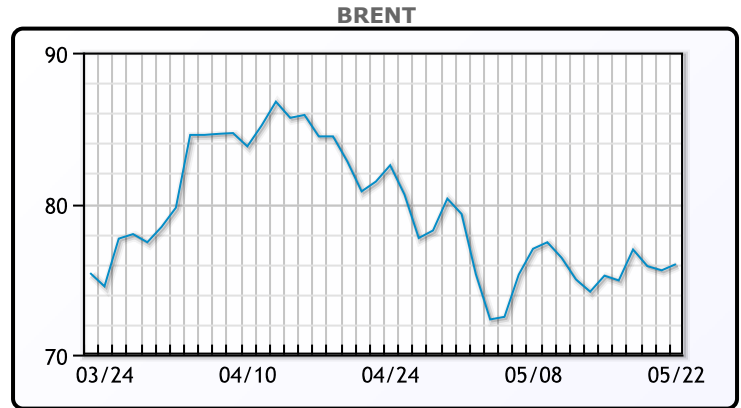
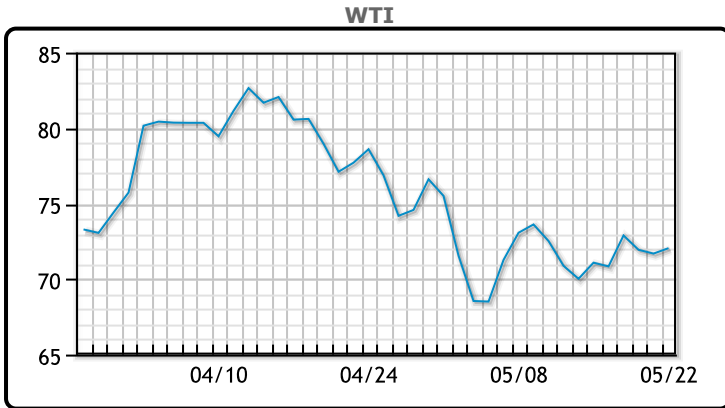
<https://www.pflpetroleum.com>
 1865 Veterans Park Dr. Suite 303
 Naples, Florida 34109
 Phone: 239-390-2885
 Fax: 239-949-0611
 May 22, 2023 7:10 PM

Major Energy Futures		
	Settle	Change
Brent	75.99	0.41
Gas Oil	683	-3.75
Natural Gas	2.4	-0.185
RBOB	264.89	7.28
ULSD	236.64	0.42
WTI	71.99	0.44

Market Commentary

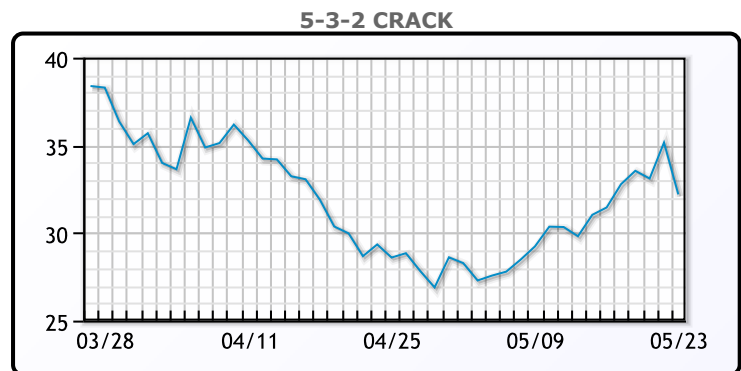
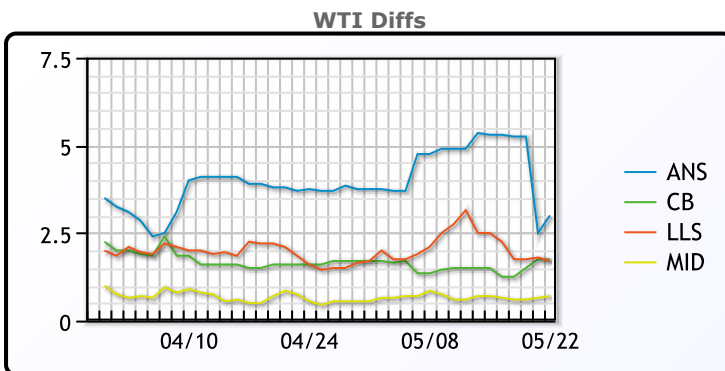
Oil prices edged up today as the summer driving season is upon us. U.S. gasoline futures were the biggest price mover of the day, gaining 2.8% to a one-month high of \$2.6489 per gallon. "Gasoline powered today's upside oil price advance with ... the approach of the Memorial Day holiday," analysts at energy consulting firm Ritterbusch and Associates said in a note. Crude prices have been mostly range bound as of late as debt ceiling talks are looming over the market. Tensions with China are also on the rise as the PRC is upset with the G7 summit calling it an "anti-China workshop". WTI traded up \$.44 or .6% to close at \$71.99. Brent traded up \$.41 or .5% to close at \$75.99.

Crude & Product Markets

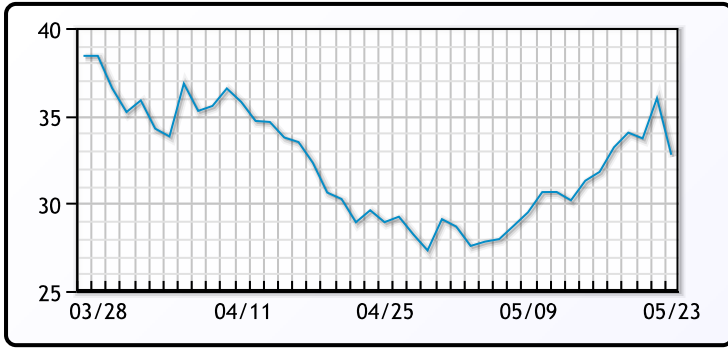


CRUDE			
	Last	Week Ago	Month Ago
ANS	74.99	76.41	81.57
BLS	73.74	72.61	79.47
LLS	73.69	73.61	79.32
Mid	72.69	71.81	78.32
WTI	71.99	71.11	77.87

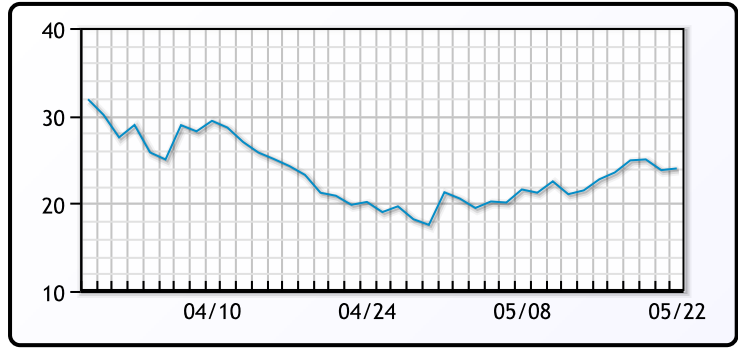
PRODUCTS			
	Last	Week Ago	Month Ago
Gulf RBOB	248.64	241.2	251.16
Gulf ULSD	231.39	234.425	241.985
NYH RBOB	273.765	250.95	260.91
NYH ULSD	236.89	237.8	248.485
USGC 3%	61.125	58.875	65.625



3-2-1 Crack



Gulf 3-2-1 Crack



NGLs

MB

	Last	Week Ago	Month Ago
Butane	59.5	62.3	91
IsoButane	81	76.5	102.5
Natural Gasoline	147.8	138.5	157.6
Propane	63.5	64.1	80.3

CONWAY

	Last	Week Ago	Month Ago
Butane	69	67	92
IsoButane	80	79.3	100
Natural Gasoline	158	151	161
Propane	62.8	63.6	79.5

MB NON

	Last	Week Ago	Month Ago
Butane	74.5	72.3	96
IsoButane	81	76.5	102.5
Natural Gasoline	148.8	140	155.6
Propane	62.8	63.1	80.5

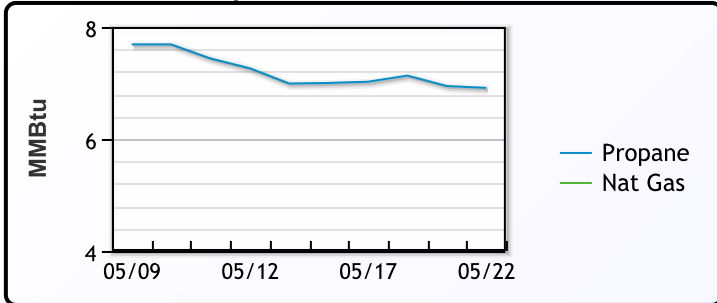
EDMONTON

	Last	Week Ago	Month Ago
Propane	46.3	47.1	61.3

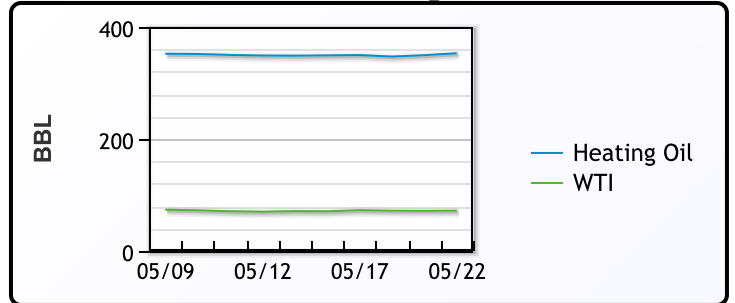
SARNIA

	Last	Week Ago	Month Ago
Propane	79.8	83.8	96.3

Propane MT.B Tet vs Nat Gas



WTI vs Heating Oil



FX

	Last	Change
CAD	1.3506	0.0001
DXY	103.198	0
Gold	1971.15	-0.71

RATES

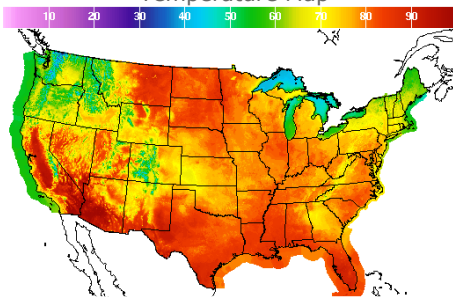
	Last	Change
US 2yr	4.3154	0.0495
US 10yr	3.7148	0.0422
CAN 10yr	3.129	0

EQUITIES

	Last	Change
Nasdaq	12720.78	62.88
TSX	1226.217	3.288
S&P 500	4192.63	0.65

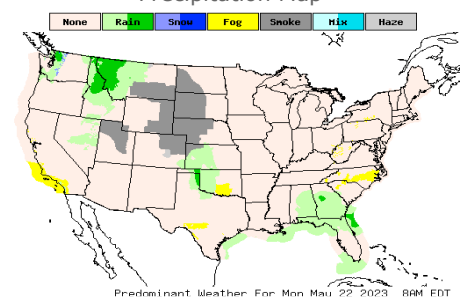
Weather Data

Temperature Map



City	HIGH °F	LOW °F
Calgary	68	54
Conway	82	54
Cushing	77	56
Denver	75	55
Houston	86	69
Mont Belvieu	83	67
Sarnia	67	49
Williston	86	58

Precipitation Map



This report has been prepared by PFL Petroleum Limited personnel for your information only and the views expressed are intended to provide market commentary and are not recommendations. This report is not an offer to sell or a solicitation of any offer to buy any security. The information contained herein has been compiled by PFL from sources believed to be reliable, but no representation or warranty, express or implied, is made by PFL Petroleum Limited, its affiliates or any other person as to its accuracy, completeness or correctness. Copyright 2017 PFL Petroleum Limited. All Rights Reserved