



MARKET DAILY

<https://www.pflpetroleum.com>
 1865 Veterans Park Dr. Suite 303
 Naples, Florida 34109
 Phone: 239-390-2885
 Fax: 239-949-0611
 May 2, 2023 6:32 PM

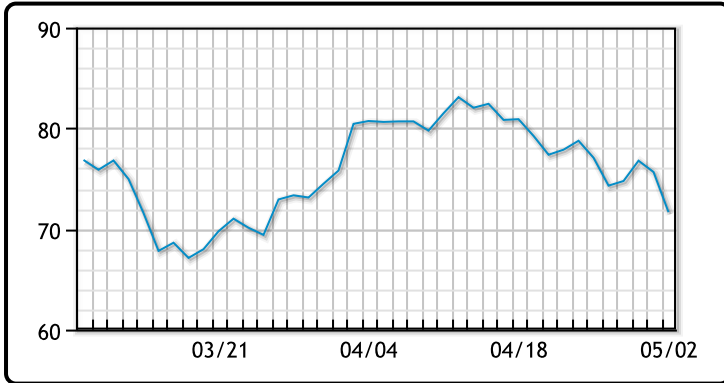
Major Energy Futures		
	Settle	Change
Brent	75.32	-3.99
Gas Oil	661	-4
Natural Gas	2.214	-0.104
RBOB	243.57	-11.47
ULSD	228.92	-9.31
WTI	71.66	-4

Market Commentary

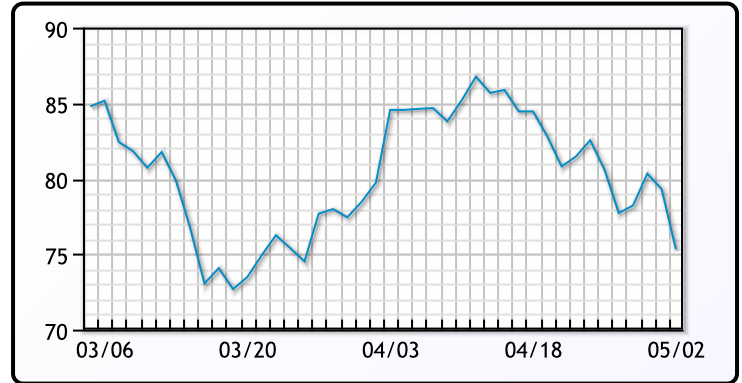
Oil prices tanked today to five-week lows despite larger than anticipated crude draws. This was the largest one day drop since January and the lowest since March 24th. Recession fears have been the big driver of bearish sentiment as of late. "The U.S. economy continues to evolve in a manner consistent with a recession commencing later this year," analysts at Barclays, a bank, said in a note. "The manufacturing sector is contracting, the consumer is struggling, ... There are broadening signs of cracks emerging within the labor market," Barclays said. The market is also on edge about ongoing debt ceiling negotiations and the chance of a US government default. WTI traded down \$4.00 or -5.3% to close at \$71.66. Brent traded down \$3.99 or 5% to close at \$75.32.

Crude & Product Markets

WTI



BRENT



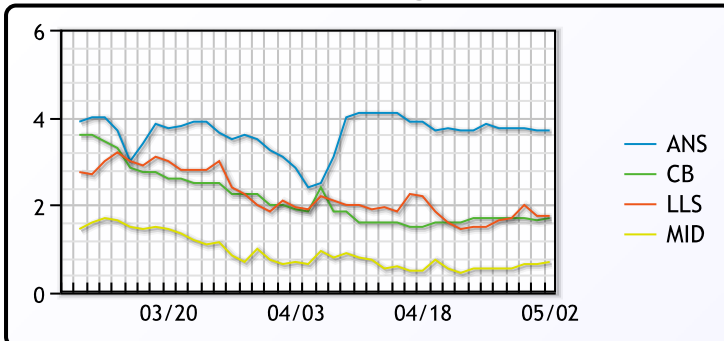
CRUDE

	Last	Week Ago	Month Ago
ANS	75.36	80.92	78.07
BLS	73.36	78.77	77.52
LLS	73.41	78.57	77.57
Mid	72.36	77.62	76.32
WTI	71.66	77.07	75.67

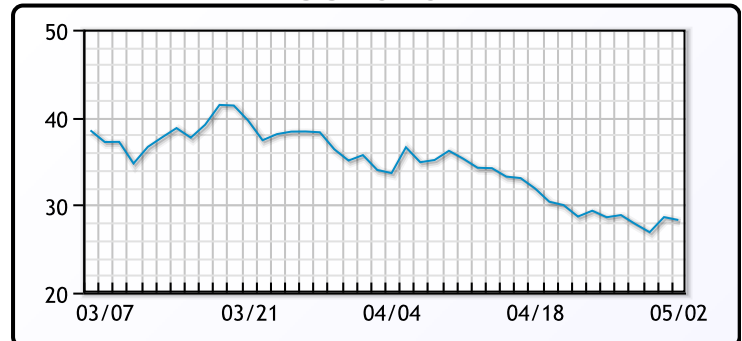
PRODUCTS

	Last	Week Ago	Month Ago
Gulf RBOB	234.82	246.955	264.6
Gulf ULSD	226.42	238.895	257.56
NYH RBOB	248.57	259.985	243.8
NYH ULSD	228.92	244.36	267.505
USGC 3%	59.625	64.875	61.875

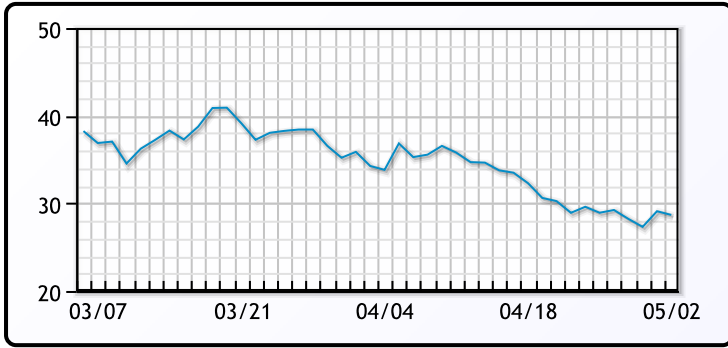
WTI Diffs



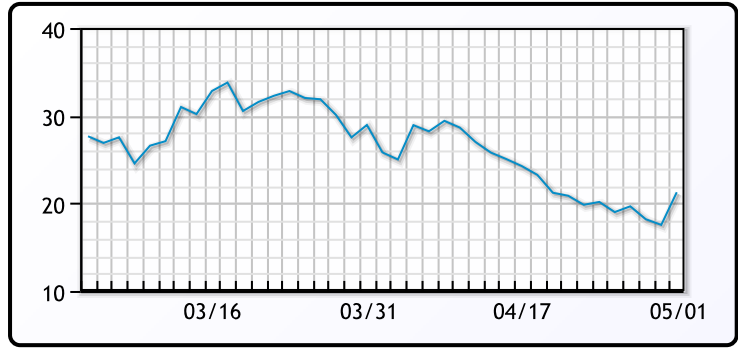
5-3-2 CRACK



3-2-1 Crack



Gulf 3-2-1 Crack



NGLs

MB

	Last	Week Ago	Month Ago
Butane	73.125	88.5	90.25
IsoButane	81.125	101.25	100.25
Natural Gasoline	145	159.5	157.3
Propane	67	78.625	78.625

CONWAY

	Last	Week Ago	Month Ago
Butane	75.25	89.5	89.5
IsoButane	80	103.25	102
Natural Gasoline	150	163	158
Propane	65.75	77.75	74.875

MB NON

	Last	Week Ago	Month Ago
Butane	77.125	93.5	93.25
IsoButane	81.125	101.25	100.25
Natural Gasoline	143.5	157.25	154
Propane	66.3	78.5	77.6

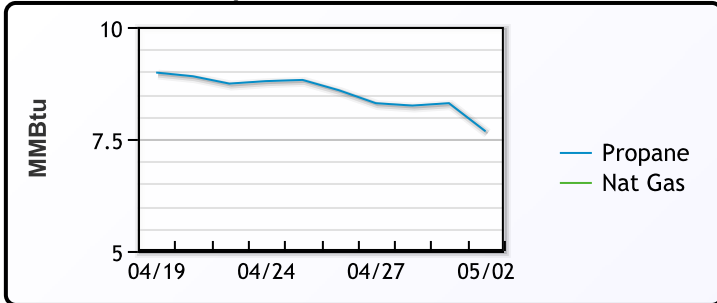
EDMONTON

	Last	Week Ago	Month Ago
Propane	47.6	59.5	55.5

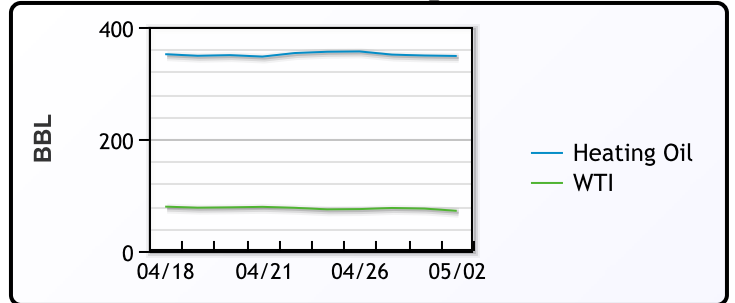
SARNIA

	Last	Week Ago	Month Ago
Propane	86.8	96.3	94.3

Propane MT.B Tet vs Nat Gas



WTI vs Heating Oil



FX

	Last	Change
CAD	1.3626	0
DXY	101.958	-0.193
Gold	2016.15	-0.53

RATES

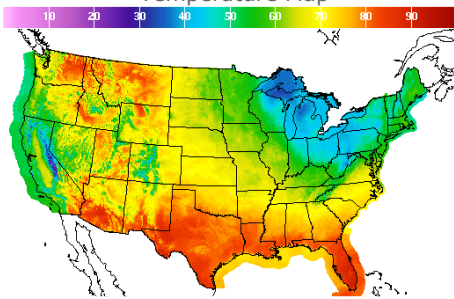
	Last	Change
US 2yr	3.9613	-0.1794
US 10yr	3.4239	-0.1442
CAN 10yr	2.824	-0.148

EQUITIES

	Last	Change
Nasdaq	12080.51	-132.09
TSX	1231.002	-13.382
S&P 500	4119.58	-48.29

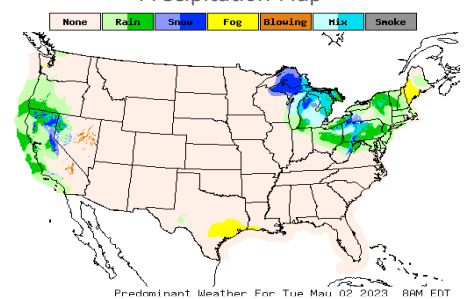
Weather Data

Temperature Map



City	HIGH °F	LOW °F
Calgary	73	50
Conway	61	34
Cushing	73	48
Denver	68	48
Houston	82	67
Mont Belvieu	79	65
Sarnia	39	35
Williston	73	39

Precipitation Map



This report has been prepared by PFL Petroleum Limited personnel for your information only and the views expressed are intended to provide market commentary and are not recommendations. This report is not an offer to sell or a solicitation of any offer to buy any security. The information contained herein has been compiled by PFL from sources believed to be reliable, but no representation or warranty, express or implied, is made by PFL Petroleum Limited, its affiliates or any other person as to its accuracy, completeness or correctness. Copyright 2017 PFL Petroleum Limited. All Rights Reserved