



# MARKET DAILY

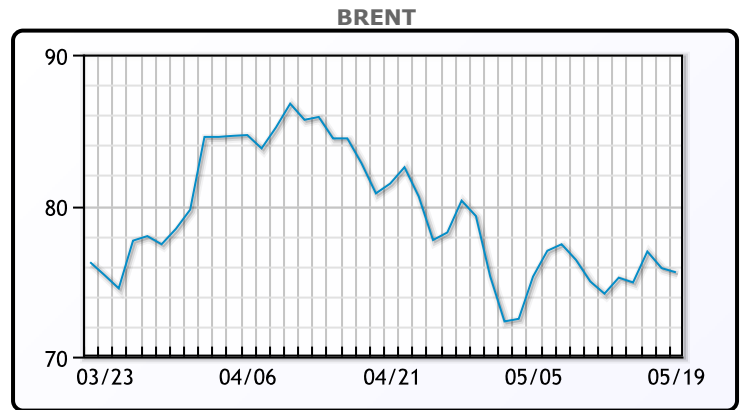
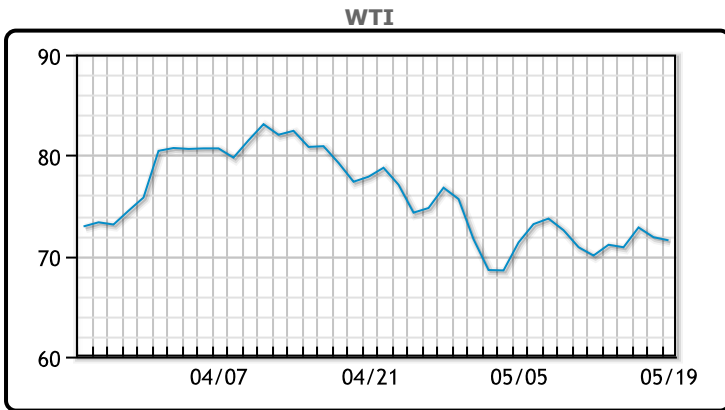
<https://www.pflpetroleum.com>  
 1865 Veterans Park Dr. Suite 303  
 Naples, Florida 34109  
 Phone: 239-390-2885  
 Fax: 239-949-0611  
 May 19, 2023 10:20 PM

Major Energy Futures		
	Settle	Change
Brent	75.58	-0.28
Gas Oil	689.25	-1
Natural Gas	2.585	0.227
RBOB	257.61	-0.09
ULSD	236.22	-2
WTI	71.69	-0.25

**Market Commentary**

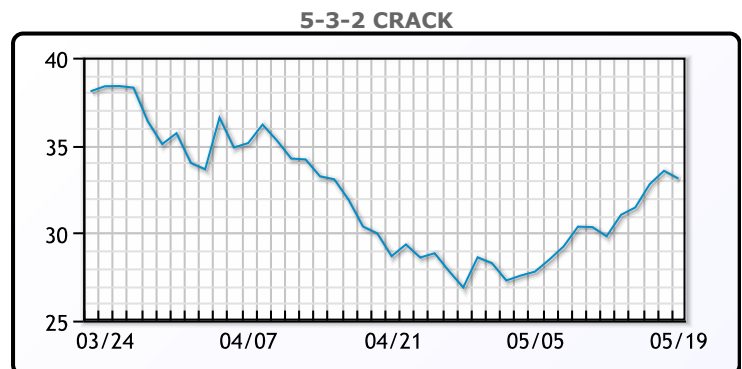
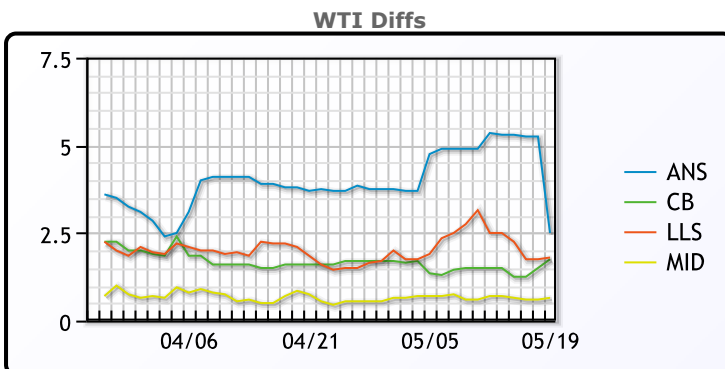
Oil prices fell today as the Republicans and the White House paused talks on raising the debt ceiling. Both contracts still managed to notch their first weekly gain in a month, rising about 2% week over week. Markets were also spooked by Federal Reserve Chair Jerome Powell's comments that inflation was "far above" the Fed's objective, adding no decisions had been made yet on the next interest rate action. "It doesn't look they are going to get the debt deal done today... the chance of a 25 basis point (rate) increase in the June meeting is rising by the day... There's not a lot for the bulls to hang their hats on," said Mizuho analyst Robert Yawger. WTI traded down \$.25 or .3% to close at \$71.69. Brent traded down \$.28 or -.8% to close at \$75.58.

## Crude & Product Markets

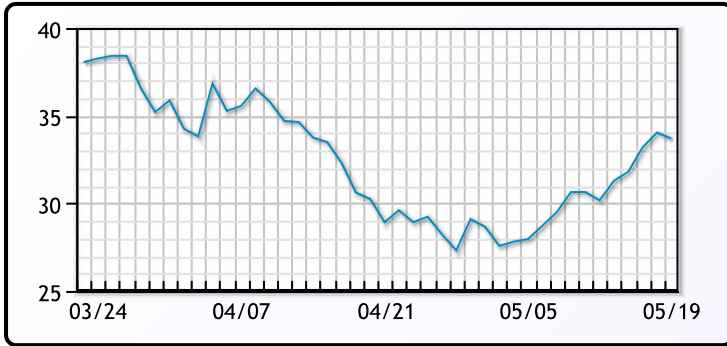


CRUDE			
	Last	Week Ago	Month Ago
ANS	74.05	75.39	82.86
BLS	73.3	71.54	80.76
LLS	73.35	72.54	81.01
Mid	72.2	70.74	79.91
WTI	71.55	70.04	79.16

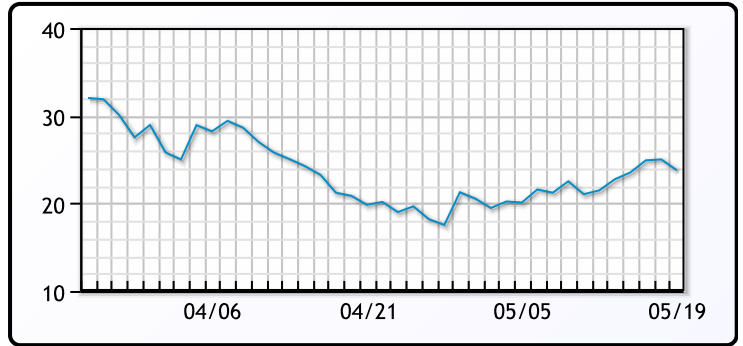
PRODUCTS			
	Last	Week Ago	Month Ago
Gulf RBOB	245.61	235.27	255.175
Gulf ULSD	231.095	226.875	248.52
NYH RBOB	264.61	247.52	266.3
NYH ULSD	236.595	230.675	255.895
USGC 3%	60.875	58.625	66.125



**3-2-1 Crack**



**Gulf 3-2-1 Crack**



**NGLs**

**MB**

	Last	Week Ago	Month Ago
Butane	59	62.5	91.4
IsoButane	77.5	76	103.3
Natural Gasoline	146	139	157.1
Propane	63.3	64	81.1

**CONWAY**

	Last	Week Ago	Month Ago
Butane	70	69	92
IsoButane	80	80	101.5
Natural Gasoline	157	144.5	158
Propane	63	63.6	80.3

**MB NON**

	Last	Week Ago	Month Ago
Butane	74	72.5	96.4
IsoButane	77.5	76	103.3
Natural Gasoline	147	140.5	155.1
Propane	62.3	63	81.5

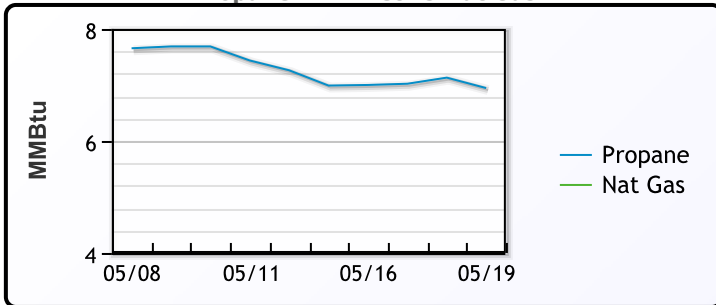
**EDMONTON**

	Last	Week Ago	Month Ago
Propane	46.5	47.1	61.8

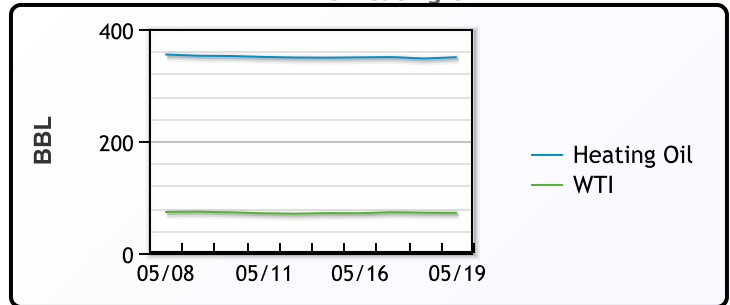
**SARNIA**

	Last	Week Ago	Month Ago
Propane	80.5	83.8	99.8

**Propane MT.B Tet vs Nat Gas**



**WTI vs Heating Oil**



**FX**

	Last	Change
CAD	1.3505	0.0002
DXY	103.198	-0.386
Gold	1977.81	20.26

**RATES**

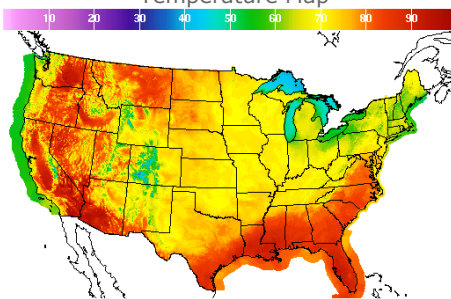
	Last	Change
US 2yr	4.2659	0.0142
US 10yr	3.6726	0.0269
CAN 10yr	3.129	-0.045

**EQUITIES**

	Last	Change
Nasdaq	12657.9	-30.94
TSX	1226.217	3.288
S&P 500	4191.98	-6.07

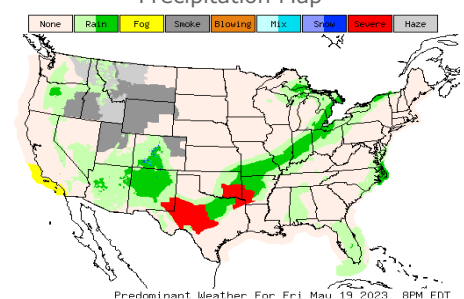
**Weather Data**

**Temperature Map**



City	HIGH °F	LOW °F
Calgary	83	47
Conway	66	40
Cushing	71	55
Denver	62	51
Houston	92	73
Mont Belvieu	87	72
Sarnia	70	45
Williston	64	39

**Precipitation Map**



This report has been prepared by PFL Petroleum Limited personnel for your information only and the views expressed are intended to provide market commentary and are not recommendations. This report is not an offer to sell or a solicitation of any offer to buy any security. The information contained herein has been compiled by PFL from sources believed to be reliable, but no representation or warranty, express or implied, is made by PFL Petroleum Limited, its affiliates or any other person as to its accuracy, completeness or correctness. Copyright 2017 PFL Petroleum Limited. All Rights Reserved