



MARKET DAILY

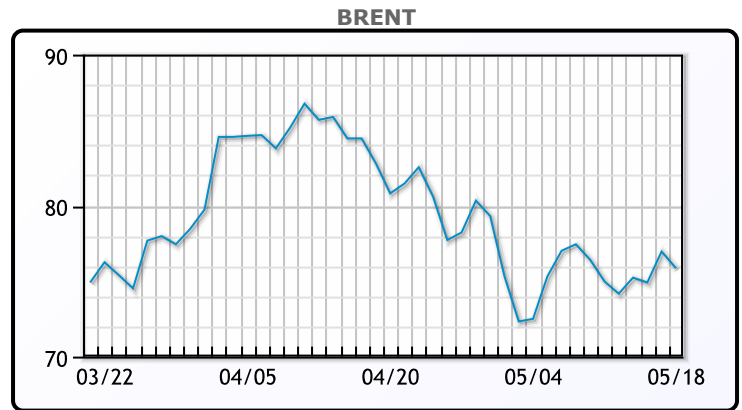
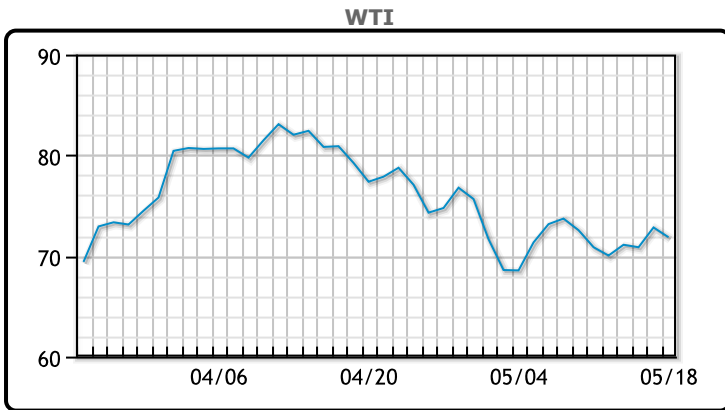
<https://www.pflpetroleum.com>
 1865 Veterans Park Dr. Suite 303
 Naples, Florida 34109
 Phone: 239-390-2885
 Fax: 239-949-0611
 May 18, 2023 7:00 PM

Major Energy Futures		
	Settle	Change
Brent	75.86	-1.10
Gas Oil	693	14
Natural Gas	2.592	0.227
RBOB	256.83	-0.09
ULSD	240.26	-2
WTI	71.86	-0.97

Market Commentary

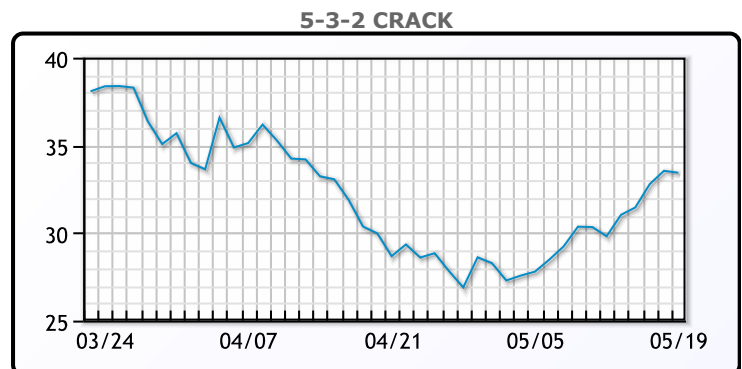
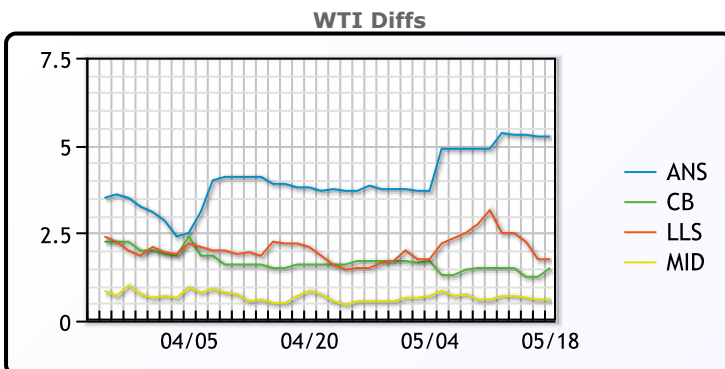
Oil prices slid today after solid economic data pushed the dollar up to two month highs. Inflation does not seem to be cooling fast enough to allow the Federal Reserve to pause interest rate hikes, according to two Fed policymakers. "Good news for the economy is now bad news for the crude demand outlook as economic resilience will force the Fed to kill the economy," said Edward Moya, senior market analyst at data and analytics firm OANDA. The strength of April U.S. economic data in addition to optimism about the debt ceiling negotiations have strengthened market expectations of a further hike, ANZ Research said in a note on Thursday. On the supply side, Saudi Arabia's crude oil exports rose about 1% to 7.52 million barrels bpd in March from the previous month. WTI traded down \$.97 or 1.3% to close at \$71.86. Brent traded \$1.10 or -1.4% to close at \$75.86.

Crude & Product Markets



	Last	Week Ago	Month Ago
ANS	77.11	75.77	84.66
BLS	73.36	72.37	82.46
LLS	73.61	74.02	82.96
Mid	72.46	71.47	81.71
WTI	71.86	70.87	80.86

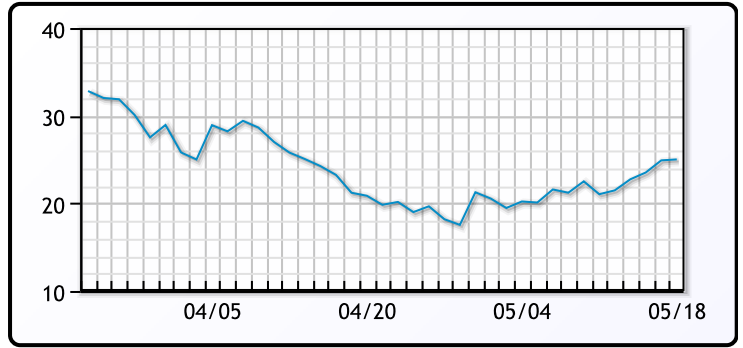
	Last	Week Ago	Month Ago
Gulf RBOB	247.83	238.02	268.59
Gulf ULSD	235.61	232.2	253.115
NYH RBOB	262.705	251.77	277.59
NYH ULSD	240.26	234.95	260.365
USGC 3%	60.625	58.875	67.625



3-2-1 Crack



Gulf 3-2-1 Crack



NGLs

MB

	Last	Week Ago	Month Ago
Butane	59.1	64.5	93
IsoButane	77.1	77.5	104.5
Natural Gasoline	142	143.8	160.3
Propane	63.6	66.5	81.8

CONWAY

	Last	Week Ago	Month Ago
Butane	69.9	70.5	93.5
IsoButane	80	76.5	102
Natural Gasoline	153	151.5	158
Propane	63.3	65.8	80.8

MB NON

	Last	Week Ago	Month Ago
Butane	74.1	74.5	98
IsoButane	77.1	77.5	104.5
Natural Gasoline	143	143.8	158.3
Propane	62.6	65.8	82

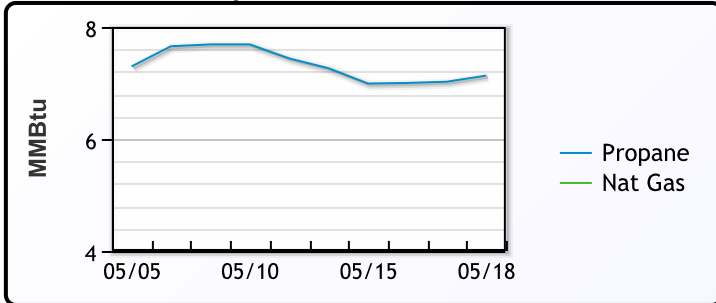
EDMONTON

	Last	Week Ago	Month Ago
Propane	46.8	49	62.8

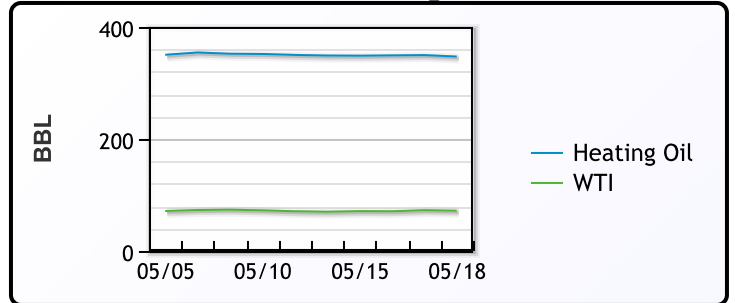
SARNIA

	Last	Week Ago	Month Ago
Propane	79.5	83.8	99.8

Propane MT.B Tet vs Nat Gas



WTI vs Heating Oil



FX

	Last	Change
CAD	1.3497	-0.0006
DXY	103.584	0.702
Gold	1958.69	1.14

RATES

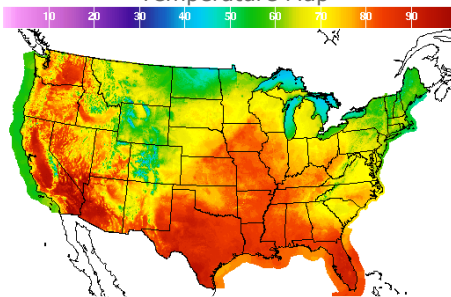
	Last	Change
US 2yr	4.2517	0.0977
US 10yr	3.6457	0.0816
CAN 10yr	3.174	0.069

EQUITIES

	Last	Change
Nasdaq	12688.84	188.27
TSX	1222.929	-0.36
S&P 500	4198.05	39.28

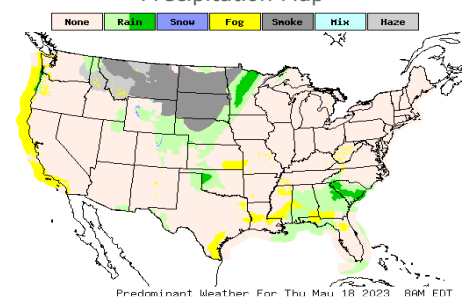
Weather Data

Temperature Map



City	HIGH °F	LOW °F
Calgary	69	44
Conway	53	41
Cushing	77	57
Denver	66	52
Houston	91	70
Mont Belvieu	87	66
Sarnia	61	35
Williston	53	45

Precipitation Map



This report has been prepared by PFL Petroleum Limited personnel for your information only and the views expressed are intended to provide market commentary and are not recommendations. This report is not an offer to sell or a solicitation of any offer to buy any security. The information contained herein has been compiled by PFL from sources believed to be reliable, but no representation or warranty, express or implied, is made by PFL Petroleum Limited, its affiliates or any other person as to its accuracy, completeness or correctness. Copyright 2017 PFL Petroleum Limited. All Rights Reserved