



MARKET DAILY

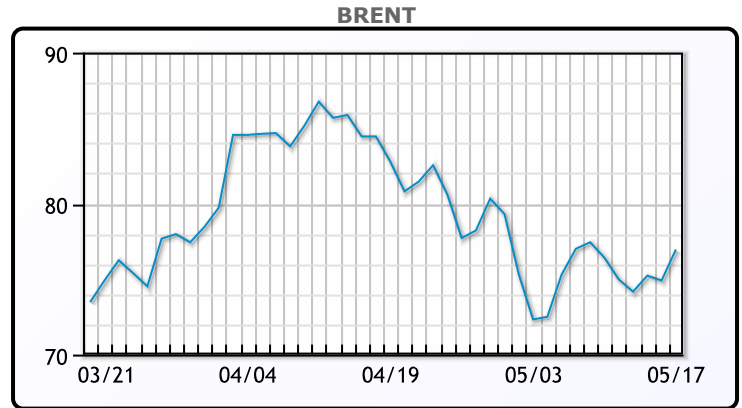
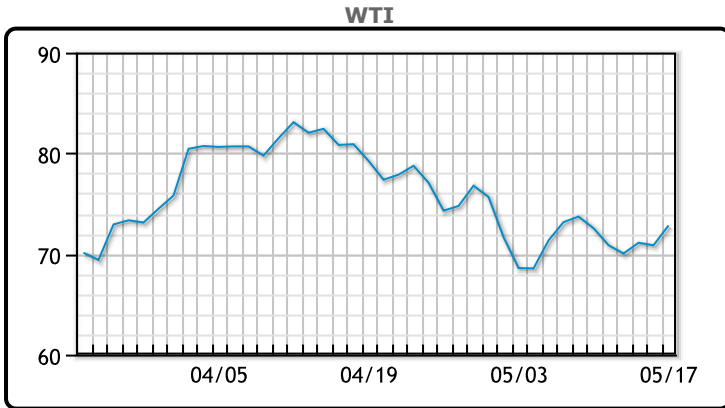
<https://www.pflpetroleum.com>
 1865 Veterans Park Dr. Suite 303
 Naples, Florida 34109
 Phone: 239-390-2885
 Fax: 239-949-0611
 May 17, 2023 6:42 PM

Major Energy Futures		
	Settle	Change
Brent	76.96	2.05
Gas Oil	694	0.5
Natural Gas	2.365	-0.011
RBOB	256.92	9.01
ULSD	242.26	5.87
WTI	72.83	1.97

Market Commentary

Oil prices settled higher today on optimism over oil demand and US debt ceiling negotiations. President Biden and Speaker McCarthy both reiterated their determination to reach a deal soon after a month's long standoff. The two will now be negotiating directly. "Today's strong oil trade was all about the expectation of a debt ceiling agreement, likely by the end of this week, that appeared to lift a negative burden across most asset classes, including oil," said Jim Ritterbusch, president of Ritterbusch and Associates in Galena, Illinois. This outweighed a crude inventory build of 5MM/bbls vs a forecasted drop of 900K/bbls. WTI traded up \$1.97 or 2.8% to close at \$72.83. Brent traded up \$2.05 or 2.7% to close at \$76.96.

Crude & Product Markets

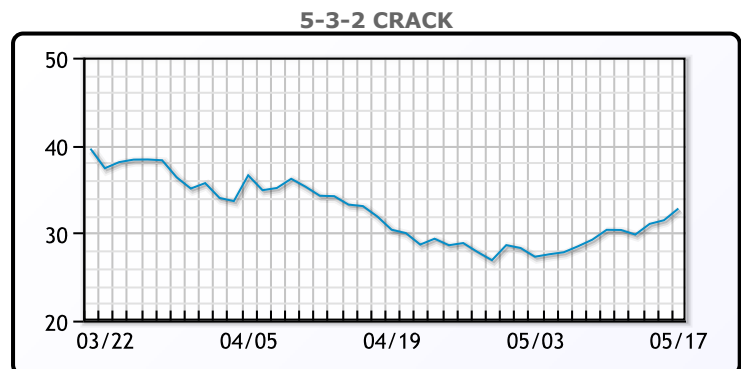
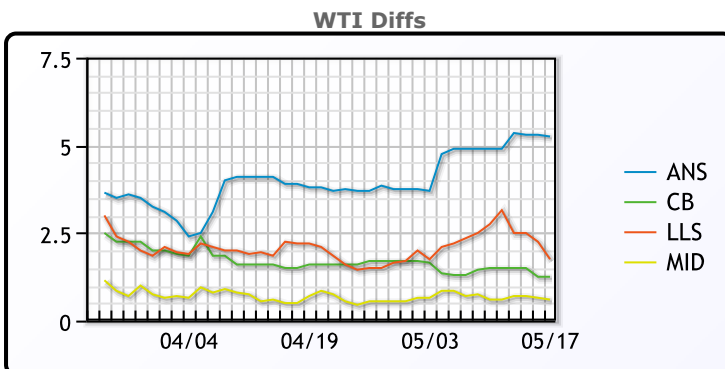


CRUDE

	Last	Week Ago	Month Ago
ANS	78.08	77.46	84.63
BLS	74.08	74.06	82.43
LLS	74.58	75.31	83.03
Mid	73.43	73.16	81.53
WTI	72.83	72.56	80.83

PRODUCTS

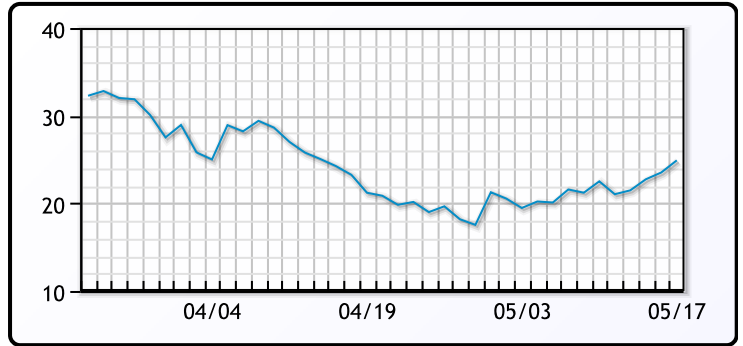
	Last	Week Ago	Month Ago
Gulf RBOB	249.67	243.49	271.65
Gulf ULSD	238.11	235.59	255.095
NYH RBOB	260.92	254.49	279.15
NYH ULSD	242.385	239.465	261.72
USGC 3%	61.125	60.125	67.875



3-2-1 Crack



Gulf 3-2-1 Crack



NGLs

MB

	Last	Week Ago	Month Ago
Butane	71.25	72.75	92
IsoButane	78.75	80.75	103.25
Natural Gasoline	144	147.5	161
Propane	65.375	68.375	81.75

CONWAY

	Last	Week Ago	Month Ago
Butane	71.75	72	93
IsoButane	82	88	102
Natural Gasoline	154	154.5	160
Propane	64.875	67	81

MB NON

	Last	Week Ago	Month Ago
Butane	75.25	76.75	97
IsoButane	78.75	80.75	103.25
Natural Gasoline	145.5	147	158.5
Propane	64.3	67.4	81.5

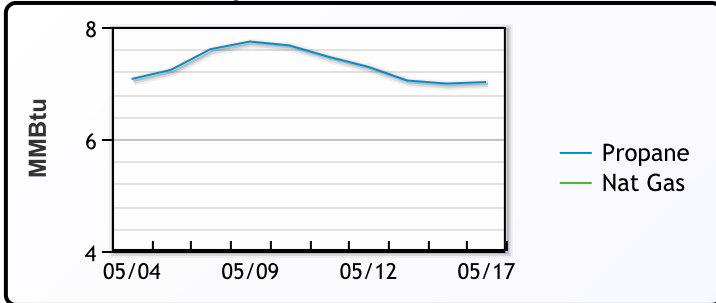
EDMONTON

	Last	Week Ago	Month Ago
Propane	48.5	50.4	64

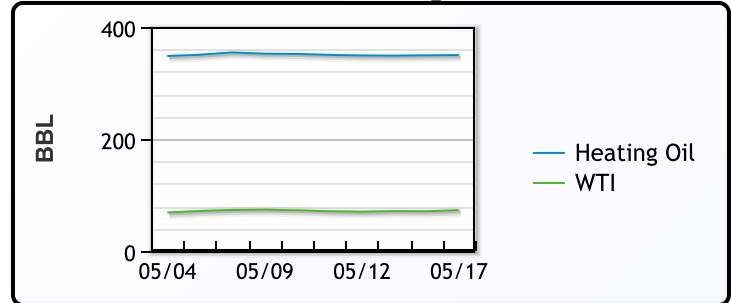
SARNIA

	Last	Week Ago	Month Ago
Propane	79.5	85.5	99.8

Propane MT.B Tet vs Nat Gas



WTI vs Heating Oil



FX

	Last	Change
CAD	1.3454	-0.0001
DXY	102.882	0.318
Gold	1983.36	1.52

RATES

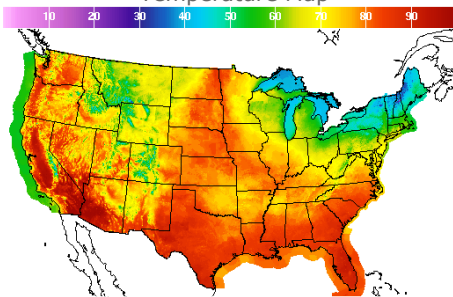
	Last	Change
US 2yr	4.154	0.0719
US 10yr	3.5641	0.0302
CAN 10yr	3.105	0.054

EQUITIES

	Last	Change
Nasdaq	12500.57	157.52
TSX	1223.289	1.933
S&P 500	4158.77	48.87

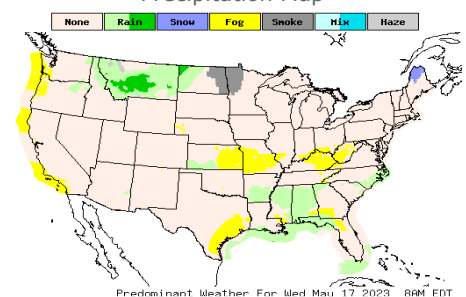
Weather Data

Temperature Map



City	HIGH °F	LOW °F
Calgary	66	50
Conway	80	53
Cushing	73	59
Denver	75	54
Houston	86	69
Mont Belvieu	85	68
Sarnia	44	38
Williston	67	54

Precipitation Map



This report has been prepared by PFL Petroleum Limited personnel for your information only and the views expressed are intended to provide market commentary and are not recommendations. This report is not an offer to sell or a solicitation of any offer to buy any security. The information contained herein has been compiled by PFL from sources believed to be reliable, but no representation or warranty, express or implied, is made by PFL Petroleum Limited, its affiliates or any other person as to its accuracy, completeness or correctness. Copyright 2017 PFL Petroleum Limited. All Rights Reserved