



MARKET DAILY

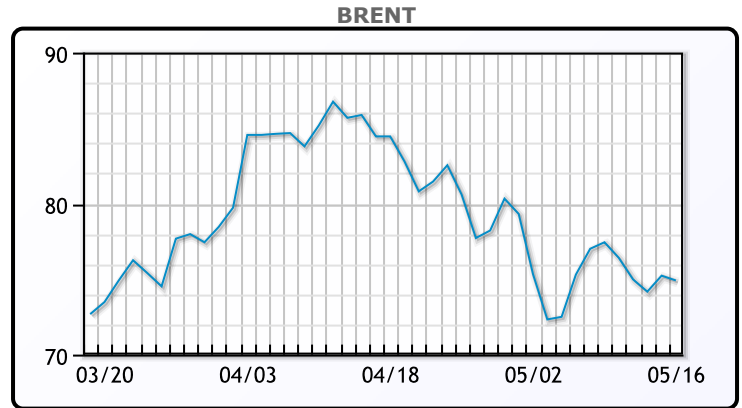
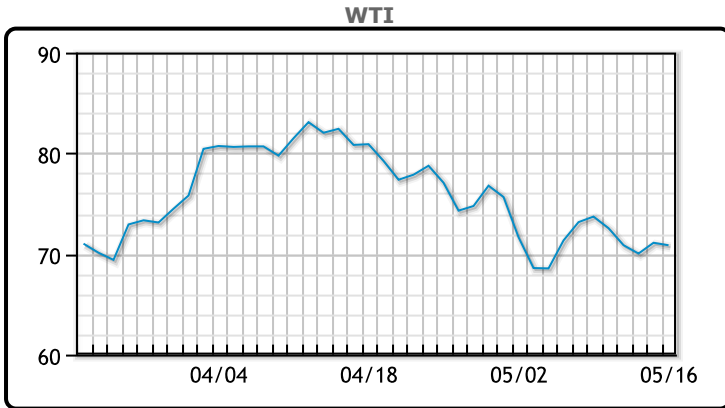
<https://www.pflpetroleum.com>
 1865 Veterans Park Dr. Suite 303
 Naples, Florida 34109
 Phone: 239-390-2885
 Fax: 239-949-0611
 May 16, 2023 6:31 PM

Major Energy Futures		
	Settle	Change
Brent	74.91	-0.32
Gas Oil	680	10.5
Natural Gas	2.376	0.001
RBOB	247.91	0.71
ULSD	236.39	-1.41
WTI	70.86	-0.25

Market Commentary

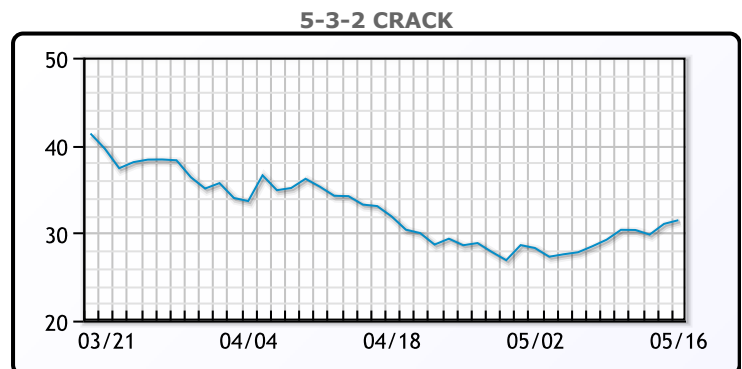
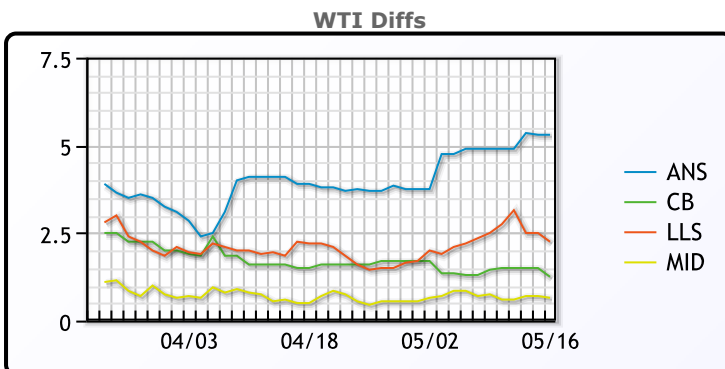
Oil prices were lower today as the markets weighed economic risk and bad economic data. Weighing on prices on Tuesday was Chinese data showing industrial output and retail sales growth undershot forecasts in April, suggesting the world's second-largest economy lost momentum at the start of the second quarter. However China's oil refinery throughput in April rose 18.9%, to the second highest level on record. "There has been a lot of concern about China's industrial numbers, but if you look at their actual demand numbers or refinery runs, they're knocking on the door of breaking records," said Phil Flynn, an analyst at Price Futures Group. WTI traded down \$.25 to close at \$70.86. Brent traded down \$.32 to close at \$74.91

Crude & Product Markets

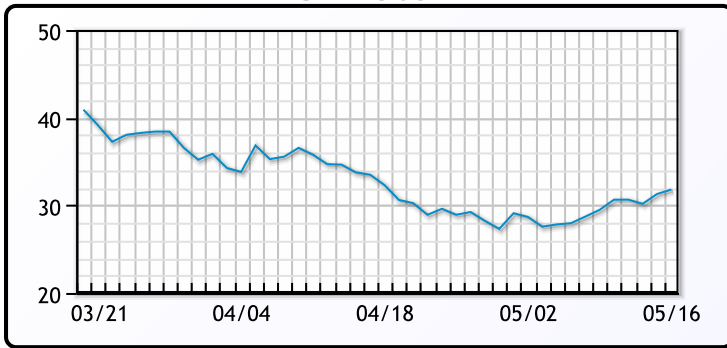


CRUDE			
	Last	Week Ago	Month Ago
ANS	76.16	78.61	86.42
BLS	72.11	75.16	84.02
LLS	73.11	76.21	84.72
Mid	71.51	74.46	83.02
WTI	70.86	73.71	82.52

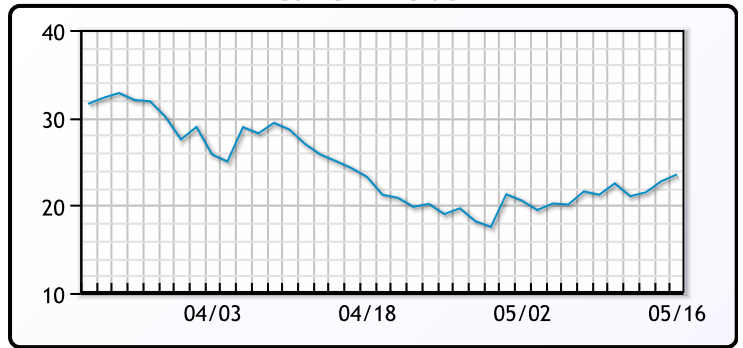
PRODUCTS			
	Last	Week Ago	Month Ago
Gulf RBOB	240.66	243.24	279.84
Gulf ULSD	232.49	234.77	257.045
NYH RBOB	251.66	252.49	260.34
NYH ULSD	236.515	239.02	264.92
USGC 3%	58.625	60.625	68.375



3-2-1 Crack



Gulf 3-2-1 Crack



NGLs

MB

	Last	Week Ago	Month Ago
Butane	68.75	75	94
IsoButane	76	83.5	105.5
Natural Gasoline	138.8	149.3	164.8
Propane	64.25	70.25	83.25

CONWAY

	Last	Week Ago	Month Ago
Butane	69.5	74.25	97
IsoButane	79.5	88	107.5
Natural Gasoline	150	154	163.25
Propane	63.375	69.125	82.25

MB NON

	Last	Week Ago	Month Ago
Butane	72.75	79	99
IsoButane	76	83.5	105.5
Natural Gasoline	140.25	149.25	162.25
Propane	63.4	69.6	83.6

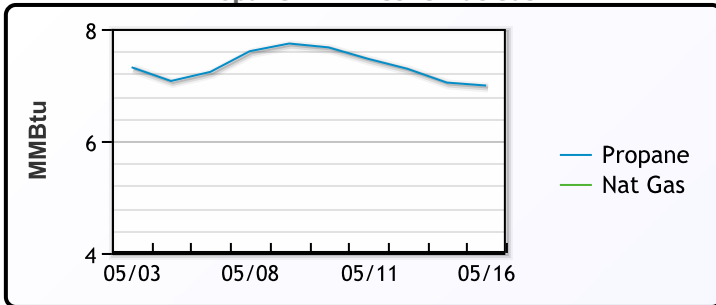
EDMONTON

	Last	Week Ago	Month Ago
Propane	46	52	65.3

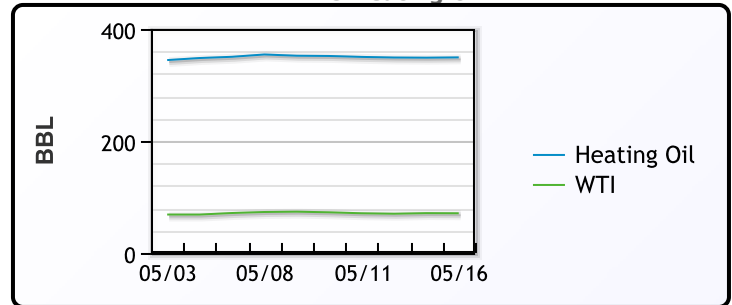
SARNIA

	Last	Week Ago	Month Ago
Propane	81.5	85	99.8

Propane MT.B Tet vs Nat Gas



WTI vs Heating Oil



FX

	Last	Change
CAD	1.3477	-0.0005
DXY	102.564	0.13
Gold	1989.28	0.11

RATES

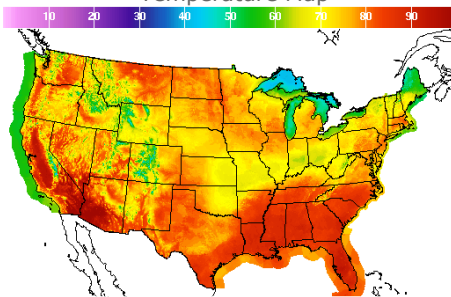
	Last	Change
US 2yr	4.0821	0.0717
US 10yr	3.5339	0.032
CAN 10yr	3.051	0.103

EQUITIES

	Last	Change
Nasdaq	12343.05	-22.16
TSX	1221.356	-19.305
S&P 500	4109.9	-26.38

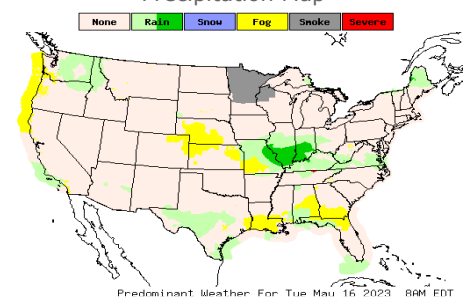
Weather Data

Temperature Map



City	HIGH °F	LOW °F
Calgary	69	56
Conway	77	59
Cushing	68	59
Denver	75	51
Houston	85	71
Mont Belvieu	82	71
Sarnia	69	45
Williston	83	54

Precipitation Map



This report has been prepared by PFL Petroleum Limited personnel for your information only and the views expressed are intended to provide market commentary and are not recommendations. This report is not an offer to sell or a solicitation of any offer to buy any security. The information contained herein has been compiled by PFL from sources believed to be reliable, but no representation or warranty, express or implied, is made by PFL Petroleum Limited, its affiliates or any other person as to its accuracy, completeness or correctness. Copyright 2017 PFL Petroleum Limited. All Rights Reserved