



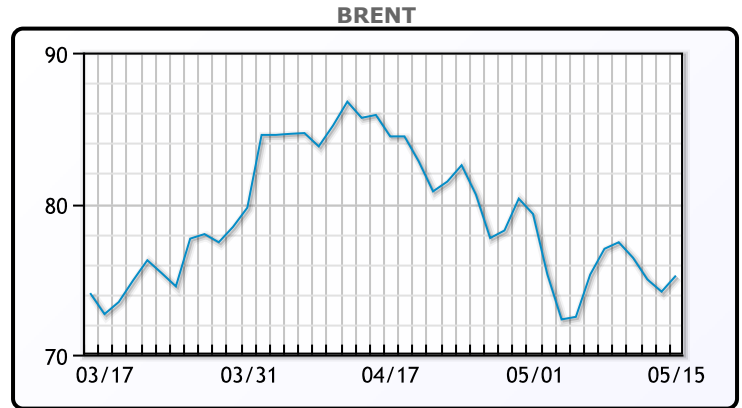
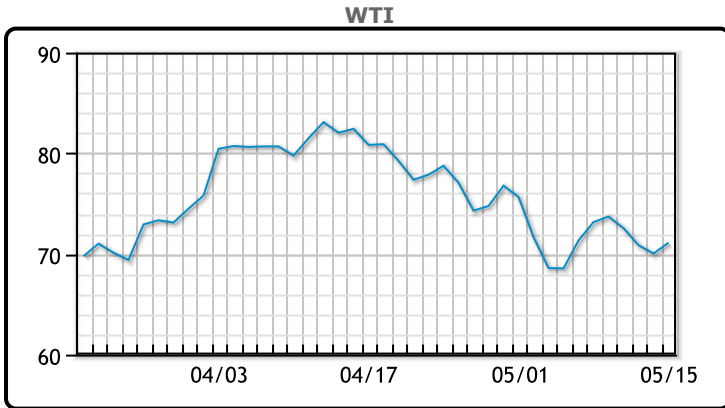
MARKET DAILY

<https://www.pflpetroleum.com>
 1865 Veterans Park Dr. Suite 303
 Naples, Florida 34109
 Phone: 239-390-2885
 Fax: 239-949-0611
 May 15, 2023 8:10 PM

Major Energy Futures		
	Settle	Change
Brent	75.23	1.06
Gas Oil	679.5	10.5
Natural Gas	2.375	0.109
RBOB	247.2	4.18
ULSD	237.8	7.25
WTI	71.11	1.07

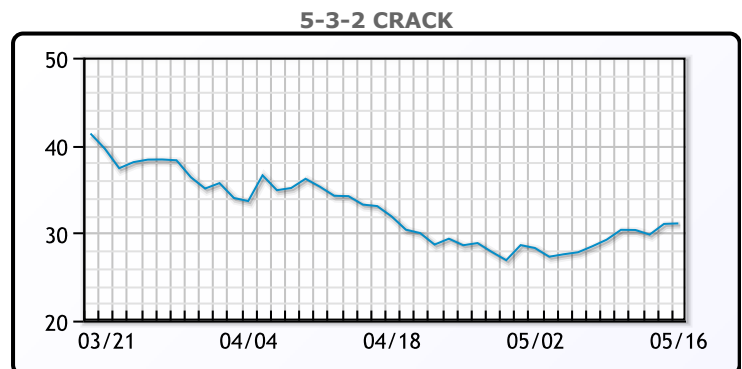
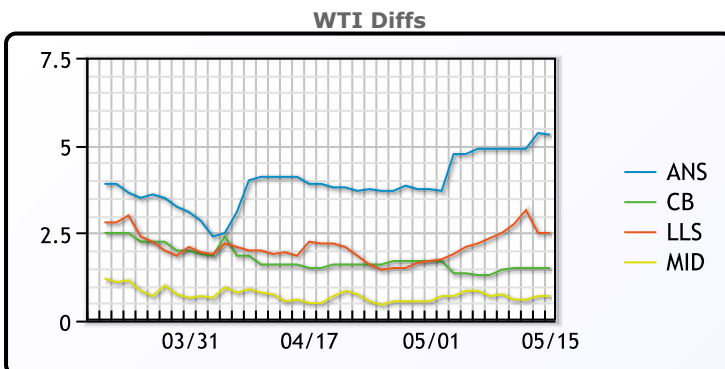
Market Commentary
 Oil prices rose today after three straight sessions of declines boosted by the prospect of tightening supplies in Canada. Wildfires are raging in Alberta shutting in large amounts of crude supply. "The OPEC+ cuts are likely to have a greater impact as we move through the summer, as previous attempts to balance the markets were offset by seasonal weakness and the release of strategic reserves," said Third Bridge analyst Peter McNally. At least 300K/bpd of production was shut in last week. Elsewhere global supplies are expected to tighten in the second half of the year as OPEC+ plans additional output cuts. WTI traded up \$1.07 or 1.5% to close at \$71.11. Brent rose \$1.06 or 1.4% to close at \$75.23.

Crude & Product Markets

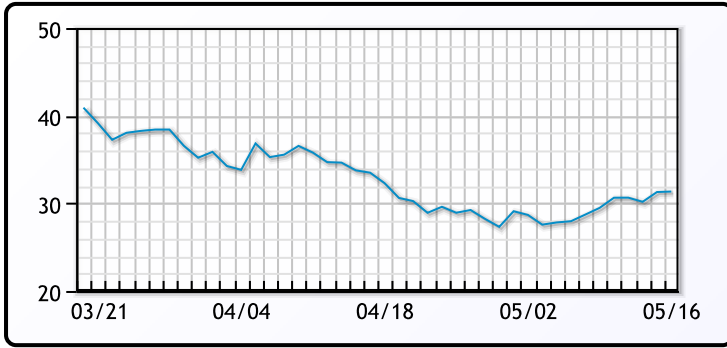


CRUDE			
	Last	Week Ago	Month Ago
ANS	76.41	78.06	86.42
BLS	72.61	74.46	84.02
LLS	73.61	75.51	84.72
Mid	71.81	73.86	83.02
WTI	71.11	73.16	82.52

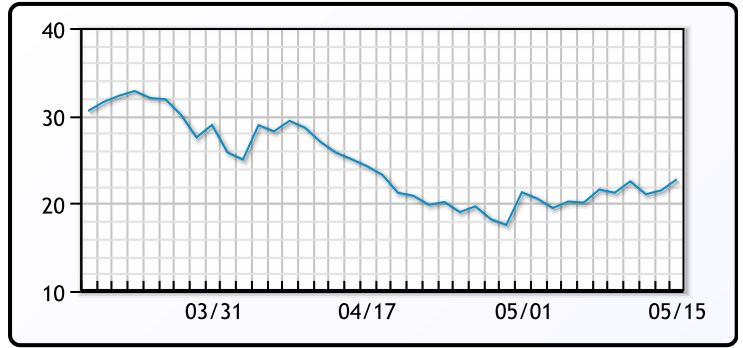
PRODUCTS			
	Last	Week Ago	Month Ago
Gulf RBOB	241.2	242.41	279.84
Gulf ULSD	234.425	234.02	257.045
NYH RBOB	250.95	250.91	260.34
NYH ULSD	237.8	238.145	264.92
USGC 3%	58.875	59.375	68.375



3-2-1 Crack



Gulf 3-2-1 Crack



NGLs

MB

	Last	Week Ago	Month Ago
Butane	62.3	74	93.8
IsoButane	76.5	82	100.8
Natural Gasoline	138.5	148	164.8
Propane	64.1	70.4	83.5

CONWAY

	Last	Week Ago	Month Ago
Butane	67	76.5	94.5
IsoButane	79.3	82.5	103.3
Natural Gasoline	151	148.5	161.5
Propane	63.6	69.9	82.3

MB NON

	Last	Week Ago	Month Ago
Butane	72.3	79	98.8
IsoButane	76.5	82	100.8
Natural Gasoline	140	148	162.8
Propane	63.1	69.6	83.6

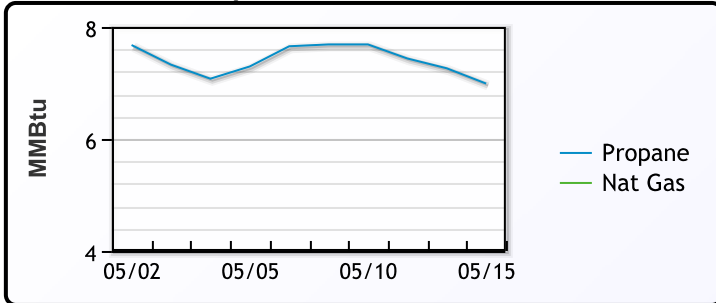
EDMONTON

	Last	Week Ago	Month Ago
Propane	47.1	53.1	65.3

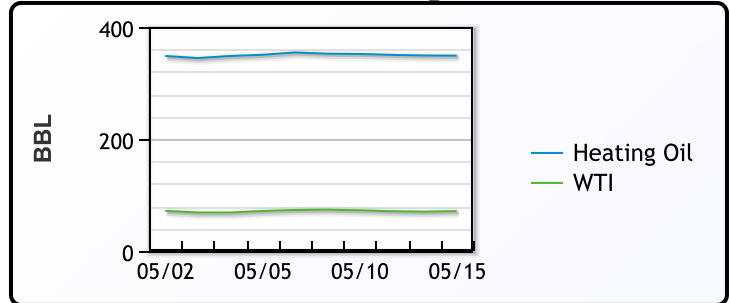
SARNIA

	Last	Week Ago	Month Ago
Propane	83.8	82.8	99.8

Propane MT.B Tet vs Nat Gas



WTI vs Heating Oil



FX

	Last	Change
CAD	1.3464	-0.0003
DXY	102.425	-0.009
Gold	2015.11	-1.38

RATES

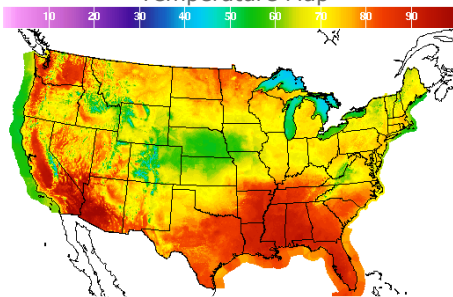
	Last	Change
US 2yr	4.0041	-0.0063
US 10yr	3.5	-0.0019
CAN 10yr	2.948	0.07

EQUITIES

	Last	Change
Nasdaq	12365.21	80.47
TSX	1240.661	7.411
S&P 500	4136.28	12.2

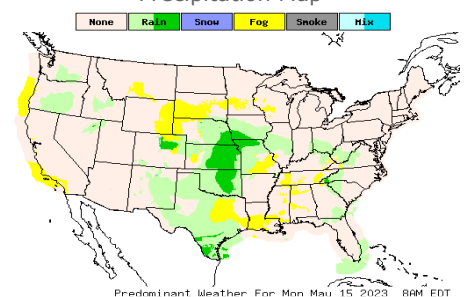
Weather Data

Temperature Map



City	HIGH °F	LOW °F
Calgary	79	50
Conway	80	57
Cushing	68	63
Denver	61	48
Houston	85	72
Mont Belvieu	83	72
Sarnia	63	41
Williston	79	53

Precipitation Map



This report has been prepared by PFL Petroleum Limited personnel for your information only and the views expressed are intended to provide market commentary and are not recommendations. This report is not an offer to sell or a solicitation of any offer to buy any security. The information contained herein has been compiled by PFL from sources believed to be reliable, but no representation or warranty, express or implied, is made by PFL Petroleum Limited, its affiliates or any other person as to its accuracy, completeness or correctness. Copyright 2017 PFL Petroleum Limited. All Rights Reserved