



MARKET DAILY

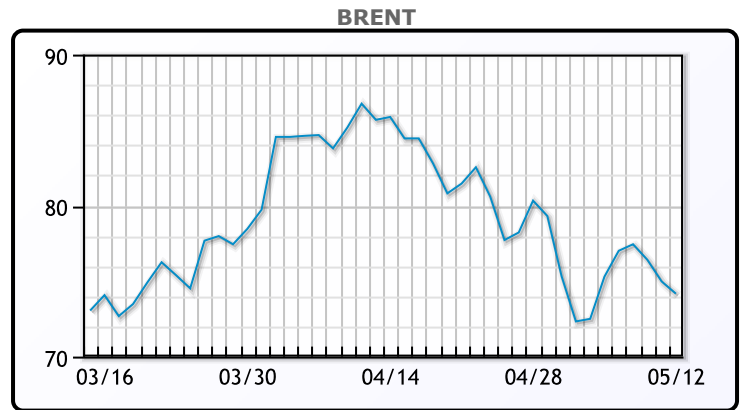
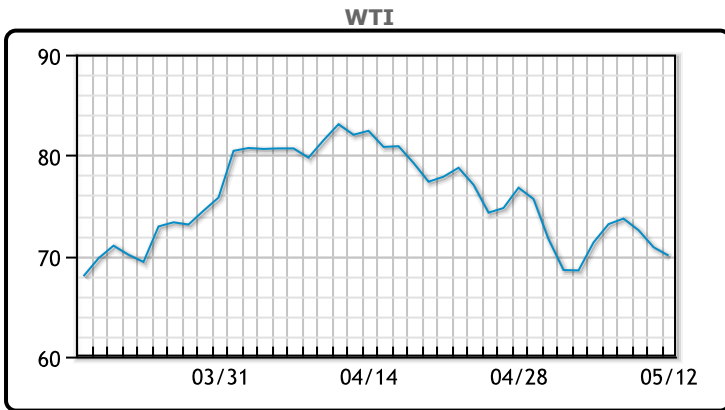
<https://www.pflpetroleum.com>
 1865 Veterans Park Dr. Suite 303
 Naples, Florida 34109
 Phone: 239-390-2885
 Fax: 239-949-0611
 May 12, 2023 8:02 PM

Major Energy Futures		
	Settle	Change
Brent	74.17	-0.81
Gas Oil	669	-9
Natural Gas	2.266	-0.001
RBOB	243.02	-3.72
ULSD	230.55	-4.39
WTI	70.04	-0.83

Market Commentary

Oil prices were lower today falling for a third consecutive week. Prices were lower on a stronger dollar and economic fears in the US and Canada. "Lack of confidence in the economy is translating to a retreat to the safer dollar, and is also causing pessimism about oil demand," said John Kilduff, partner at Again Capital LLC in New York. Putting the markets even more on edge, Fed Governor Michelle Bowman talked about raising rates further if inflation stays high. Chinas consumer price data rose at a slower pace in April than March, missing expectations. WTI traded down \$83 or -1.2% to close at \$70.04. Brent traded down \$.81 or -1.1% to close at \$74.17.

Crude & Product Markets

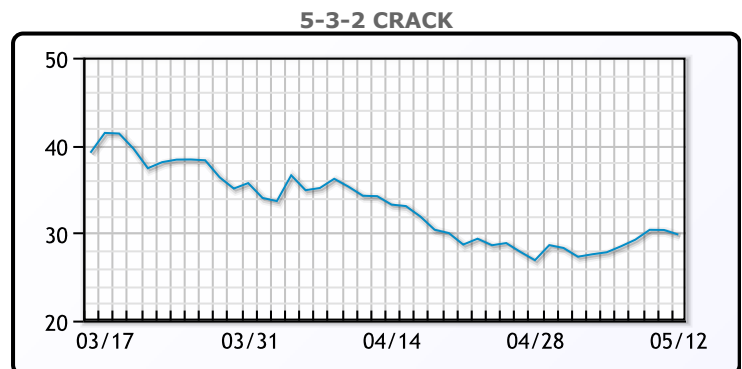
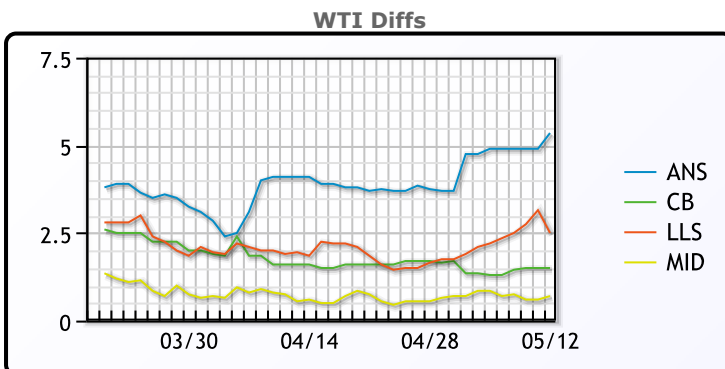


CRUDE

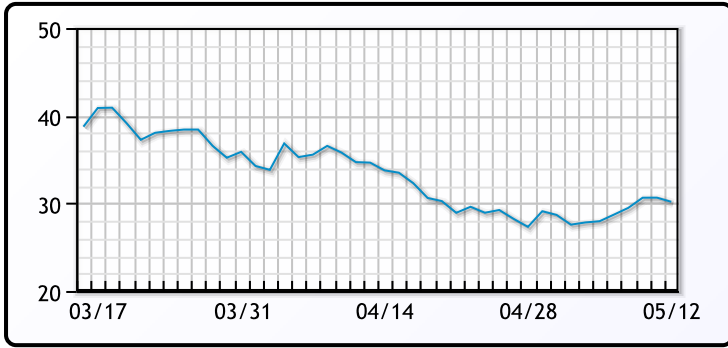
	Last	Week Ago	Month Ago
ANS	75.39	76.24	87.36
BLS	71.54	72.64	84.86
LLS	72.54	73.54	85.11
Mid	70.74	72.19	83.86
WTI	70.04	71.34	83.26

PRODUCTS

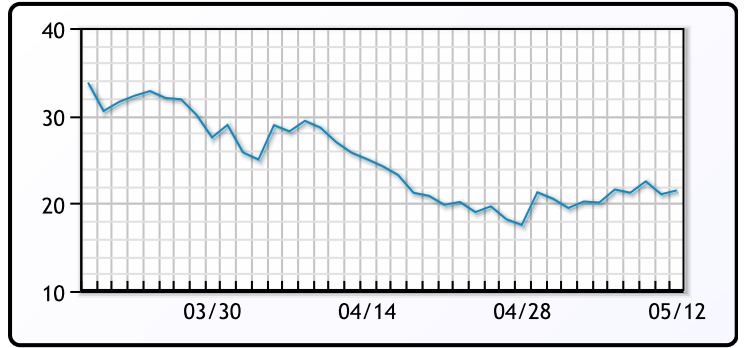
	Last	Week Ago	Month Ago
Gulf RBOB	235.27	232.9	283.02
Gulf ULSD	226.875	227.595	264.31
NYH RBOB	247.52	241.9	261.77
NYH ULSD	230.675	231.97	272.81
USGC 3%	58.625	57.875	68.625



3-2-1 Crack



Gulf 3-2-1 Crack



NGLs

MB

	Last	Week Ago	Month Ago
Butane	62.5	72.8	90.3
IsoButane	76	81	105.4
Natural Gasoline	139	141.9	166.5
Propane	64	70.1	84

CONWAY

	Last	Week Ago	Month Ago
Butane	69	74	97.3
IsoButane	80	79	108
Natural Gasoline	144.5	147.8	164
Propane	63.6	69.3	82.8

MB NON

	Last	Week Ago	Month Ago
Butane	72.5	77.8	100.3
IsoButane	76	81	105.4
Natural Gasoline	140.5	141.9	164.5
Propane	63	69.4	84

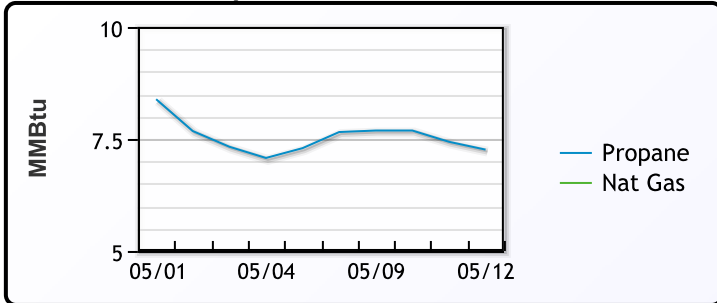
EDMONTON

	Last	Week Ago	Month Ago
Propane	47.1	52.5	65

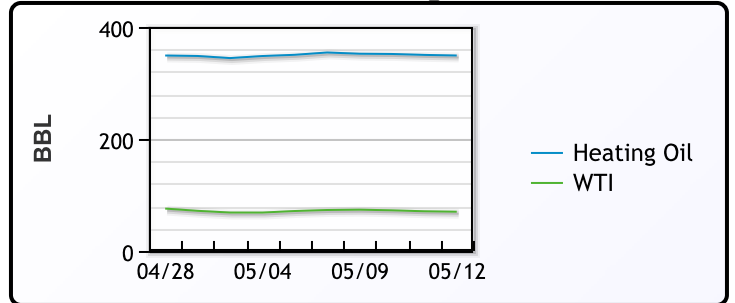
SARNIA

	Last	Week Ago	Month Ago
Propane	83.8	82.8	97

Propane MT.B Tet vs Nat Gas



WTI vs Heating Oil



FX

	Last	Change
CAD	1.355	0.0059
DXY	102.681	0.623
Gold	2010.77	-4.28

RATES

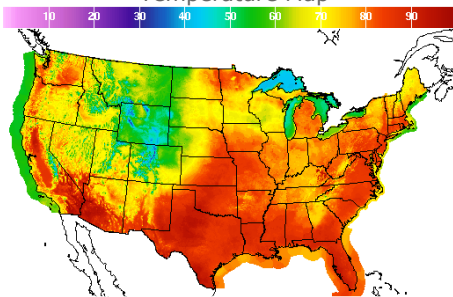
	Last	Change
US 2yr	3.9872	0.0878
US 10yr	3.4625	0.0782
CAN 10yr	2.878	0.048

EQUITIES

	Last	Change
Nasdaq	12284.74	-43.77
TSX	1233.25	-0.334
S&P 500	4124.08	-6.54

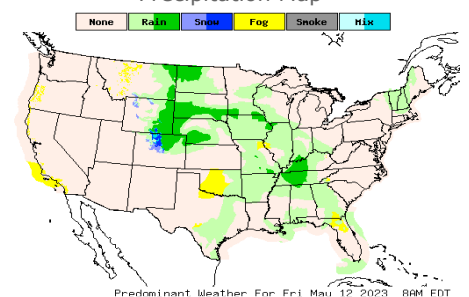
Weather Data

Temperature Map



City	HIGH °F	LOW °F
Calgary	70	44
Conway	77	55
Cushing	83	67
Denver	59	46
Houston	90	75
Mont Belvieu	85	75
Sarnia	72	57
Williston	57	52

Precipitation Map



This report has been prepared by PFL Petroleum Limited personnel for your information only and the views expressed are intended to provide market commentary and are not recommendations. This report is not an offer to sell or a solicitation of any offer to buy any security. The information contained herein has been compiled by PFL from sources believed to be reliable, but no representation or warranty, express or implied, is made by PFL Petroleum Limited, its affiliates or any other person as to its accuracy, completeness or correctness. Copyright 2017 PFL Petroleum Limited. All Rights Reserved