



MARKET DAILY

<https://www.pflpetroleum.com>
 1865 Veterans Park Dr. Suite 303
 Naples, Florida 34109
 Phone: 239-390-2885
 Fax: 239-949-0611
 May 1, 2023 8:19 PM

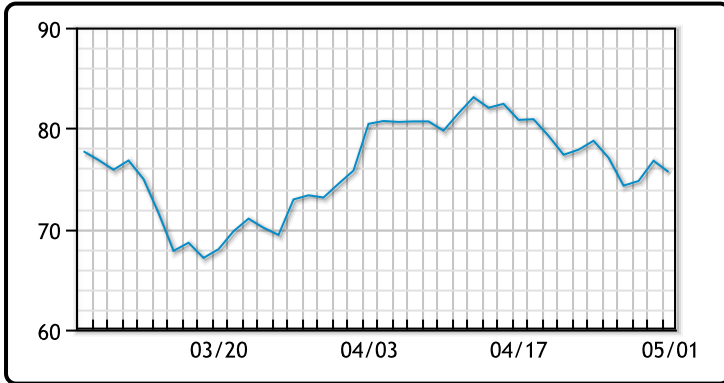
Major Energy Futures		
	Settle	Change
Brent	78.45	-1.02
Gas Oil	691	-4
Natural Gas	2.318	-0.092
RBOB	255.04	2.03
ULSD	238.23	0.52
WTI	75.66	-1.12

Market Commentary

Oil prices were lower today. Bad data out of the Chinese manufactures dampened sentiment today as manufacturing activity unexpectedly fell in April. "We continue to be at the mercy of sentiment surrounding a Chinese recovery or the lack thereof, while the backdrop in the U.S. of ongoing monetary tightening leaves us in the 'bad is good' realm when it comes to economic data or newsflow," said Kpler analyst Matt Smith. On the flip side travel data out of the PRC was strong, with 19.7 million railway trips made on the first day of May Day holiday as residents make their first trips since the easing of Covid restrictions. The US Federal Reserve is set to meet tomorrow and Wednesday where they are expected to raise rates slightly and likely pause future increases. WTI traded down \$1.12 or -1.5% to close at \$75.66. Brent traded down \$1.02 or -1.3% to close at \$78.45.

Crude & Product Markets

WTI



BRENT



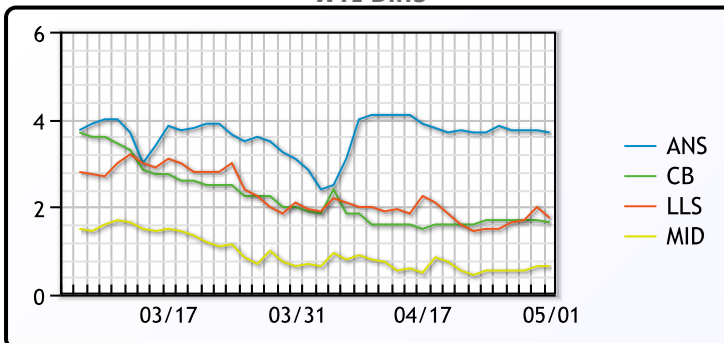
CRUDE

	Last	Week Ago	Month Ago
ANS	79.36	82.46	78.07
BLS	77.31	80.46	77.52
LLS	77.41	80.26	77.57
Mid	76.31	79.31	76.32
WTI	75.66	78.76	75.67

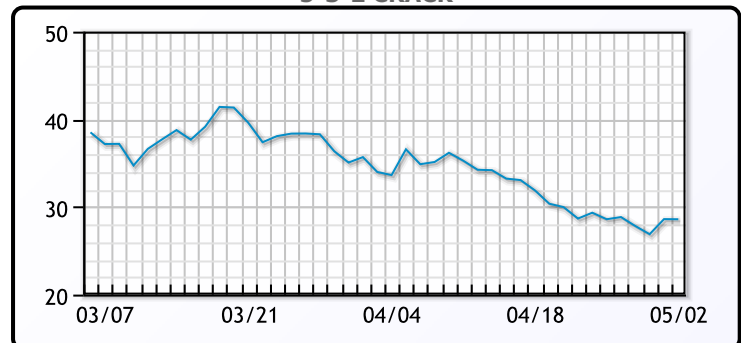
PRODUCTS

	Last	Week Ago	Month Ago
Gulf RBOB	247.79	252.75	264.6
Gulf ULSD	234.23	246.51	257.56
NYH RBOB	260.04	263.68	243.8
NYH ULSD	238.73	252.35	267.505
USGC 3%	62.875	65.875	61.875

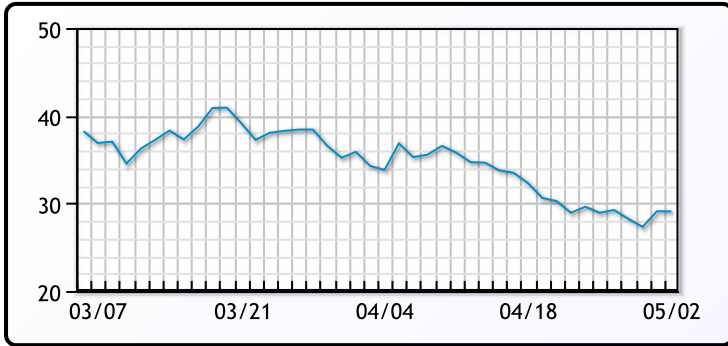
WTI Diffs



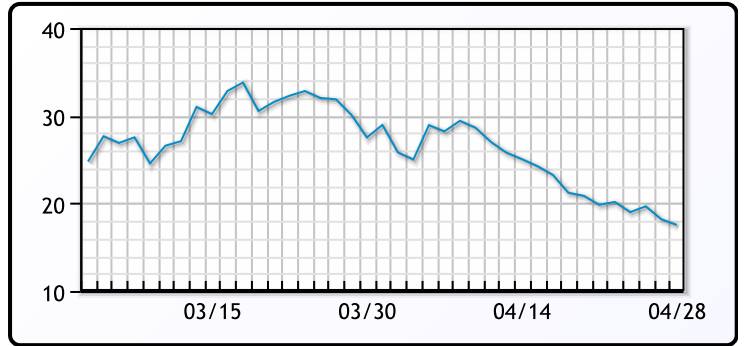
5-3-2 CRACK



3-2-1 Crack



Gulf 3-2-1 Crack



NGLs

MB

	Last	Week Ago	Month Ago
Butane	78.5	90.5	87.9
IsoButane	86	103.5	100.9
Natural Gasoline	153	161	157.3
Propane	70.3	80.9	77.6

CONWAY

	Last	Week Ago	Month Ago
Butane	79.3	89	88.3
IsoButane	90	100	101.8
Natural Gasoline	154	162.8	157
Propane	69.3	79.5	74.5

MB NON

	Last	Week Ago	Month Ago
Butane	81	95.5	92.9
IsoButane	86	103.5	100.9
Natural Gasoline	152	158.3	154.3
Propane	70.1	80.9	77.6

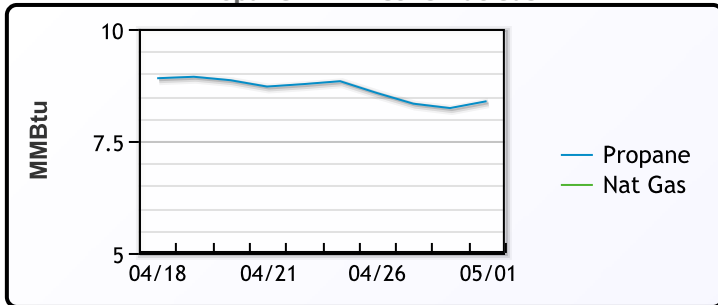
EDMONTON

	Last	Week Ago	Month Ago
Propane	51.8	61.3	55.5

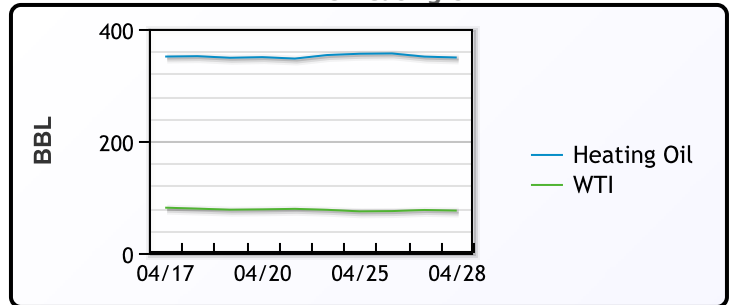
SARNIA

	Last	Week Ago	Month Ago
Propane	92.5	96.3	94.3

Propane MT.B Tet vs Nat Gas



WTI vs Heating Oil



FX

	Last	Change
CAD	1.3552	0.0008
DXY	102.083	-0.068
Gold	1982.76	0.2

RATES

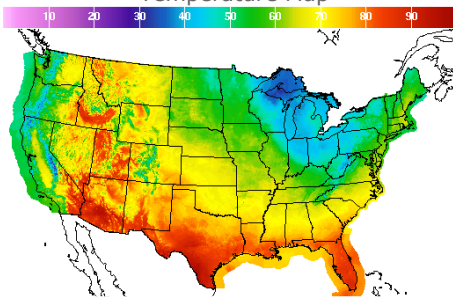
	Last	Change
US 2yr	4.1283	-0.0124
US 10yr	3.5586	-0.0095
CAN 10yr	2.972	0.131

EQUITIES

	Last	Change
Nasdaq	12212.6	-13.98
TSX	1244.384	-1.446
S&P 500	4167.87	-1.61

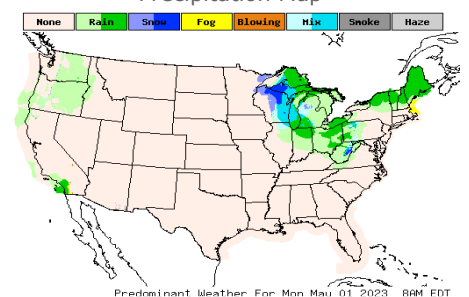
Weather Data

Temperature Map



City	HIGH °F	LOW °F
Calgary	76	48
Conway	50	35
Cushing	66	43
Denver	70	47
Houston	85	63
Mont Belvieu	80	60
Sarnia	45	35
Williston	62	36

Precipitation Map



This report has been prepared by PFL Petroleum Limited personnel for your information only and the views expressed are intended to provide market commentary and are not recommendations. This report is not an offer to sell or a solicitation of any offer to buy any security. The information contained herein has been compiled by PFL from sources believed to be reliable, but no representation or warranty, express or implied, is made by PFL Petroleum Limited, its affiliates or any other person as to its accuracy, completeness or correctness. Copyright 2017 PFL Petroleum Limited. All Rights Reserved