



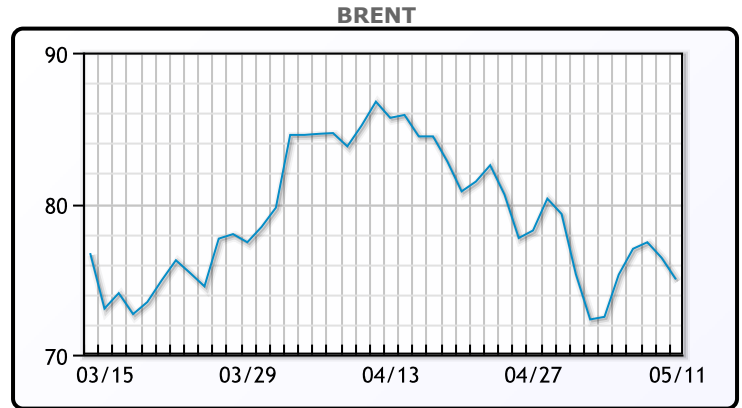
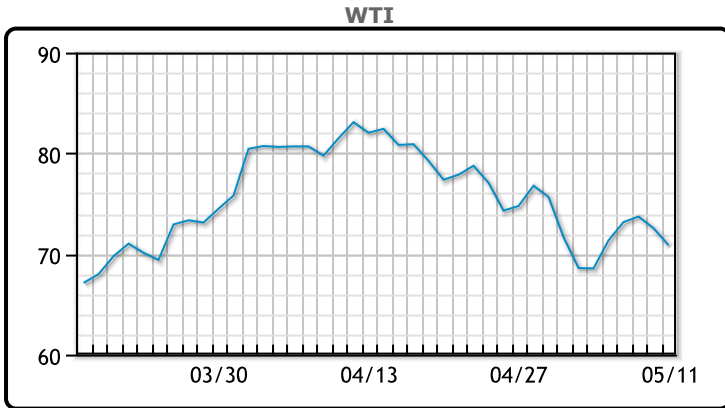
MARKET DAILY

<https://www.pflpetroleum.com>
 1865 Veterans Park Dr. Suite 303
 Naples, Florida 34109
 Phone: 239-390-2885
 Fax: 239-949-0611
 May 11, 2023 7:03 PM

Major Energy Futures		
	Settle	Change
Brent	74.98	-1.43
Gas Oil	683.75	18.5
Natural Gas	2.19	-0.001
RBOB	245.77	-3.72
ULSD	234.95	-4.39
WTI	70.87	-1.69

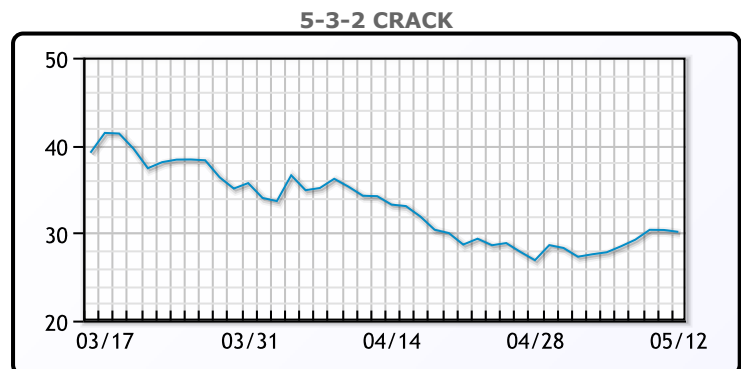
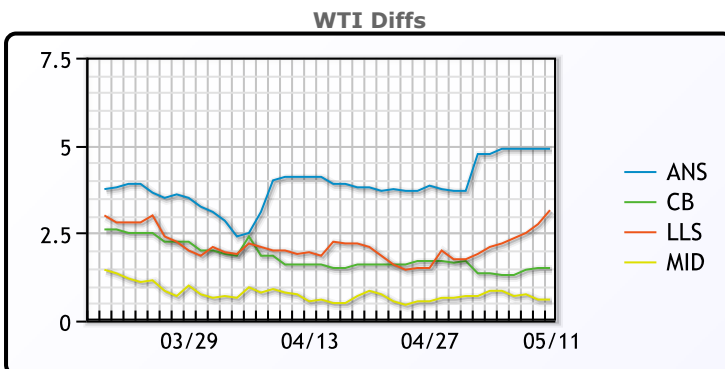
Market Commentary
 Oil prices fell today to the lowest in a week as the US debt ceiling is stoking recession jitters. Treasury Sec Janet Yellen again urged congress to raise the 31.4\$ Federal Debt limit. A US default would be unprecedented and would wreak havoc on the economy. "Uncertainties regarding the U.S. debt ceiling, recent banking issues that could prompt a credit crunch across much of the oil industry and continued strong possibility of a recession remain ... significant obstacles" for oil markets, analysts at energy consulting firm Ritterbusch and Associates said in a note. WTI traded down \$1.69 or -2.3% to close at \$70.87. Brent traded down \$1.43 or -1.9% to close at \$74.98.

Crude & Product Markets

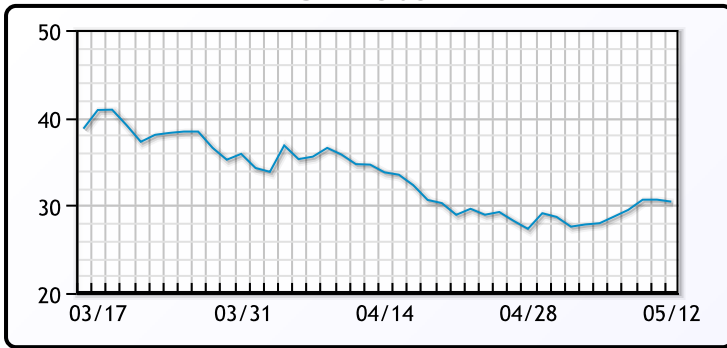


CRUDE			
	Last	Week Ago	Month Ago
ANS	75.77	73.31	85.63
BLS	72.37	69.91	83.13
LLS	74.02	70.66	83.48
Mid	71.47	69.41	82.08
WTI	70.87	68.56	81.53

PRODUCTS			
	Last	Week Ago	Month Ago
Gulf RBOB	238.02	226.84	283.77
Gulf ULSD	232.2	219.37	261.32
NYH RBOB	251.77	236.84	261.52
NYH ULSD	234.95	224.245	269.82
USGC 3%	58.875	55.125	67.625



3-2-1 Crack



Gulf 3-2-1 Crack



NGLs

MB

	Last	Week Ago	Month Ago
Butane	64.5	69.3	93.8
IsoButane	77.5	77	103.3
Natural Gasoline	143.8	138	164.3
Propane	66.5	66.8	82.7

CONWAY

	Last	Week Ago	Month Ago
Butane	70.5	72	94
IsoButane	76.5	75.3	106.8
Natural Gasoline	151.5	142	159
Propane	65.8	66.5	81

MB NON

	Last	Week Ago	Month Ago
Butane	74.5	74.3	98.8
IsoButane	77.5	77	103.3
Natural Gasoline	143.8	138	162.3
Propane	65.8	66	82.8

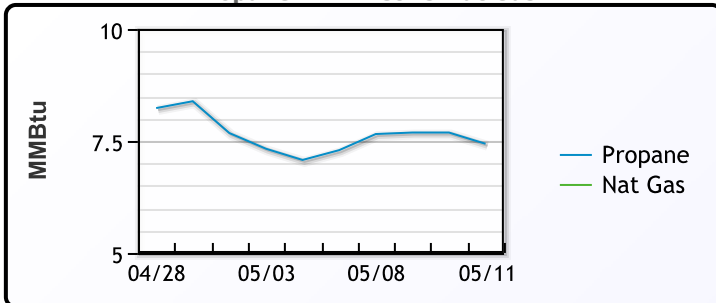
EDMONTON

	Last	Week Ago	Month Ago
Propane	49	48	63.3

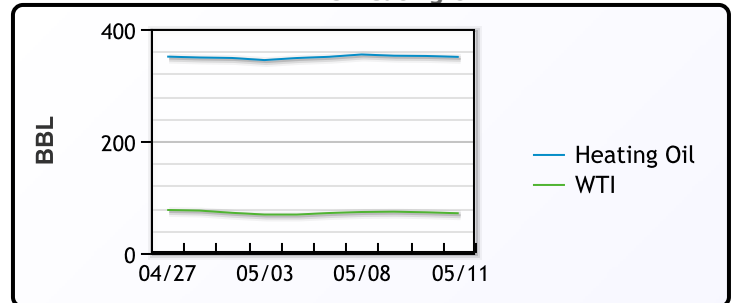
SARNIA

	Last	Week Ago	Month Ago
Propane	83.8	86.8	99.5

Propane MT.B Tet vs Nat Gas



WTI vs Heating Oil



FX

	Last	Change
CAD	1.3491	0
DXY	102.058	0.581
Gold	2015.98	0.93

RATES

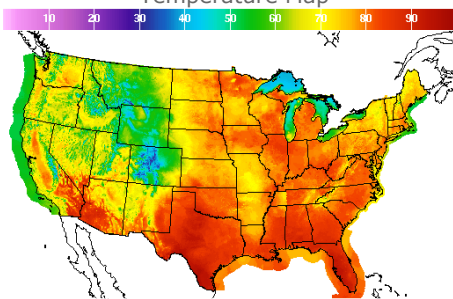
	Last	Change
US 2yr	3.8994	-0.0104
US 10yr	3.3843	-0.0583
CAN 10yr	2.83	-0.072

EQUITIES

	Last	Change
Nasdaq	12328.51	22.07
TSX	1233.584	-3.455
S&P 500	4130.62	-7.02

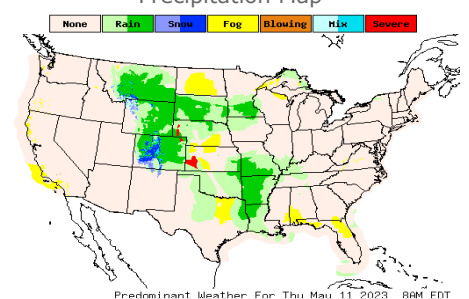
Weather Data

Temperature Map



City	HIGH °F	LOW °F
Calgary	63	44
Conway	75	56
Cushing	76	62
Denver	49	47
Houston	87	71
Mont Belvieu	83	72
Sarnia	71	52
Williston	68	54

Precipitation Map



This report has been prepared by PFL Petroleum Limited personnel for your information only and the views expressed are intended to provide market commentary and are not recommendations. This report is not an offer to sell or a solicitation of any offer to buy any security. The information contained herein has been compiled by PFL from sources believed to be reliable, but no representation or warranty, express or implied, is made by PFL Petroleum Limited, its affiliates or any other person as to its accuracy, completeness or correctness. Copyright 2017 PFL Petroleum Limited. All Rights Reserved