



MARKET DAILY

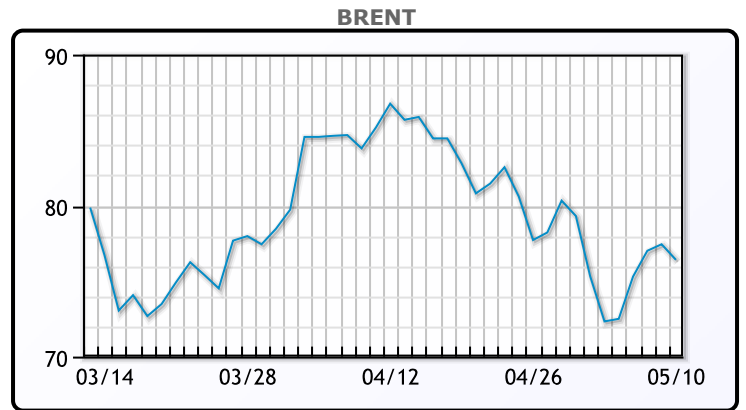
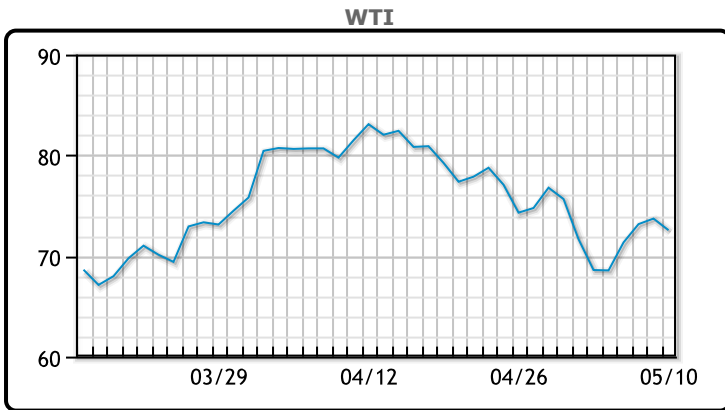
<https://www.pflpetroleum.com>
 1865 Veterans Park Dr. Suite 303
 Naples, Florida 34109
 Phone: 239-390-2885
 Fax: 239-949-0611
 May 10, 2023 8:00 PM

Major Energy Futures		
	Settle	Change
Brent	76.41	-1.03
Gas Oil	694.75	-15.25
Natural Gas	2.191	-0.076
RBOB	249.49	1.5
ULSD	239.34	0.32
WTI	72.56	-1.15

Market Commentary

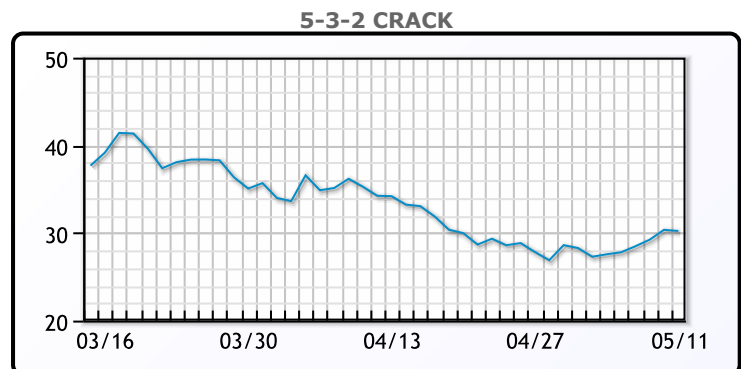
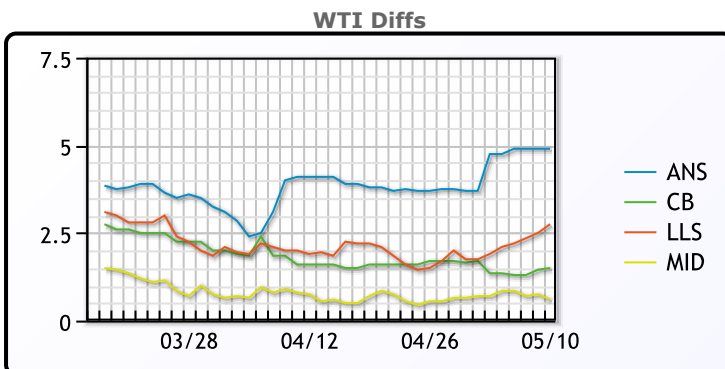
Oil prices were lower today ending a three day rally. Consumer prices rose in April albeit at a slower pace. U.S. crude oil inventories rose by about 3 million barrels last week due to another release from national reserves and a drop in exports, the Energy Information Administration said. "Oil prices have been depressed by fears about economic growth related to the banking crisis and normal seasonal weakness during the spring as energy demand moderates," said Jay Hatfield, CEO of Infrastructure Capital Management. U.S. gasoline inventories fell by 3.2 million barrels last week, much bigger than the 1.2 million-barrel draw forecast by analysts. Distillate stocks also declined, EIA data showed. WTI traded down \$1.15 or -1.6% to close at \$72.56. Brent traded down \$1.03 or -1.3% to close at \$76.41.

Crude & Product Markets

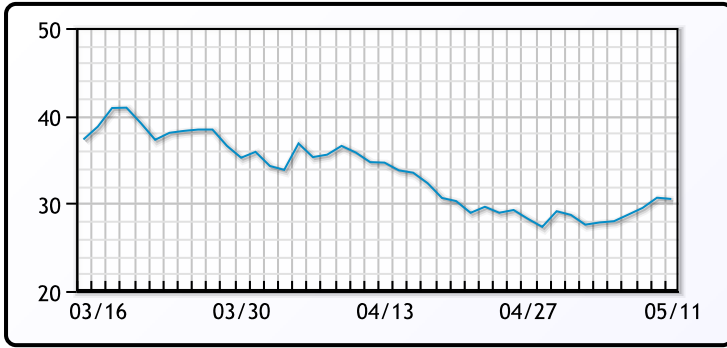


CRUDE			
	Last	Week Ago	Month Ago
ANS	77.46	73.35	83.84
BLS	74.06	69.95	81.34
LLS	75.31	70.5	81.64
Mid	73.16	69.3	80.49
WTI	72.56	68.6	79.74

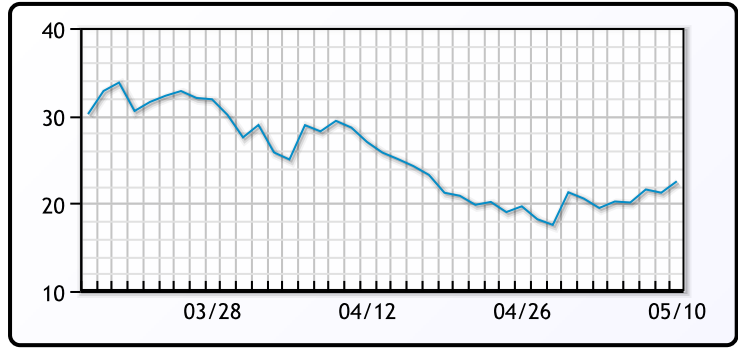
PRODUCTS			
	Last	Week Ago	Month Ago
Gulf RBOB	243.49	223.71	276.29
Gulf ULSD	235.59	219.98	263.89
NYH RBOB	254.49	236.21	255.79
NYH ULSD	239.465	223.48	271.64
USGC 3%	60.125	56.375	66.125



3-2-1 Crack



Gulf 3-2-1 Crack



NGLs

MB

	Last	Week Ago	Month Ago
Butane	66.5	68.8	92.3
IsoButane	79.5	76.8	104.6
Natural Gasoline	147.5	137.3	160.8
Propane	68.1	64.8	80.8

CONWAY

	Last	Week Ago	Month Ago
Butane	72.5	69.5	93.1
IsoButane	72.5	74.3	106.5
Natural Gasoline	151	143	157
Propane	67.1	63.5	79.8

MB NON

	Last	Week Ago	Month Ago
Butane	76.5	73.8	97.3
IsoButane	79.5	76.8	104.6
Natural Gasoline	147.3	137.3	158.8
Propane	67.4	63.9	81

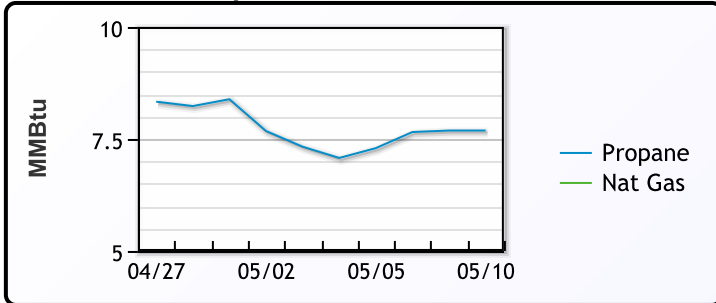
EDMONTON

	Last	Week Ago	Month Ago
Propane	50.4	45	61.8

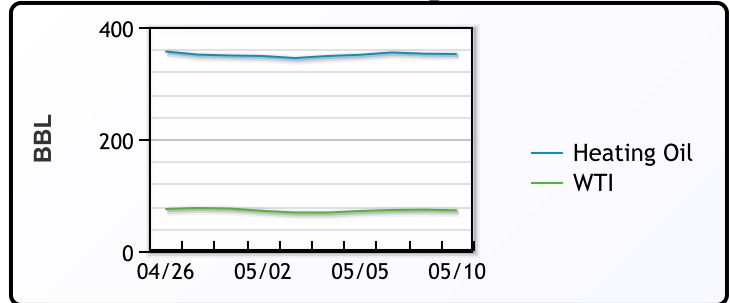
SARNIA

	Last	Week Ago	Month Ago
Propane	85.5	86.8	99.5

Propane MT.B Tet vs Nat Gas



WTI vs Heating Oil



FX

	Last	Change
CAD	1.337	-0.0002
DXY	101.405	-0.072
Gold	2032.15	2.06

RATES

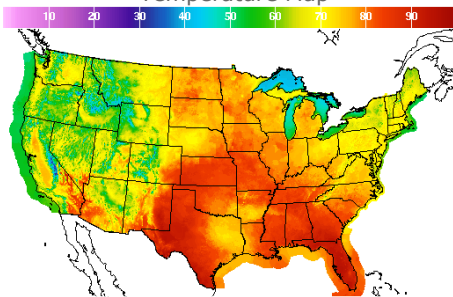
	Last	Change
US 2yr	3.9119	0.0021
US 10yr	3.4345	-0.0081
CAN 10yr	2.902	-0.047

EQUITIES

	Last	Change
Nasdaq	12306.44	126.89
TSX	1237.039	-4.606
S&P 500	4137.64	18.47

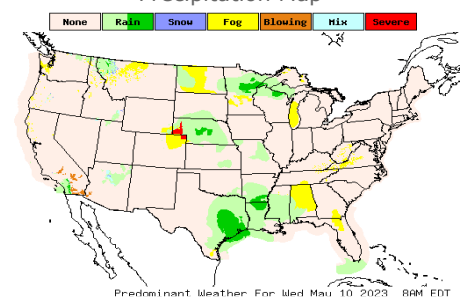
Weather Data

Temperature Map



City	HIGH °F	LOW °F
Calgary	58	41
Conway	77	51
Cushing	81	66
Denver	57	52
Houston	77	69
Mont Belvieu	76	68
Sarnia	69	44
Williston	77	52

Precipitation Map



This report has been prepared by PFL Petroleum Limited personnel for your information only and the views expressed are intended to provide market commentary and are not recommendations. This report is not an offer to sell or a solicitation of any offer to buy any security. The information contained herein has been compiled by PFL from sources believed to be reliable, but no representation or warranty, express or implied, is made by PFL Petroleum Limited, its affiliates or any other person as to its accuracy, completeness or correctness. Copyright 2017 PFL Petroleum Limited. All Rights Reserved