



MARKET DAILY

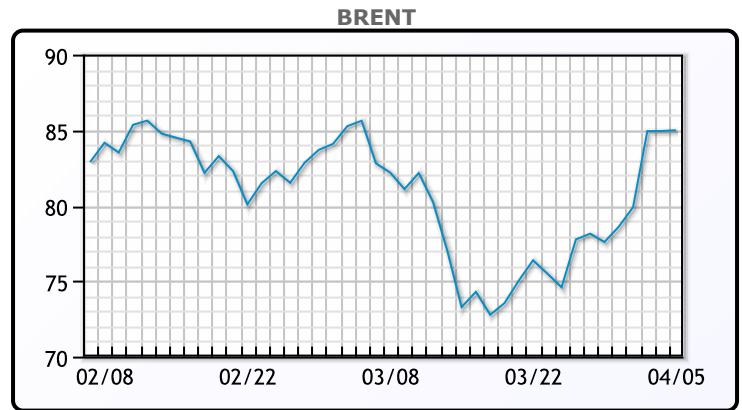
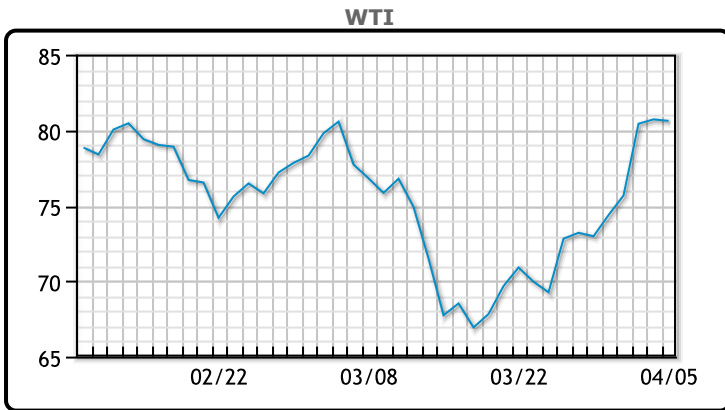
<https://www.pflpetroleum.com>
 1865 Veterans Park Dr. Suite 303
 Naples, Florida 34109
 Phone: 239-390-2885
 Fax: 239-949-0611
 Apr 6, 2023 5:58 PM

Major Energy Futures		
	Settle	Change
Brent	85.12	0.13
Gas Oil	789	-19
Natural Gas	2.155	0.049
RBOB	282.01	8.3
ULSD	273.1	6.43
WTI	80.70	0.09

Market Commentary

Oil prices closed slightly higher today notching the 3rd straight week of gains. Both benchmarks were up more than 6% this week after OPEC+ announced its production cut on Sunday. Limiting gains, however, U.S. labor market data pointed to slowing economic growth, and there was also slower-than-expected growth in the U.S. services sector. "Demand destruction as function of the threat of recession is greater than the cut by OPEC+," said Robert Yawger, said director of energy futures at Mizuho Securities. Buyers of put options that hedge downside risk were more active than buyers of call options, which bets on rising prices, implying traders were worried prices could fall, Yawger added. WTI traded up \$.09 or .1% to close at \$80.70. Brent traded up \$.13 or .2% to close at \$85.12.

Crude & Product Markets

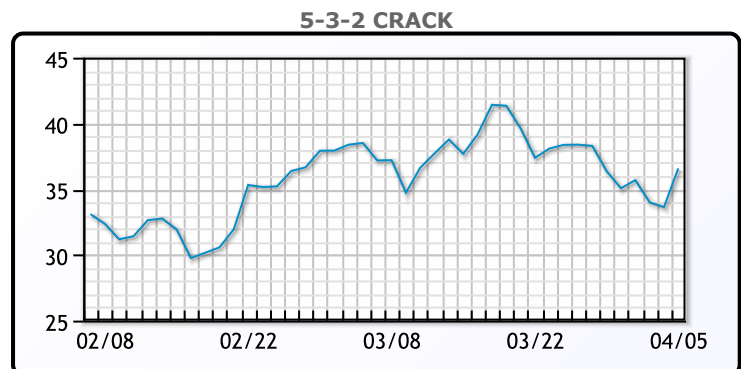
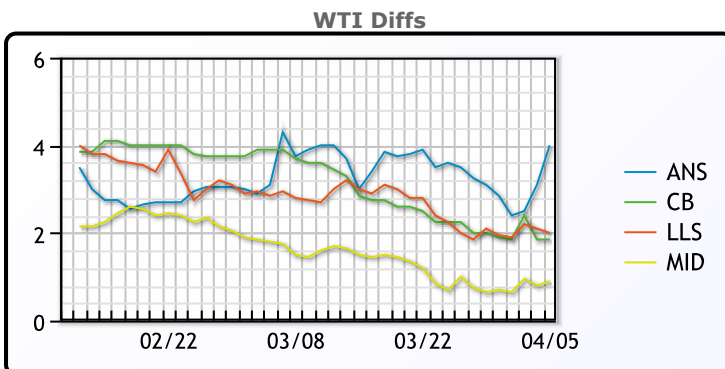


CRUDE

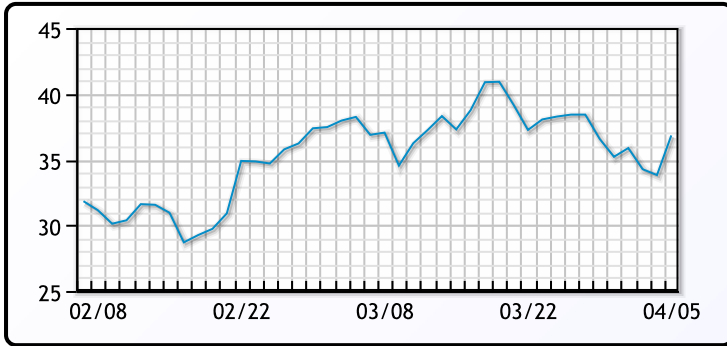
	Last	Week Ago	Month Ago
ANS	84.61	76.07	83.98
BLS	82.46	74.97	83.58
LLS	82.61	75.07	82.63
Mid	81.51	73.62	81.43
WTI	80.61	72.97	79.68

PRODUCTS

	Last	Week Ago	Month Ago
Gulf RBOB	278.01	261.98	244.04
Gulf ULSD	268.23	254.9	287.06
NYH RBOB	257.01	241.81	251.29
NYH ULSD	276.6	265.31	293.31
USGC 3%	66.88	59.125	62.38



3-2-1 Crack



Gulf 3-2-1 Crack



NGLs

MB

	Last	Week Ago	Month Ago
Butane	97.5	91	106
IsoButane	105	103.5	117
Natural Gasoline	162.5	158	170.5
Propane	82.25	79.5	91.25

CONWAY

	Last	Week Ago	Month Ago
Butane	92	90	105
IsoButane	101	107	120
Natural Gasoline	161	157	170.5
Propane	80	76	85.5

MB NON

	Last	Week Ago	Month Ago
Butane	98.5	94	109
IsoButane	105	103.5	117
Natural Gasoline	160.75	155.5	167.5
Propane	82.5	79.8	90.8

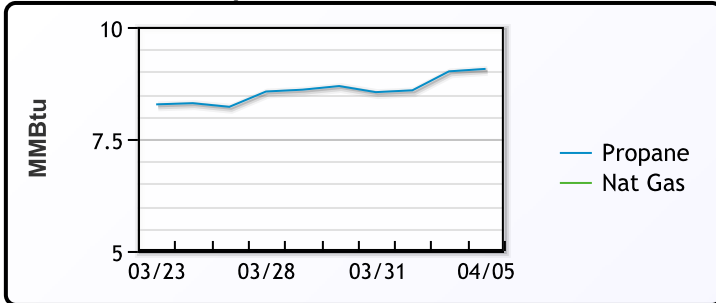
EDMONTON

	Last	Week Ago	Month Ago
Propane	61.3	57.4	61.8

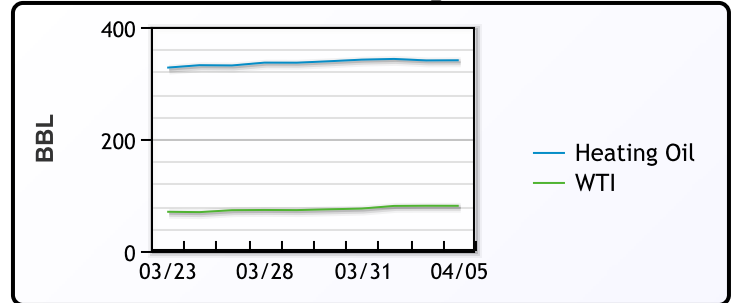
SARNIA

	Last	Week Ago	Month Ago
Propane	98.8	94.3	106

Propane MT.B Tet vs Nat Gas



WTI vs Heating Oil



FX

	Last	Change
CAD	1.3454	-0.0004
DXY	101.852	0.266
Gold	2020.68	-0.05

RATES

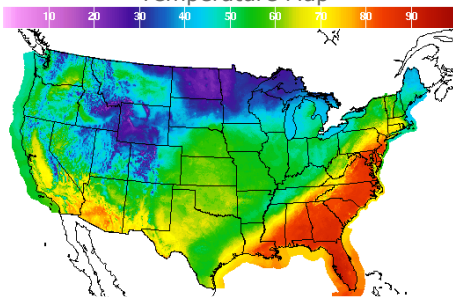
	Last	Change
US 2yr	3.7798	-0.0455
US 10yr	3.3108	-0.0279
CAN 10yr	2.792	0.024

EQUITIES

	Last	Change
Nasdaq	11996.86	-129.47
TSX	1213.928	-6.233
S&P 500	4090.38	-10.22

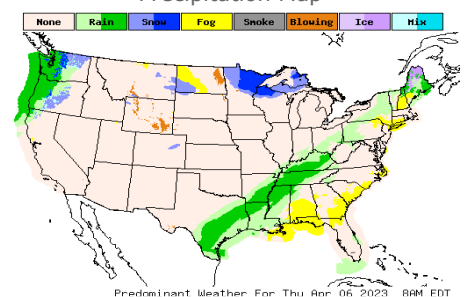
Weather Data

Temperature Map



City	HIGH °F	LOW °F
Calgary	42	18
Conway	26	3
Cushing	61	38
Denver	51	27
Houston	67	60
Mont Belvieu	67	58
Sarnia	50	37
Williston	36	1

Precipitation Map



This report has been prepared by PFL Petroleum Limited personnel for your information only and the views expressed are intended to provide market commentary and are not recommendations. This report is not an offer to sell or a solicitation of any offer to buy any security. The information contained herein has been compiled by PFL from sources believed to be reliable, but no representation or warranty, express or implied, is made by PFL Petroleum Limited, its affiliates or any other person as to its accuracy, completeness or correctness. Copyright 2017 PFL Petroleum Limited. All Rights Reserved