



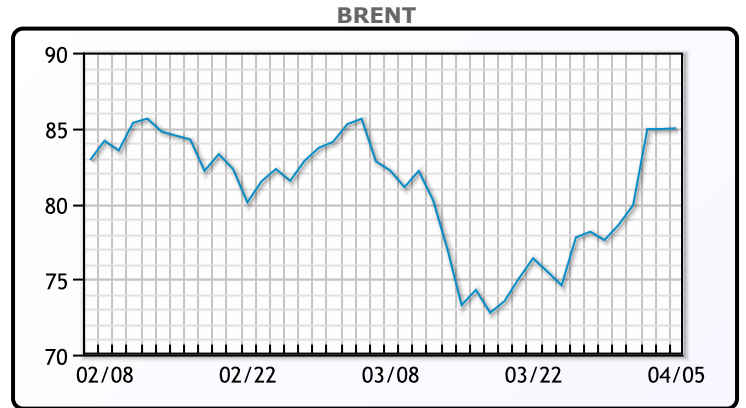
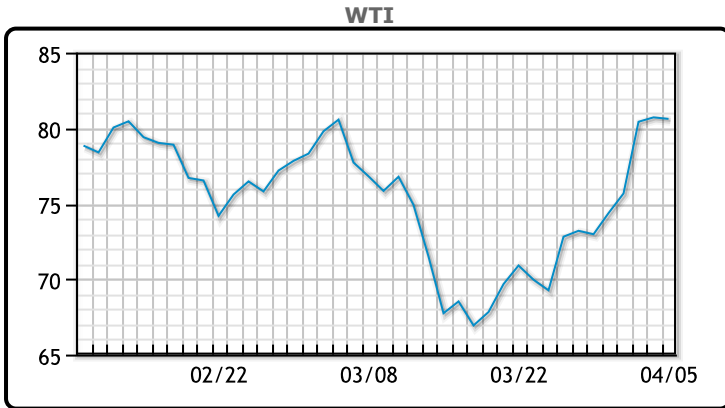
# MARKET DAILY

<https://www.pflpetroleum.com>  
 1865 Veterans Park Dr. Suite 303  
 Naples, Florida 34109  
 Phone: 239-390-2885  
 Fax: 239-949-0611  
 Apr 5, 2023 6:13 PM

Major Energy Futures		
	Settle	Change
Brent	84.99	0.05
Gas Oil	789	-19
Natural Gas	2.155	0.049
RBOB	282.01	8.3
ULSD	273.1	6.43
WTI	80.61	-0.1

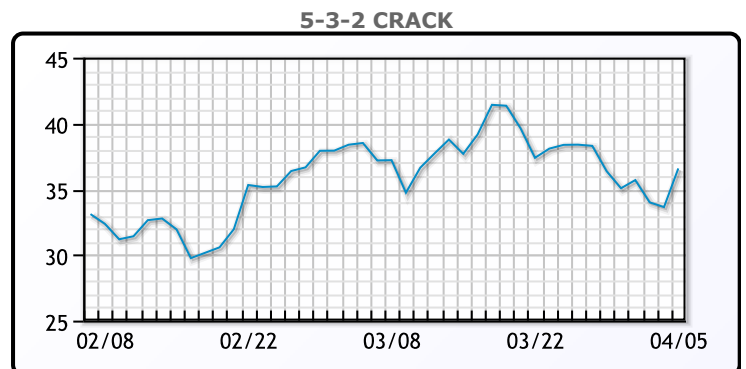
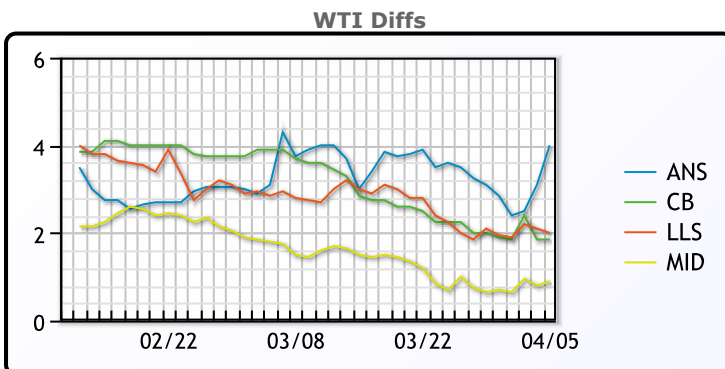
**Market Commentary**  
 Oil prices were unchanged today despite a larger than expected crude oil draw. US crude inventories fell by 3.7MM/bbls, compares to a forecasted draw of about 2MM/bbls. Gasoline and distillate stocks also fell by 4MM/bbls and 3.6MM/bbls respectively. "Maybe following the strong price rally this week, investors are a bit cautious on jumping on a strong report," said UBS analyst Giovanni Staunovo. Prices are still finding support from OPEC+'s decision to voluntarily cut output from May onwards. There has also been some bearish economic data with US job openings in February dropping to the lowest level in nearly two years. WTI traded up \$.10 or .1% to close at \$80.61. Brent traded up \$.05 or .1% to close at \$84.99.

## Crude & Product Markets

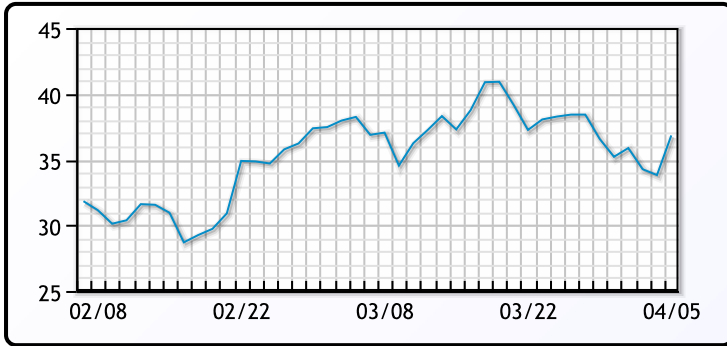


CRUDE			
	Last	Week Ago	Month Ago
ANS	84.61	76.07	83.98
BLS	82.46	74.97	83.58
LLS	82.61	75.07	82.63
Mid	81.51	73.62	81.43
WTI	80.61	72.97	79.68

PRODUCTS			
	Last	Week Ago	Month Ago
Gulf RBOB	278.01	261.98	244.04
Gulf ULSD	268.23	254.9	287.06
NYH RBOB	257.01	241.81	251.29
NYH ULSD	276.6	265.31	293.31
USGC 3%	66.88	59.125	62.38



**3-2-1 Crack**



**Gulf 3-2-1 Crack**



**NGLs**

**MB**

	Last	Week Ago	Month Ago
Butane	97.5	91	106
IsoButane	105	103.5	117
Natural Gasoline	162.5	158	170.5
Propane	82.25	79.5	91.25

**CONWAY**

	Last	Week Ago	Month Ago
Butane	92	90	105
IsoButane	101	107	120
Natural Gasoline	161	157	170.5
Propane	80	76	85.5

**MB NON**

	Last	Week Ago	Month Ago
Butane	98.5	94	109
IsoButane	105	103.5	117
Natural Gasoline	160.75	155.5	167.5
Propane	82.5	79.8	90.8

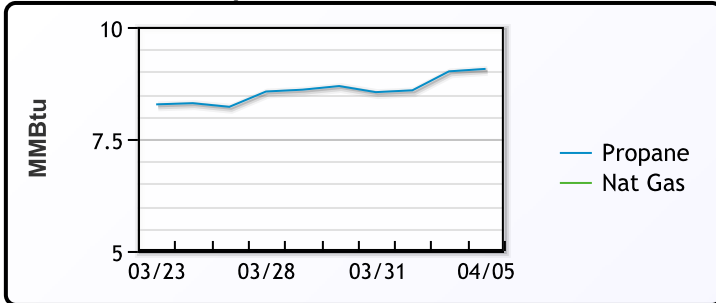
**EDMONTON**

	Last	Week Ago	Month Ago
Propane	61.3	57.4	61.8

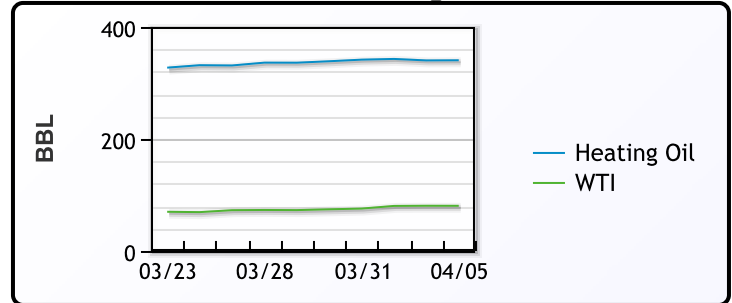
**SARNIA**

	Last	Week Ago	Month Ago
Propane	98.8	94.3	106

**Propane MT.B Tet vs Nat Gas**



**WTI vs Heating Oil**



**FX**

	Last	Change
CAD	1.3454	-0.0004
DXY	101.852	0.266
Gold	2020.68	-0.05

**RATES**

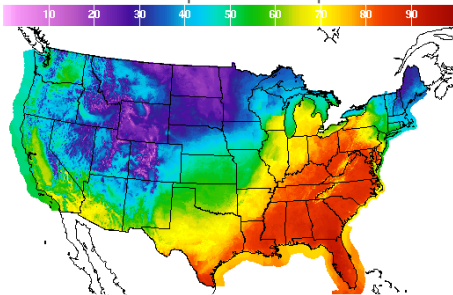
	Last	Change
US 2yr	3.7798	-0.0455
US 10yr	3.3108	-0.0279
CAN 10yr	2.792	0.024

**EQUITIES**

	Last	Change
Nasdaq	11996.86	-129.47
TSX	1213.928	-6.233
S&P 500	4090.38	-10.22

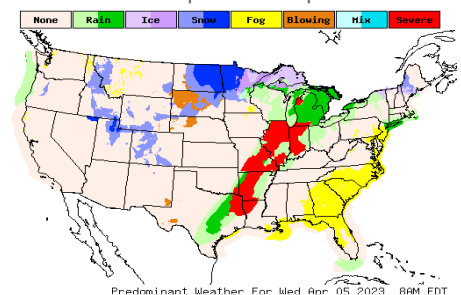
**Weather Data**

**Temperature Map**



City	HIGH °F	LOW °F
Calgary	36	10
Conway	23	19
Cushing	72	36
Denver	40	20
Houston	80	61
Mont Belvieu	78	59
Sarnia	64	47
Williston	26	8

**Precipitation Map**



This report has been prepared by PFL Petroleum Limited personnel for your information only and the views expressed are intended to provide market commentary and are not recommendations. This report is not an offer to sell or a solicitation of any offer to buy any security. The information contained herein has been compiled by PFL from sources believed to be reliable, but no representation or warranty, express or implied, is made by PFL Petroleum Limited, its affiliates or any other person as to its accuracy, completeness or correctness. Copyright 2017 PFL Petroleum Limited. All Rights Reserved