



MARKET DAILY

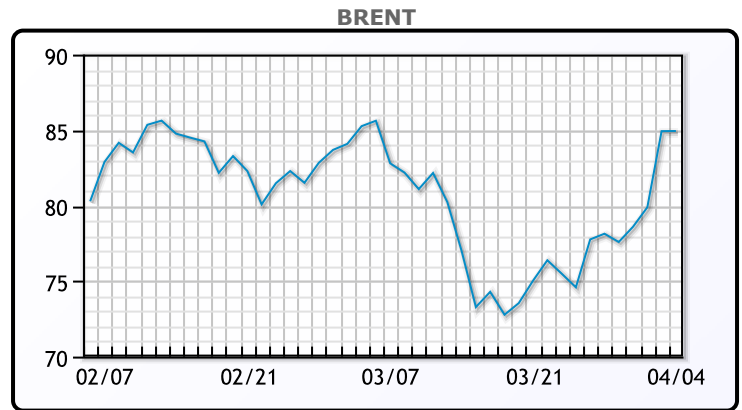
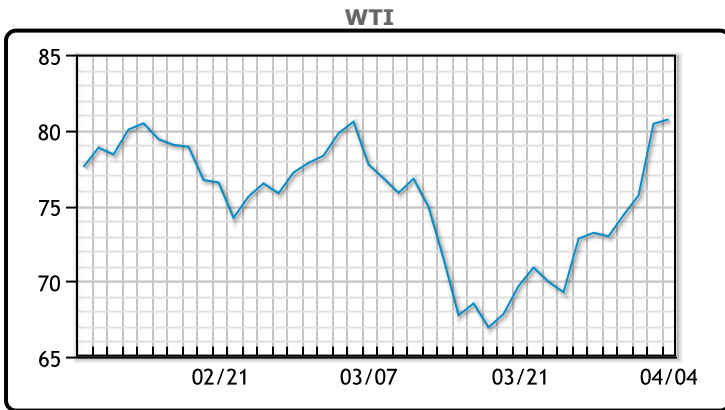
<https://www.pflpetroleum.com>
 1865 Veterans Park Dr. Suite 303
 Naples, Florida 34109
 Phone: 239-390-2885
 Fax: 239-949-0611
 Apr 4, 2023 7:27 PM

Major Energy Futures		
	Settle	Change
Brent	84.94	0.01
Gas Oil	770.5	26.75
Natural Gas	2.106	0.009
RBOB	273.71	-2.04
ULSD	266.67	0.41
WTI	80.71	0.29

Market Commentary

Oil prices were little changed in choppy trade on Tuesday as investors digested OPEC+ plans to cut more production on the back of weak economic data from the U.S. and China that may lead to cooling oil demand. Brent crude and WTI had jumped by more than six per cent on Monday after OPEC+ jolt markets with an announcement of voluntary production cuts of 1.66 million barrels per day from May until the end of 2023. U.S. West Texas Intermediate (WTI) crude futures closed up +29 cents, or 0.4% higher closing at \$80.71 per barrel. Brent crude futures settled one cent higher closing at US\$84.94 per barrel.

Crude & Product Markets

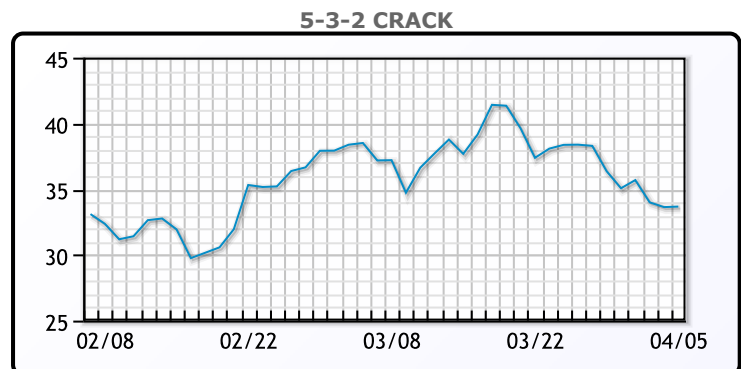
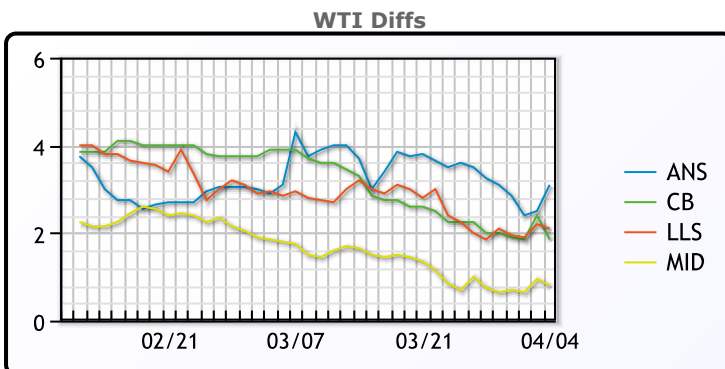


CRUDE

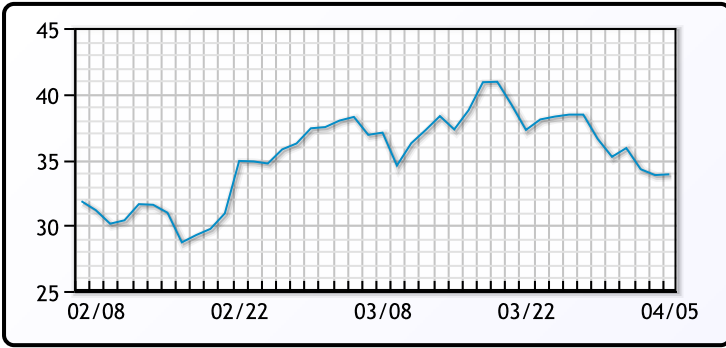
	Last	Week Ago	Month Ago
ANS	83.81	76.45	83.98
BLS	82.56	75.2	83.58
LLS	82.81	75.05	82.63
Mid	81.51	73.95	81.43
WTI	80.71	73.2	79.68

PRODUCTS

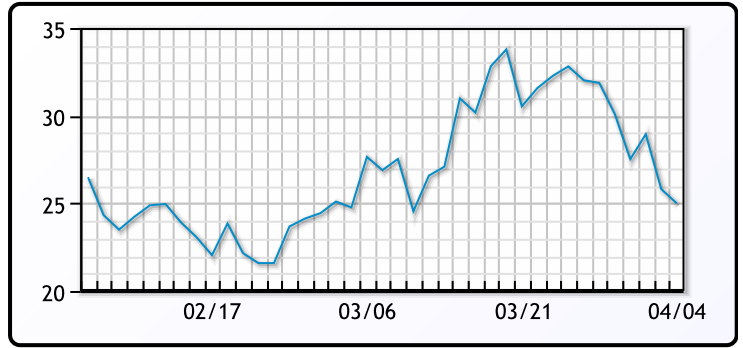
	Last	Week Ago	Month Ago
Gulf RBOB	269.71	267.05	244.04
Gulf ULSD	262.92	265.735	287.06
NYH RBOB	247.59	246.46	251.29
NYH ULSD	269.67	277.71	293.31
USGC 3%	66.88	58.125	62.38



3-2-1 Crack



Gulf 3-2-1 Crack



NGLs

MB

	Last	Week Ago	Month Ago
Butane	95.5	87.8	99.5
IsoButane	104.8	103.8	117.1
Natural Gasoline	162.5	161.3	170.5
Propane	83.5	78.4	90.5

CONWAY

	Last	Week Ago	Month Ago
Butane	91.3	90	104.8
IsoButane	102	109.5	119.5
Natural Gasoline	156	158	169
Propane	81.5	75	84.8

MB NON

	Last	Week Ago	Month Ago
Butane	98.5	93.8	109.3
IsoButane	104.8	103.8	117.1
Natural Gasoline	160.5	157.3	167.5
Propane	83.5	78.4	90.8

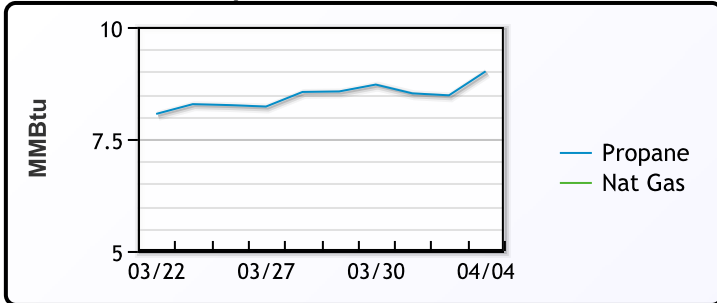
EDMONTON

	Last	Week Ago	Month Ago
Propane	62	56	61.8

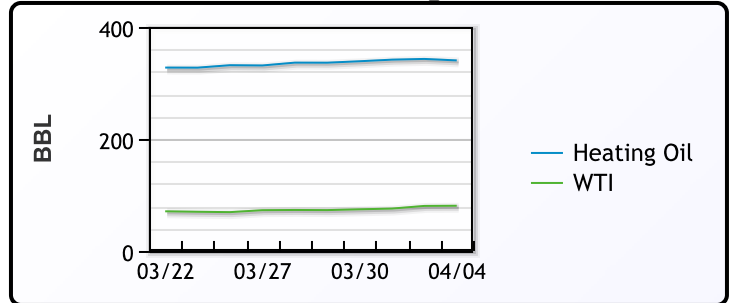
SARNIA

	Last	Week Ago	Month Ago
Propane	98.8	94.3	106

Propane MT.B Tet vs Nat Gas



WTI vs Heating Oil



FX

	Last	Change
CAD	1.344	-0.0005
DXY	101.586	-0.507
Gold	2022.65	2.23

RATES

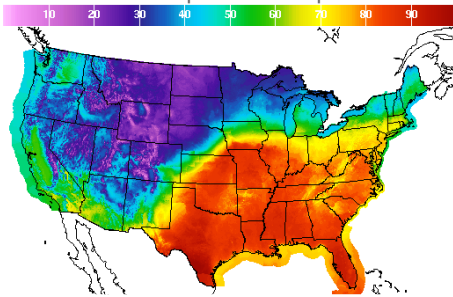
	Last	Change
US 2yr	3.8253	-0.1381
US 10yr	3.3387	-0.0727
CAN 10yr	2.768	-0.081

EQUITIES

	Last	Change
Nasdaq	12126.33	-63.12
TSX	1220.161	1.225
S&P 500	4100.6	-23.91

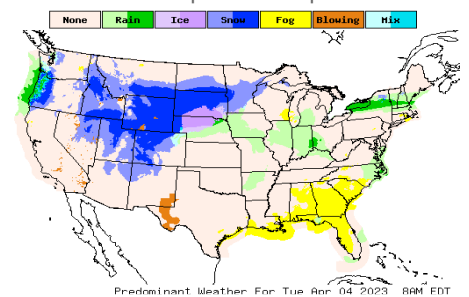
Weather Data

Temperature Map



City	HIGH °F	LOW °F
Calgary	32	10
Conway	27	11
Cushing	82	69
Denver	43	26
Houston	84	72
Mont Belvieu	79	72
Sarnia	46	39
Williston	21	13

Precipitation Map



This report has been prepared by PFL Petroleum Limited personnel for your information only and the views expressed are intended to provide market commentary and are not recommendations. This report is not an offer to sell or a solicitation of any offer to buy any security. The information contained herein has been compiled by PFL from sources believed to be reliable, but no representation or warranty, express or implied, is made by PFL Petroleum Limited, its affiliates or any other person as to its accuracy, completeness or correctness. Copyright 2017 PFL Petroleum Limited. All Rights Reserved