



MARKET DAILY

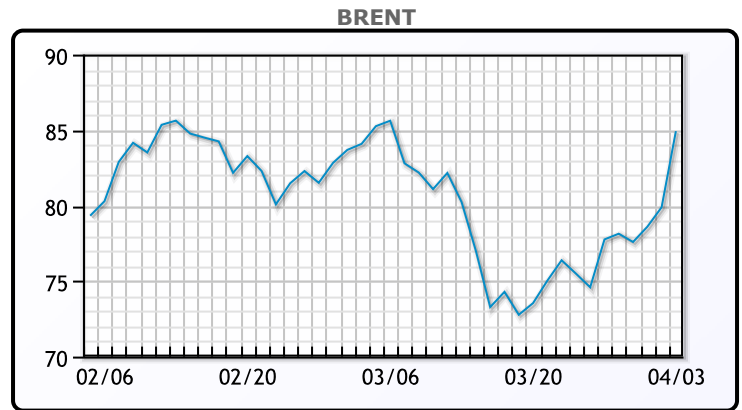
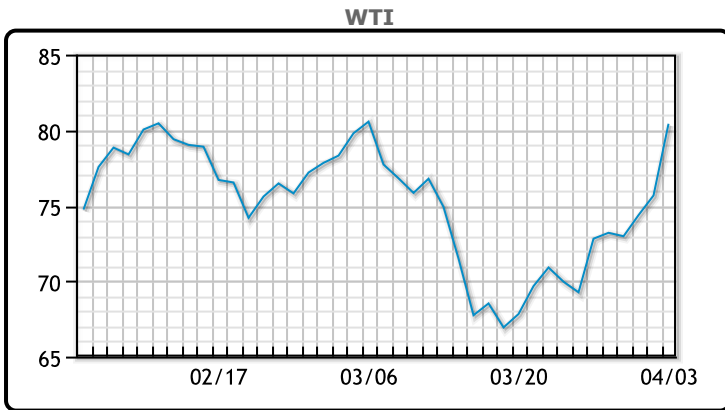
<https://www.pflpetroleum.com>
 1865 Veterans Park Dr. Suite 303
 Naples, Florida 34109
 Phone: 239-390-2885
 Fax: 239-949-0611
 Apr 3, 2023 8:08 PM

Major Energy Futures		
	Settle	Change
Brent	84.93	\$5.04
Gas Oil	789.5	6.5
Natural Gas	2.097	-0.119
RBOB	275.75	7.65
ULSD	266.26	4.2
WTI	80.42	\$4.75

Market Commentary

Oil jumped over 6% cent today. OPEC+ in a surprise announcement spoked the market with plans to cut more production, raising fears of tightening. WTI broke above \$80 per barrel and settled up by \$4.75 per barrel closing at \$80.42 per barrel on the day. Brent crude settled higher by \$5.04, or 6.3% to settle at US\$84.93 per barrel, after touching its highest level since March 7 (US\$86.44). Meanwhile Natgas at Henry closed down 10.3 cents per MMBTU closing out the trading session at \$2.097 per MMBTU - WOW - looks as though we need some pipelines approved!

Crude & Product Markets

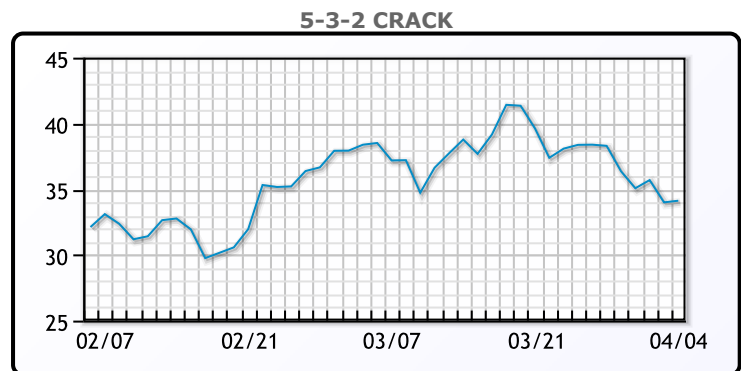
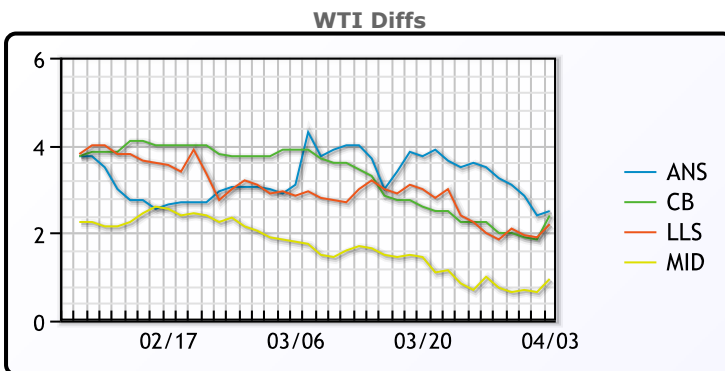


CRUDE

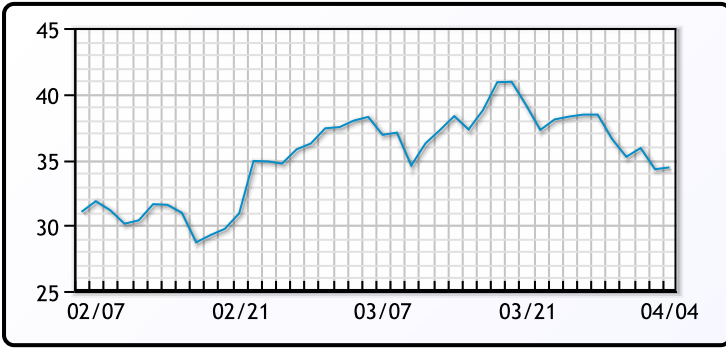
	Last	Week Ago	Month Ago
ANS	82.92	76.31	83.98
BLS	82.82	75.06	83.58
LLS	82.62	74.81	82.63
Mid	81.37	73.81	81.43
WTI	80.42	72.81	79.68

PRODUCTS

	Last	Week Ago	Month Ago
Gulf RBOB	272.5	266.51	244.04
Gulf ULSD	261.76	269.79	287.06
NYH RBOB	248.5	243.92	251.29
NYH ULSD	269.76	277.79	293.31
USGC 3%	66.88	57.625	62.38



3-2-1 Crack



Gulf 3-2-1 Crack



NGLs

MB

	Last	Week Ago	Month Ago
Butane	92.6	82	99.5
IsoButane	104.6	105.5	117.1
Natural Gasoline	164.3	160	170.5
Propane	82.5	78.3	90.5

CONWAY

	Last	Week Ago	Month Ago
Butane	91	88.3	104.8
IsoButane	103	109	119.5
Natural Gasoline	163	156	169
Propane	80.3	74.8	84.8

MB NON

	Last	Week Ago	Month Ago
Butane	97.6	93.5	109.3
IsoButane	104.6	105.5	117.1
Natural Gasoline	162.3	156	167.5
Propane	82.6	78.1	90.8

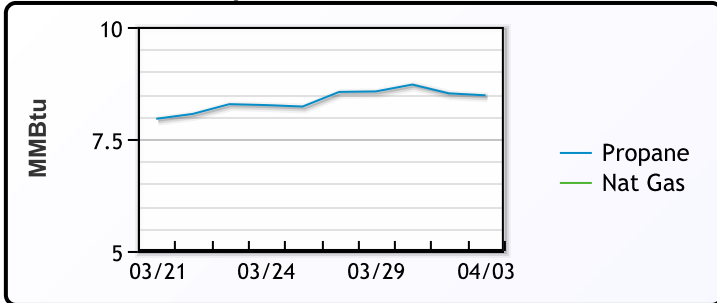
EDMONTON

	Last	Week Ago	Month Ago
Propane	61	55.8	61.8

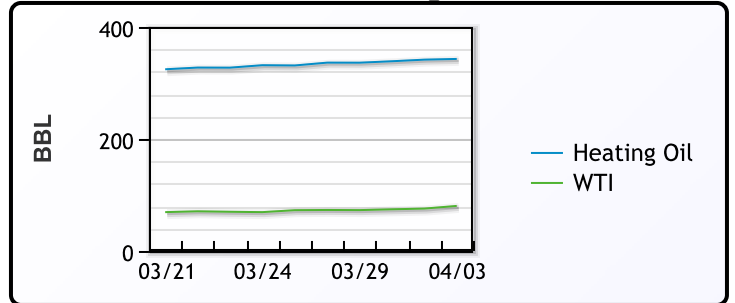
SARNIA

	Last	Week Ago	Month Ago
Propane	94	88.8	106

Propane MT.B Tet vs Nat Gas



WTI vs Heating Oil



FX

	Last	Change
CAD	1.3433	-0.0004
DXY	102.032	-0.061
Gold	1984.26	-0.39

RATES

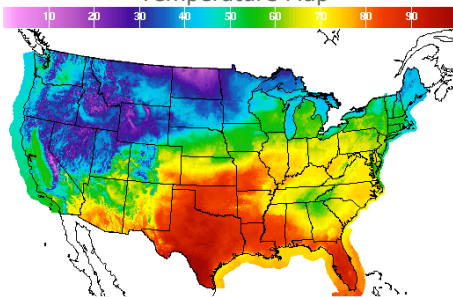
	Last	Change
US 2yr	3.9634	0
US 10yr	3.4132	0.0018
CAN 10yr	2.849	-0.048

EQUITIES

	Last	Change
Nasdaq	12189.45	-32.46
TSX	1218.936	12.631
S&P 500	4124.51	15.2

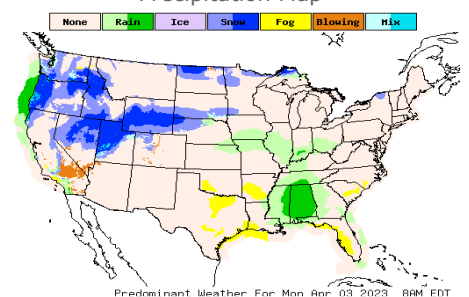
Weather Data

Temperature Map



City	HIGH °F	LOW °F
Calgary	33	20
Conway	31	15
Cushing	84	56
Denver	58	39
Houston	88	72
Mont Belvieu	83	71
Sarnia	55	33
Williston	27	20

Precipitation Map



This report has been prepared by PFL Petroleum Limited personnel for your information only and the views expressed are intended to provide market commentary and are not recommendations. This report is not an offer to sell or a solicitation of any offer to buy any security. The information contained herein has been compiled by PFL from sources believed to be reliable, but no representation or warranty, express or implied, is made by PFL Petroleum Limited, its affiliates or any other person as to its accuracy, completeness or correctness. Copyright 2017 PFL Petroleum Limited. All Rights Reserved