



MARKET DAILY

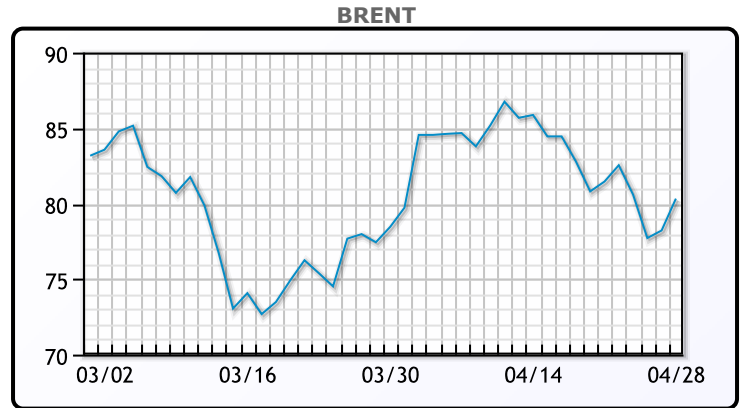
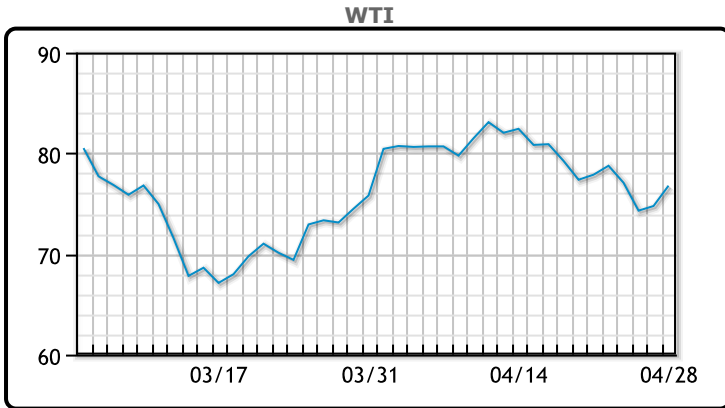
<https://www.pflpetroleum.com>
 1865 Veterans Park Dr. Suite 303
 Naples, Florida 34109
 Phone: 239-390-2885
 Fax: 239-949-0611
 Apr 28, 2023 7:58 PM

Major Energy Futures		
	Settle	Change
Brent	80.33	2.11
Gas Oil	695	-17.25
Natural Gas	2.41	0.05
RBOB	253.01	-1.98
ULSD	237.71	-1.67
WTI	76.78	2.02

Market Commentary

Crude prices rose today, rallying after energy firms posted positive earnings including Exxon which had its best quarter on record. Despite the gains both contracts were down week over week for a second week in a row. "The market was down much of the week on worries about a looming economic recession and an expansion of the banking crisis with First Republic," said Phil Flynn, an analyst at Price Futures Group. "But, today there were headlines showing there may be a solution to the First Republic problem, and there was data pointing to a rise in oil demand and a decline in output," Flynn said. U.S. crude production fell in February to 12.5 million barrels per day, its lowest since December while Fuel demand rose to nearly 20 million bpd, its highest since November. WTI traded up \$2.02 or 2.7% to close at \$76.78. Front month Brent raised \$1.17 or 1.5% to settle at \$79.54. Next month Brent rose 2.7% to close at \$80.33.

Crude & Product Markets

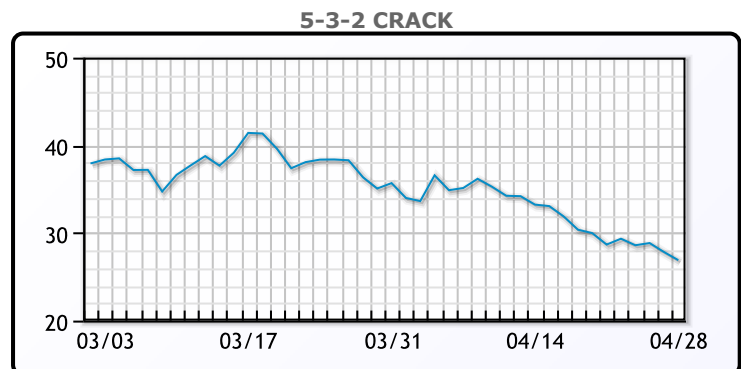
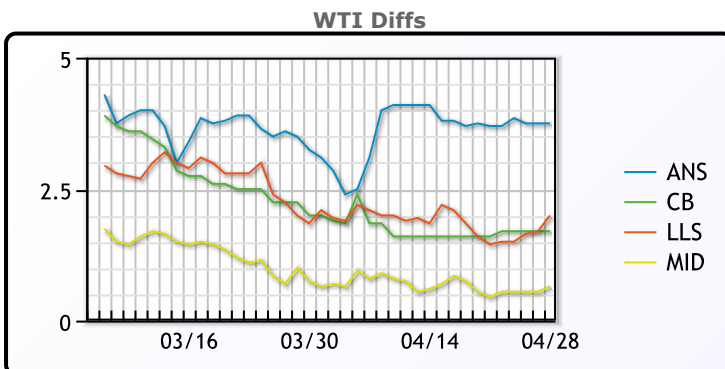


CRUDE

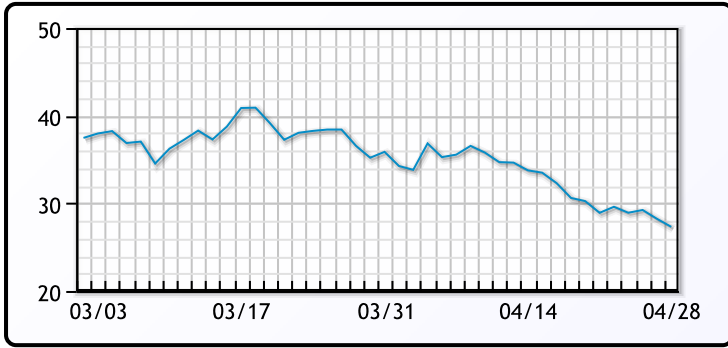
	Last	Week Ago	Month Ago
ANS	80.53	81.57	76.45
BLS	78.48	79.47	75.2
LLS	78.78	79.32	75.05
Mid	77.43	78.32	73.95
WTI	76.78	77.87	73.2

PRODUCTS

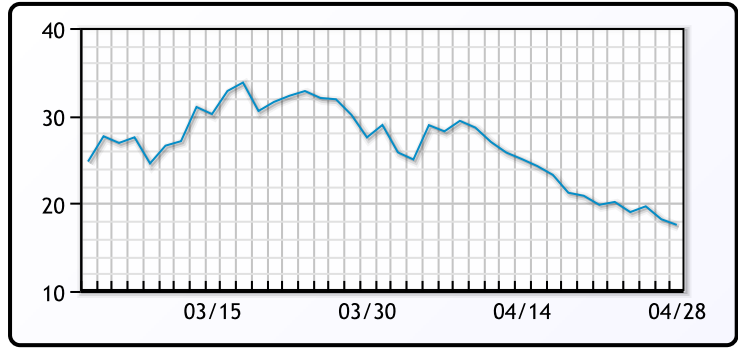
	Last	Week Ago	Month Ago
Gulf RBOB	243.51	251.16	267.05
Gulf ULSD	232.335	241.985	265.735
NYH RBOB	260.26	260.91	246.46
NYH ULSD	237.46	248.485	277.71
USGC 3%	64.375	65.625	58.125



3-2-1 Crack



Gulf 3-2-1 Crack



NGLs

MB

	Last	Week Ago	Month Ago
Butane	83.3	91	87.8
IsoButane	104.5	102.5	103.8
Natural Gasoline	162	157.6	161.3
Propane	76.8	80.3	78.4

CONWAY

	Last	Week Ago	Month Ago
Butane	83.3	92	90
IsoButane	104.5	100	109.5
Natural Gasoline	168.5	161	158
Propane	73.8	79.5	75

MB NON

	Last	Week Ago	Month Ago
Butane	85.8	96	93.8
IsoButane	104.5	102.5	103.8
Natural Gasoline	160	155.6	157.3
Propane	75.5	80.5	78.4

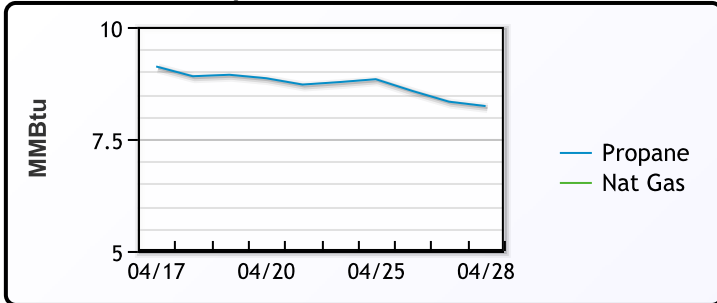
EDMONTON

	Last	Week Ago	Month Ago
Propane	53.3	61.3	56

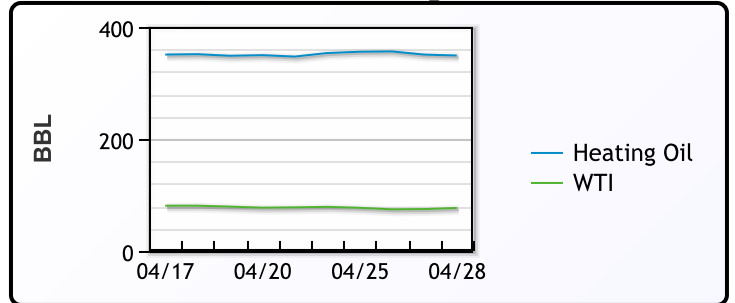
SARNIA

	Last	Week Ago	Month Ago
Propane	92.5	96.3	94.3

Propane MT.B Tet vs Nat Gas



WTI vs Heating Oil



FX

	Last	Change
CAD	1.3552	-0.004
DXY	101.659	0.156
Gold	1990	2.22

RATES

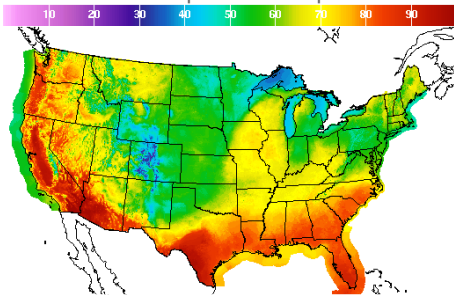
	Last	Change
US 2yr	4.0064	-0.0618
US 10yr	3.422	-0.0984
CAN 10yr	2.841	-0.112

EQUITIES

	Last	Change
Nasdaq	12226.58	84.34
TSX	1245.83	6.712
S&P 500	4169.48	34.13

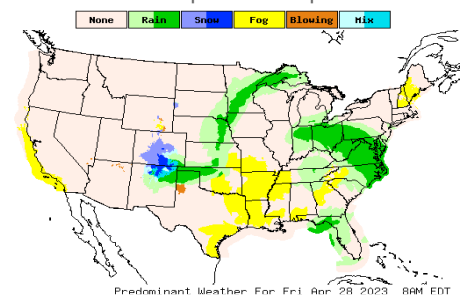
Weather Data

Temperature Map



City	HIGH °F	LOW °F
Calgary	65	40
Conway	50	34
Cushing	58	48
Denver	56	36
Houston	85	62
Mont Belvieu	79	57
Sarnia	53	39
Williston	62	35

Precipitation Map



This report has been prepared by PFL Petroleum Limited personnel for your information only and the views expressed are intended to provide market commentary and are not recommendations. This report is not an offer to sell or a solicitation of any offer to buy any security. The information contained herein has been compiled by PFL from sources believed to be reliable, but no representation or warranty, express or implied, is made by PFL Petroleum Limited, its affiliates or any other person as to its accuracy, completeness or correctness. Copyright 2017 PFL Petroleum Limited. All Rights Reserved